

Reseptregisteret  
2008–2012

The Norwegian  
Prescription Database  
2008–2012



## Reseptregisteret 2008–2012

## The Norwegian Prescription Database 2008–2012

Christian Berg  
Øystein Karlstad  
Milada Mahic  
Ingvild Odsbu

Rapport 2013:2  
Nasjonalt folkehelseinstitutt /  
The Norwegian Institute of Public Health

**Tittel/Title:**  
Reseptregisteret 2008–2012

The Norwegian Prescription  
Database 2008–2012

**Redaktør/Editor:**  
Christian Berg

**Forfattere/Authors:**  
Øystein Karlstad  
Milada Mahic  
Ingvild Odsbu

**Publisert av / Published by:**  
Nasjonalt folkehelseinstitutt  
Postboks 4404 Nydalen  
NO-0403  
Norway

Tel: + 47 21 07 70 00  
E-mail: folkehelseinstituttet@fhi.no  
www.fhi.no

**Design/Layout**  
Houston911

**Acknowledgement:**  
Julie D.W. Johansen (English version)

**Forsideillustrasjon / Front page illustration:**  
iStockPhoto

**Trykk/Print:**  
www.wj.no

**Opplag / Number printed:**  
300

**Bestilling/Order:**  
publikasjon@fhi.no  
Fax: +47-21 07 81 05  
Tel: +47-21 07 82 00

ISSN: 1890-9647  
ISBN: 978-82-8082-551-3 trykt utgave/printed version  
ISBN: 978-82-8082-552-0 elektronisk utgave/electronic version

**Tidligere utgave / Previous edition:**  
2008: Reseptregisteret 2004–2007 / The Norwegian Prescription Database 2004–2007  
2009: Legemiddelstatistikk 2009:2: Reseptregisteret 2004–2008 / The Norwegian Prescription Database 2004–2008  
2010: Legemiddelstatistikk 2010:2: Reseptregisteret 2005–2009. Tema: Vanedannende legemidler / The Norwegian Prescription Database 2005–2009. Topic: Addictive drugs  
2011: Legemiddelstatistikk 2011:2: Reseptregisteret 2006–2010 / The Norwegian Prescription Database 2006–2010  
2012: Legemiddelstatistikk 2012:2: Reseptregisteret 2007–2011 / The Norwegian Prescription Database 2007–2011



# Forord

Bruken av legemidler i befolkningen er økende. En viktig målsetting for norsk legemiddelpolitikk er rasjonell legemiddelbruk. En forutsetning for arbeidet med å optimalisere legemiddelbruken i befolkningen er kunnskap om hvilke legemidler som brukes, hvem som bruker legemidlene og hvordan de brukes. For å få bedre kunnskap på dette området, vedtok Stortinget i desember 2002 å etablere et nasjonalt reseptbasert legemiddelregister (Reseptregisteret). Oppgaven med å etablere registeret ble gitt til Folkehelseinstituttet som fra 1. januar 2004 har mottatt månedlige opplysninger fra alle apotek om utlevering av legemidler til pasienter, leger og institusjoner.

Denne rapporten er sjette utgave av den årlige statistikken fra Reseptregisteret. Generell informasjon om Reseptregisteret, legemiddelstatistikk, klassifikasjon av legemidler og målemetoder finnes i rapportens del 1. Del 2 inneholder noen nøkkeltall fra Reseptregisteret og et omfattende tabellverk med opplysninger om antall individer som har fått utlevert legemidler etter resept fra apotekene i Norge i siste femårsperiode (2008–2012). Opplysningene er fordelt på enkeltlegemidler og legemiddelgrupper. ATC (Anatomisk Terapeutisk Kjemisk) -klassifikasjon er benyttet i tabellene. For 2012 er informasjon om alders- og kjønnsfordeling og kostnader inkludert i tabellene. ATC-/DDD-versjon gjeldende fra januar 2013 er benyttet i rapporten, se også [www.whocc.no](http://www.whocc.no)

Reseptregisteret har også en nettside der man kan finne kompletterende informasjon. Nettstedet er: [www.norpd.no](http://www.norpd.no) (engelsk versjon) eller [www.reseptregisteret.no](http://www.reseptregisteret.no) (norsk versjon). Det er også mulig å søke om utlevering av data fra Reseptregisteret til forskning eller til andre formål som er i henhold til formålet for Reseptregisteret. Mer informasjon om dette finnes i bokens del 2 og på nettsiden til Folkehelseinstituttet ([www.fhi.no](http://www.fhi.no)).

Avdeling for legemiddelepidemiologi  
Folkehelseinstituttet  
Mai 2013

# Preface

The use of drugs in the population is increasing. An important goal of the health policies regarding pharmaceuticals in Norway is rational drug use. In order to improve drug use, knowledge about which drugs are used, how they are used and who uses them is vital. In December 2002, the Parliament decided to establish a national prescription database in Norway (NorPD). The task of building up the register was given to the Norwegian Institute of Public Health (NIPH). Since 1st January 2004, the institute has received monthly data on prescriptions from all Norwegian pharmacies.

This report is the sixth edition of the annual statistics from NorPD. General information about NorPD, drug statistics, classification of drug and measurement methods is included in part 1 of the report. Part 2 contains some key figures from NorPD and the main tables with information about the number of individuals who had prescriptions dispensed from pharmacies in Norway during the latest five years period (2008–2012). The information includes particular drug substances as well as drug groups. ATC (Anatomical Therapeutic Chemical) classification is used in the tables. For 2012, information about age, gender and costs are included in the tables. The ATC/DDD version of January 2013 has been used in the report, see also [www.whocc.no](http://www.whocc.no)

NorPD also has a website where you can find complementary information. The website is: [www.norpd.no](http://www.norpd.no) (English version) or [www.reseptregisteret.no](http://www.reseptregisteret.no) (Norwegian version). It is also possible to apply for data from NorPD for research or for other purposes which are according to the objectives of NorPD. More information about this can be found in part 2 of the report, and at the website of the Norwegian Institute of Public Health ([www.fhi.no](http://www.fhi.no)).

Department of Pharmacoepidemiology  
Norwegian Institute of Public Health  
May 2013

# Innhold

Forord .....	6
<b>1. Generelt om Reseptregisteret og legemiddelstatistikk .....</b>	<b>11</b>
1.1 Reseptregisteret (NorPD).....	11
1.2 Nordiske reseptregistre .....	14
1.3 Grossistbasert legemiddelstatistikk .....	15
1.4 Anatomisk Terapeutisk Kjemisk (ATC)-klassifisering.....	15
1.5 Definert Døgndose (DDD).....	16
1.6 WHO Collaborating Centre for Drug Statistics Methodology.....	17
<b>2. Reseptregisteret 2008–2012 .....</b>	<b>19</b>
2.1 Utvalgte nøkkeltall fra Reseptregisteret.....	19
2.2 Reseptkategorier og refusjon av utgifter til legemidler .....	23
2.3 Beskrivelse av hovedtabellene .....	27
2.4 ATC main groups .....	31
2.5 ATC group A – Alimentary tract and metabolism .....	32
2.6 ATC group B – Blood and bloodforming organs .....	43
2.7 ATC group C – Cardiovascular system .....	46
2.8 ATC group D – Dermatologicals.....	53
2.9 ATC group G – Genito urinary system and sex hormones .....	59
2.10 ATC group H – Systemic hormonal preparations, excl. sex hormones and insulins .....	64
2.11 ATC group J – Antiinfectives for systemic use.....	67
2.12 ATC group L – Antineoplastic and immunomodulating agents .....	73
2.13 ATC group M – Musculo-skeletal system .....	76
2.14 ATC group N – Nervous system .....	80
2.15 ATC group P – Antiparasitic products, insecticides and repellents .....	89
2.16 ATC group R – Respiratory system .....	91
2.17 ATC group S – Sensory organs .....	95
2.18 ATC group V – Various .....	99
<b>Noen forkortelser og definisjoner .....</b>	<b>100</b>
<b>Folkemengde i Norge 2008–2012 (per 1. juli) .....</b>	<b>101</b>
<b>Folkemengde etter alder i 2012 (per 1. juli).....</b>	<b>101</b>
<b>Liste over publikasjoner basert på data fra Reseptregisteret per mars 2013.....</b>	<b>102</b>

# Contents

Preface .....	7
<b>1. General information about the Norwegian Prescription Database and drug statistics .....</b>	<b>11</b>
1.1 About the NorPD.....	11
1.2 Prescription statistic in the other Nordic countries.....	14
1.3 The Norwegian Drug Wholesales Statistics .....	15
1.4 The Anatomical Therapeutic Chemical (ATC) classification system .....	15
1.5 The Defined Daily Dose (DDD) .....	16
1.6 The WHO Collaborating Centre for Drug Statistics Methodology .....	17
<b>2. The Norwegian Prescription Database (NorPD) 2008–2012 .....</b>	<b>19</b>
2.1 Selected key figures from NorPD.....	19
2.2 Prescription categories and reimbursement of medicinal expenses .....	23
2.3 Description of the main tables .....	27
2.4 ATC main groups .....	31
2.5 ATC group A – Alimentary tract and metabolism .....	32
2.6 ATC group B – Blood and bloodforming organs .....	43
2.7 ATC group C – Cardiovascular system .....	46
2.8 ATC group D – Dermatologicals.....	53
2.9 ATC group G – Genito urinary system and sex hormones .....	59
2.10 ATC group H – Systemic hormonal preparations, excl. sex hormones and insulins .....	64
2.11 ATC group J – Antiinfectives for systemic use.....	67
2.12 ATC group L – Antineoplastic and immunomodulating agents .....	73
2.13 ATC group M – Musculo-skeletal system .....	76
2.14 ATC group N – Nervous system .....	80
2.15 ATC group P – Antiparasitic products, insecticides and repellents .....	89
2.16 ATC group R – Respiratory system .....	91
2.17 ATC group S – Sensory organs .....	95
2.18 ATC group V – Various .....	99
<b>Some abbreviations and definitions .....</b>	<b>100</b>
<b>Population in Norway 2008–2012 (as of 1st July) .....</b>	<b>101</b>
<b>Population by age in 2012 (as of 1st July).....</b>	<b>101</b>
<b>List of publications based on data from the Norwegian Prescription Database (NorPD) as of March 2013 .....</b>	<b>102</b>

## 1. Generelt om Reseptregisteret og legemiddelstatistikk

### 1.1 Reseptregisteret (NorPD)

#### *Datainnsamling og variabler i Reseptregisteret*

Ny apoteklov trådte i kraft 1. mars 2001, og ifølge den nye loven ble apotek forpliktet til å videresende reseptdata til en ny nasjonal legemiddeldatabase. I oktober 2003 ble ny detaljert forskrift for Reseptregisteret (hjemlet i Helseregisterloven) vedtatt av Kongen i Statsråd (1). Formålet med Reseptregisteret (jf forskriftens § 1-3) er å samle inn og behandle data om legemiddelbruk hos mennesker og dyr for å:

1. kartlegge forbruket i landet og belyse endringer over tid
2. fremme og gi grunnlag for forskning og utredning for å kunne belyse positive og negative effekter av legemiddelbruk
3. gi myndighetene et statistisk grunnlag for kvalitetssikring av legemiddelbruk og overordnet tilsyn, styring og planlegging
4. gi legemiddelrekvisiter et grunnlag for internkontroll og kvalitetsforbedring

Forskriftens formål bestemmer hva Reseptregisteret kan brukes til. Forskriften bestemmer også hva slags data som kan samles inn fra apotek og administrative registre.

## 1. General information about the Norwegian Prescription Database and drug statistics

### 1.1 About the NorPD

#### *Data collection and variables in NorPD*

New legislation in the Norwegian pharmacy sector came into force on March 1st 2001. According to the new act, pharmacies were obliged to forward prescription data to a new national drug database. In October 2003, new, detailed regulations for the NorPD were approved (1). The objectives of the NorPD, as defined in authoritative regulations, are to collect and prepare data on drug use in individuals and animals in order to:

1. describe drug use patterns, highlighting changes over time
2. promote and form a basis for research and review of the safety and effectiveness of drug use
3. serve as a management tool for the authorities in order to assure prescribing quality in addition to general surveillance, control and planning
4. give the prescribing doctors a basis for internal control, as part of an audit method to improve the quality of prescribing practices

All NorPD data use must be in accordance with these objectives. The regulation also determines what kind of data can be collected from the pharmacies and administrative registers.



Reseptregisteret inneholder følgende variabler:

#### Pasient

Personidentifikasjon (kryptert), fødselsmåned /-år, døds måned/- år, kjønn, bosted (kommune og fylke)

#### Forskriver

Personidentifikasjon (kryptert), fødselsår, kjønn, yrke, spesialitet

#### Legemiddel

Nordisk varenummer (merkenavn, styrke, legemiddelform, pakningsstørrelse), antall pakninger, ATC-kode, antall definerte døgndoser (DDD), reseptkategori, kode for refusjon (fra mars 2008: ICD10, ICPC koder og enkelte koder definert av Legemiddelverket, fullstendig implementert fra mars 2009), bruksområde og forskrevet dose (fritekst), utleveringsdato, pris (apotekets utsalgspris)

#### Apotek

Apoteknavn, konsesjonsnummer, kommune og fylke

Det nordiske varenummeret er en unik identifikasjon for hver pakning av et legemiddel og muliggjør kobling til andre registre som gir detaljert informasjon om legemidlene. Indikasjon for forskrivning ble de første årene ikke registrert i databasen, kun overordnede refusjonskoder som for enkelte legemidler fungerte som grov diagnosekode. Fra mars 2008 ble forskriver pålagt å angi mer spesifikke diagnosekoder på blåresepter som erstatning for de gamle sykdomspunktene. Det skal benyttes enten International Classification of Diseases versjon 10 (ICD-10) eller International Classification of Primary Care (ICPC). I tillegg har Legemiddelverket på enkelte områder definert egne koder. Ordningen er fullstendig implementert fra mars 2009.

Fra 1. januar 2004 har Folkehelseinstituttet mottatt månedlig informasjon om reseptutleveringer fra alle apotek i Norge (2). I alle apotek er det tilrettelagt for automatisk innsending av rapport til Reseptregisteret til fast tidspunkt hver måned, slik at apotekene kan oppfylle sin rapporteringsplikt uten vesentlig ekstra arbeid. Reseptregisteret inneholder informasjon om alle legemidler som er forskrevet og utlevert til enkeltpasienter utenom sykehus og institusjoner. Legemidler forskrevet på godkjeningsfritak er også inkludert, men legemidler som selges reseptfritt er ikke registrert i Reseptregisteret. Hvis reseptfrie legemidler er forskrevet på resept vil de imidlertid bli registrert i databasen.

De viktigste dataene i Reseptregisteret er basert på resepter forskrevet til enkeltpersoner, men også forskrivning av legemidler fra veterinærer til dyr og forskrivning til egen praksis registreres i Reseptregisteret. Når det gjelder pasienter som er innlagt i sykehus eller sykehjem, samler registeret kun inn

The NorPD contains the following variables:

#### Patient

Person-identifier (encrypted), month/year of birth, month/year of death, gender, place of residence (municipality & county)

#### Prescriber

Person-identifier (encrypted), year of birth, gender, profession, speciality

#### Drug

Nordic article number (unique product identifier stating brand name, strength, pharmaceutical form and pack size), number of packs, ATC code, number of Defined Daily Doses (DDD), prescription category, reimbursement code (from March 2008: ICD10, ICPC codes or codes defined by the Norwegian Medicines Agency, completely implemented from March 2009), intended use and prescribed dose (free-text according to pharmacy label), dispensing date, price (pharmacy retail price)

#### Pharmacy

Name, licence number, municipality and county

The Nordic article number is the important link to other registries providing detailed information about the drugs. The indication for prescribing was in the first years not recorded in the database, only the code of reimbursement which in some cases, acted as a proxy of diagnosis. From March 2008, prescribers had to use either the International Classification of Diseases version 10 (ICD10), or the International Classification of Primary Care Codes (ICPC) or special codes assigned by the Norwegian Medicines Agency as the code of reimbursement on the prescriptions. This was fully implemented from March 2009.

Since 1<sup>st</sup> January 2004, the NIPH has received monthly data on prescriptions from all Norwegian pharmacies (2). Monthly electronically reports are automatically generated in all pharmacies, thus avoiding extra work for the pharmacy. NorPD contains information about all drugs prescribed (reimbursed or not) and dispensed at pharmacies to individual patients living outside institutions, i.e. ambulant care. Unlicensed drugs are also included, but drugs sold over-the-counter (OTC) are not recorded in NorPD. However, if the OTC drugs are prescribed by a physician and dispensed, then they will be recorded in the database.

The main data in NorPD are based on prescriptions to individual humans, but also prescribed drugs by veterinarians to animals and prescribing to a physician's own practice are collected in NorPD. For patients in nursing homes and hospitals, the register collects figures on drug use at the level of the institution or the department, i.e. on an aggregate level.

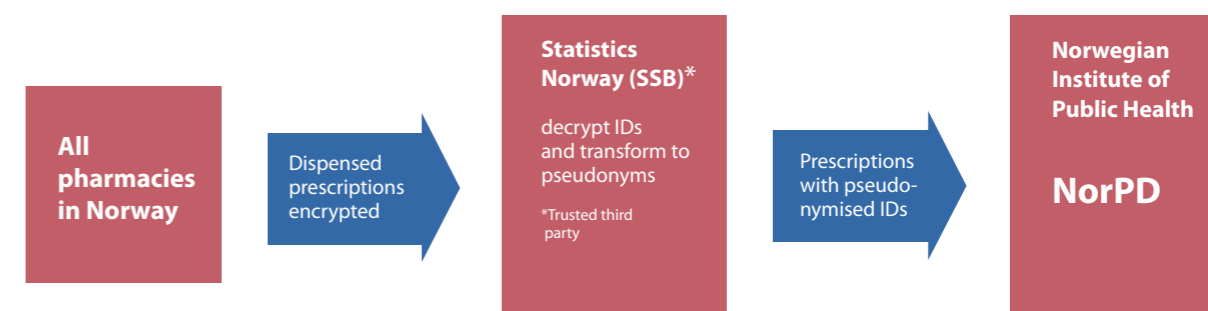


Figure 1.1: Data flow, the Norwegian Prescription Database (NorPD)

aggregerte data på institusjons- eller avdelingsnivå basert på informasjon som apotekene registrerer når de leverer legemidler til institusjoner.

#### Datasikkerhet

Som illustrert i figur 1.1 blir registreringer av utleverte legemidler fra apotek elektronisk og automatisk overført til Statistisk sentralbyrå (SSB) før de kommer til FHI og inkluderes i Reseptregisteret. SSB fungerer som en såkalt tiltrodd tredjepart og er en del av datasikkerheten for å ivareta konfidensialitet og informasjonssikkerhet for all personlig informasjon. SSB har tilgang til pasientens personnummer og forskrivers helsepersonellnummer, og erstatter begge med et pseudonym. SSB kan ikke lese noen annen informasjon fra reseptene, fordi denne informasjonen er kryptert før SSB mottar dataene. Når SSB sender data er fødselsnummer og forskrivers helsepersonellnummer fjernet, og FHI kan dekode helseopplysningene som fremgår av resepten igjen. Prinsippet for pseudonymisering er at ingen, heller ikke den som tildeler og forvalter pseudonymer, skal kunne ha samtidig tilgang til både pseudonym, helseopplysninger og personens identitet. Begrepet "Pseudonymiserte helsedata" er definert i Helseregisterloven: "Personlig helsedata som identitet er kryptert, eller på annen måte skjult, men likevel individuell, slik at det er mulig å følge hver person gjennom helsesystemet uten at vedkommendes identitet blir avslørt" (3). Dette betyr at identiteten til pasienter og forskrivere har blitt kryptert i henhold til norsk lovgivning, men likevel er individuell, slik at det er mulig å følge enkeltpersoner over tid, og gjøre registerkoblingsstudier.

#### Kvalitetssikring

For kvalitetssikring blir et antall søk gjennomført månedlig eller halvårlig for å identifisere mulige feil eller uoverensstemmelser. FHI gjør ulike rutinemessige

#### Data protection

As illustrated in figure 1.1 the pharmacy records of dispensed drugs are electronically and automatically transferred through Statistics Norway before they arrive at NIPH and are included in NorPD. Statistics Norway acts as a so-called "trusted third party centre" and is a part of the data protection to ensure confidentiality of personal information. Statistics Norway only has access to the patient personal identification number and the prescriber's health personnel number and replaces both with a pseudonymised identifier. Statistics Norway cannot read any other prescription data because this information is encrypted before Statistics Norway receives the data. When Statistics Norway sends the data including the pseudonymised identifiers to the NIPH, the NIPH is allowed to decrypt the prescription information again. The term "Pseudonymous health data" is defined in the Personal Health Data Filing System Act (in Norwegian: Helseregisterloven): "personal health data in which the identity has been encrypted or otherwise concealed, but nonetheless individualized so that it is possible to follow each person through the health system without his identity being revealed" (3). This means that the identity of patients and prescribers has been encrypted according to Norwegian legislation, but nonetheless individualized, so that it is possible to follow individuals over time and perform record-linkage studies. Data linkage is based on the unique identification number system which is available in all the Nordic countries.

#### Quality checks

For quality assurance, a number of queries are carried out monthly or half-yearly to identify possible errors or inconsistencies. NIPH performs different routine checks on the data before they are transferred to the NorPD. In the NorPD, the Nordic article number is linked to the national register of medicinal products with validated

kontroller på data før de overføres til Reseptregisterets database. I Reseptregisteret er det nordiske varenummeret knyttet til det nasjonale vareregisteret for legemidler med gyldige ATC-koder og DDD-verdier (4). Dette registeret oppdateres månedlig. FHI sjekker også om dataleveranser fra hvert apotek er av rimelig størrelse. Det totale antallet reseptbelagte poster, totalt antall pasienter og forskrivere blir sjekket hver måned. Statistikk for apotekene blir rutinemessig kjørt. Denne rutinen vil identifisere uvanlige variasjoner i størrelsen på dataleveranser fra måned til måned, og fange opp manglende leveranser av spesielle typer data, eller hvis en datalevering fra ett apotek er tom i en måned på grunn av tekniske feil på apoteket eller hos tiltrodd tredjepart (SSB). Fødselsnummeret kontrolleres hos SSB mot Folkeregisteret. Når fødselsnummeret er ugyldig eller mangler, lager SSB et spesielt pseudonym. Disse personene er ikke mulig å følge over tid, og heller ikke mulig å koble til andre datakilder, men det rapporterte antall ordinasjoner og DDD knyttet til disse personene kan likevel inkluderes i totalstatistikken.

## 1.2 Nordiske reseptregistre

På slutten av 1980-tallet, tok apotek i de nordiske landene gradvis i bruk elektroniske systemer ved ekspedering av resepter. Dette gjorde det mulig å samle inn reseptdata fra apotek på en enklere og mer effektiv måte. Selv om helsevesenet ikke er organisert likt i de nordiske landene, har alle fem land et helsevesen med universell dekning for helseutgifter. Alle borgere, uavhengig av sosioøkonomisk status, har ubegrenset tilgang til helsetjenester, inkludert delvis eller fullstendig refusjon av kjøpte legemidler. Nasjonale reseptdatabaser, som er basert på data fra ekspederte og utleverte legemidler fra apotek til individer utenfor sykehus/sykehjem, har vært tilgjengelig siden 1994 i Finland og Danmark, siden 2004 i Norge, siden 2005 i Sverige og siden 2006 på Island. Databasene dekker til sammen 25 millioner innbyggere (Danmark: 5,6 millioner, Finland: 5,4 millioner; Island: 0,3 millioner; Norge: 5,1 millioner og Sverige: 9,6 millioner). Det er mulig å koble disse dataene til ulike helseutfall og andre data basert på det unike fødselsnummeret/-koden som alle innbyggere i disse landene har. Databasene er en viktig ressurs for å kunne gjennomføre longitudinelle og registerkoblede studier med helseundersøkelser og andre registre. Databasene representerer også et godt kunnskapsgrunnlag for nasjonale beslutninger innen legemiddelbruk. En artikkel fra 2010 gir en oversikt over datainnsamlingsprosedyrer og innhold i de nordiske landenes reseptregistre (5).

ATC codes and DDD values (4). This register is updated monthly. NIPH also checks if the data deliveries from each pharmacy are of a reasonable size. The total number of prescription records and the total number of patients and prescribers are checked every month. Statistics for the pharmacies are checked by routine. Unusual variations in size of data files from month to month are identified and any missing data is caught, such as missing special data type deliveries or empty data files caused by technical error at the pharmacy or at the trusted third party. The Personal Identification Number is checked in Statistics Norway against the Central Population Registry. If the Personal Identification Number is invalid or missing, Statistics Norway creates a special pseudonym, but it is not possible to track these individuals or link them to other data sources. However, the reported total number of ordinations and DDDs can be included in the total statistics.

## 1.2 Prescription statistic in the other Nordic countries

During the late 1980s, pharmacies in the Nordic countries gradually computerized their records of dispensed prescriptions which made it possible to collect data efficiently. Although healthcare systems are not organized identically in the Nordic countries, all five countries have a tax-supported public health service with universal coverage. All citizens, independent of socioeconomic status, have unrestricted access to health services, including partial or complete reimbursement of purchased medicines. National prescription databases, containing data on drugs dispensed at pharmacies (exposure data) to individuals receiving ambulatory care, have been available since 1994 in Finland and Denmark, since 2004 in Norway, since 2005 in Sweden and since 2006 in Iceland. The databases together cover 25 million inhabitants (Denmark: 5.6 million; Finland: 5.4 million; Iceland: 0.3 million; Norway: 5.1 million; and Sweden: 9.6 million) and have the potential to link these data to different health outcomes and other data based on the unique personal identity code which all residents in these countries have. The databases serve as a resource for conducting longitudinal and record-linkage studies with health surveys and other registries. They also offer a sound evidence base for national decision-making in the field of drug utilization. An article from 2010 provides an overview of the data collection procedures and content of the Nordic countries' prescription databases (5). In addition, the article discusses their unique potential for cross-national record linkage and for analytical pharmacoepidemiological studies.

## 1.3 Grossistbasert legemiddelstatistikk

Statistikk basert på totalt salg av legemidler fra grossist til apotek, sykehus/sykehjem har vært tilgjengelig i Norge siden 1970-tallet. Grossistbasert legemiddelstatistikk omfatter alt salg av legemidler fra grossist til apotek, sykehus/sykehjem, dagligvaredetaljister og andre med tillatelse til å omsette legemidler. Legemidler til dyr og mennesker, både reseptfrie og reseptbelagte, er inkludert i statistikken. Statistikken gir en oversikt over utviklingen i legemiddelomsetningen over tid, både totalt og på fylkesnivå. Statistikken inneholder imidlertid ikke opplysninger om den enkelte legemiddelbruker.

### *Legemiddelforbruket i Norge – årlig publikasjon*

Årlig publiseres data fra den Grossistbaserte legemiddelstatistikken i publikasjonen Legemiddelforbruket i Norge. Hver utgave omfatter 5-årsoversikter over totalsalget av reseptfrie og reseptbelagte legemidler i Norge (6). Boken er tilgjengelig på nettsiden [www.legemiddelforbruk.no](http://www.legemiddelforbruk.no). Nærmere informasjon vedrørende utlevering av data fra den grossistbaserte legemiddelstatistikken finnes på Folkehelseinstituttets nettside [www.fhi.no](http://www.fhi.no).

## 1.4 Anatomisk Terapeutisk Kjemisk (ATC)-klassifisering

Alle legemidler som er registrert i Norge er gruppert etter ATC-systemet. I ATC-systemet inndeles legemidlene i grupper på 5 nivåer: På 1. nivå fordeles legemidlene på 14 anatomiske hovedgrupper. Det neste nivået (2. nivå) er en terapeutisk eller farmakologisk undergruppe. 3. nivå og 4. nivå er terapeutiske, farmakologiske eller kjemiske undergrupper, mens 5. nivå representerer den kjemiske substansen.

### *ATC-koden*

En fullstendig klassifisering av legemiddelsubstansen spironolakton (vanndrivende middel) med ATC-koden C03DA01 kan illustrere oppbyggingen av ATC-systemet:

C	Hjerte og kretsløp (1. nivå, anatomisk hovedgruppe)
C03	Diuretika (2. nivå, terapeutisk undergruppe)
C03D	Kaliumsparende midler (3. nivå, farmakologisk undergruppe)
C03DA	Aldosteronantagonister (4. nivå, farmakologisk undergruppe)
C03DA01	Spironolakton (5. nivå, kjemisk substans)

## 1.3 The Norwegian Drug Wholesales Statistics

Statistics based on total sales of drugs from wholesalers to pharmacies, hospitals/nursing homes has been available in Norway since the 1970s. The Norwegian Drug Wholesales Statistics database includes total sales of drugs from wholesalers to pharmacies, hospitals/nursing homes and non-pharmacy outlets and others with permission to sell medicines. Total sales of prescription and non-prescription human and veterinary medicines are included in the statistics. The statistics give an overview of developments in drug consumption over time, both at county and country level. The statistics, however, contain no information about the individual drug user.

### *Drug Consumption in Norway – published annually*

Data from the Norwegian Drug Wholesales Statistics Database have been published annually in *Drug Consumption in Norway* (6) since 1977. Each issue includes total sales data for 5 year periods for both prescription- and non-prescription drugs in Norway. The book is available from the website [www.drugconsumption.no](http://www.drugconsumption.no). Further information on the Norwegian Drug Wholesales Statistics database, including how to apply for data, can be found at the Norwegian Institute of Public Health's website [www.fhi.no](http://www.fhi.no).

## 1.4 The Anatomical Therapeutic Chemical (ATC) classification system

In the ATC system the drug substances are classified into groups at 5 different levels. The drugs are divided into fourteen main groups (1st level), with pharmacological/therapeutic sub-groups (2nd levels). The 3rd and 4th levels are chemical/pharmacological/therapeutic sub-groups and the 5th level is the chemical substance.

### *The ATC code*

A complete classification of the drug spironolactone (diuretic) with the ATC code C03DA01 illustrates the structure of the ATC system:

C	Cardiovascular system (1st level, anatomical main group)
C03	Diuretics (2nd level, therapeutic sub-group).
C03D	Potassium-sparing agents (3rd level, pharmacological sub-group)
C03DA	Aldosterone antagonists (4th level, pharmacological sub-group)
C03DA01	Spironolactone (5th level, chemical substance)



Alle spironolakton preparater (Aldactone® og Spirix®) gis i dette systemet koden C03DA01.

Ved hjelp av dette klassifikasjonssystemet kan man lage statistikker over legemiddelforbruk gruppert på fem ulike nivåer, fra tall som viser totalforbruket av alle preparater klassifisert f.eks. under hovedgruppe C – *Hjerte og kretsløp* (1. nivå), tall for de ulike undergruppene (2., 3. og 4. nivå) og ned til tall som viser forbruket av det enkelte virkestoff.

ATC-kode for hvert enkelt preparat er angitt i *apotekenes vareregister*, og i preparatomtalene (SPC) som er publisert i *Felleskatalogen*. Ved å bruke "Anatomisk terapeutisk kjemisk legemiddelregister" (Felleskatalogens gule del), vil man få en oversikt over hvilke produktnavn hver enkelt ATC-kode omfatter.

## 1.5 Definert Døgn dose (DDD)

I enkelte tabeller i del 2 i boken er volum av legemiddelforbruk angitt i antall DDD. Ved å benytte definerte døgn doser (DDD) som måleenhet, får man bedre mulighet for sammenligninger mellom alternative legemidler uavhengig av prisforskjeller. Vurdering av volum av legemiddelforbruket gjennom lengre tidsperioder, nasjonalt og internasjonalt, blir enklere og bedre ved bruk av definerte døgn doser. Måleenheten DDD er definert som *den antatt gjennomsnittlige døgn dose brukt ved preparatets hovedindikasjon hos voksne*.

Døgn dosene fastsettes på bakgrunn av en vurdering av bruken internasjonalt, selv om de nasjonale terapitradisjonene kan variere fra et land til et annet (f.eks. bruksområde og doseringsanbefalinger). Den definerte døgn dose (DDD) bør derfor betraktes som en teknisk måleverdi.

Legemidler som benyttes ved forskjellige indikasjoner kan by på spesielle problemer som det må tas hensyn til ved vurdering av døgn dosestatistikk. Dosen ved hovedindikasjonen benyttes normalt ved fastsettelse av DDD. Med unntak for noen få spesielle barnepreparater benyttes doseringer for voksne. Ofte vil DDD for ulike administrasjonsformer være like med unntak av der biotilgjengeligheten er svært forskjellig. For preparater der man benytter en støtdose og en vedlikeholdsdose, vil døgn dosen være basert på vedlikeholdsdosen. Hvis mulig er DDD angitt i mengde aktiv substans. Er det umulig, som f.eks. ved kombinasjonspreparater og enkelte flytende preparater, angis DDD som antall enkeltdoser (antall tabletter, kapsler, milliliter osv.).

All medicinal products containing plain spironolactone (Aldactone® and Spirix®) are thus assigned the code C03DA01.

The ATC classification system makes it possible to compile drug consumption statistics on 5 different levels, i.e., figures showing total consumption of all preparations classified in main group C – *Cardiovascular system* (1st level), figures for the various subgroups (2nd, 3rd and 4th levels), and down to figures showing consumption of each active ingredient.

The ATC code for all pharmaceuticals on the Norwegian market can be retrieved from *the pharmacy medicinal product register* and in the monographs of the national drug catalogue "*Felleskatalogen*". The yellow section of the latter, entitled *The Anatomical Therapeutic Chemical Medicines Register*, lists all medicinal products belonging to each of the ATC 5th level codes.

## 1.5 The Defined Daily Dose (DDD)

In some tables in part 2 in this book the sales volume of drug consumption is given in number of DDDs. Using DDDs as the unit of measurement allows better comparison between alternative medications, regardless of price differences. The evaluation of drug consumption volumes over time, nationally and internationally, is simplified and improved by the use of DDDs. A DDD is defined as *the assumed average maintenance dose per day for a drug used on its main indication in adults*.

The DDDs are determined on the basis of evaluation of international use of the substance in question, bearing in mind that national therapy traditions (indications, dosages) often differ greatly. Each DDD should therefore be regarded as a technical measuring unit.

Drugs used for more than one indication may cause particular problems which are important to consider when evaluating statistics based on DDDs. With the exception of a very few specially formulated pediatric preparations, adult dosages are used. The DDD for a substance will often be one and the same, irrespective of the route of administration. However, drugs with different bioavailabilities depending on their administration route will have more than one DDD, each of them linked to a specific dosage form. For medications where a booster dose is followed by a smaller maintenance dosage, the maintenance dose will form the basis for determining the DDD. Whenever possible, the DDD is indicated as the quantity of active substance.

DDD representer ikke nødvendigvis den mest forskrevne eller brukte dose, noe som må tas i betraktning når tallene vurderes. Det vil derfor ofte være vanskelig å beregne antall brukere ved kun å bruke DDD som måleenhet. Dette gjelder særlig der doseringsanbefalingene kan variere mye etter bruksområde. Salgstallene kan angis i DDD/1000 innbyggere/døgn og beregnes på følgende måte:

$$\frac{\text{Samlet forbruk i antall DDD} \times 1000}{365 \times \text{antall innbyggere}}$$

Dette tallet vil gi et estimat av andelen av befolkningen i promille som får en bestemt medikamentell behandling. Et estimert salg av et legemiddel på 10 DDD/1000 innbyggere/døgn indikerer at 10 av 1000 personer (dvs. 1 % av befolkningen) daglig kan bruke dette legemidlet. Dette estimatet blir imidlertid kun riktig dersom det er samsvar mellom DDD og dosen som faktisk brukes.

## 1.6 WHO Collaborating Centre for Drug Statistics Methodology

ATC/DDD systemet administreres og videreutvikles av WHO Collaborating Centre for Drug Statistics Methodology. Dette senteret er en del av Avdeling for legemiddelepideologi ved Nasjonalt folkehelseinstitutt. Nærmere beskrivelse av systemet finnes i publikasjonen *Guidelines for ATC classification and DDD assignment* (7). ATC Index with DDDs, som inneholder en liste over alle fastsatte DDD, kan bestilles fra WHO senteret (8). Begge publikasjonene finnes i engelsk og spansk versjon. Senterets webside har følgende adresse: [www.whocc.no](http://www.whocc.no). ATC og DDD endringer som er vedtatt blir publisert årlig og gjort gjeldende ved årsskiftet. ATC/DDD versjon gjeldende fra januar 2013 er benyttet i rapporten. Publikasjonene kan bestilles fra WHO Collaborating Centre for Drug Statistics Methodology.

### Referanser/References:

1. Forskrift om innsamling og behandling av helseopplysninger i reseptbasert legemiddelregister (Reseptregisteret). 20-10-2003.
2. Strøm H. Reseptbasert legemiddelregister: et viktig verktøy for å oppnå detaljert legemiddelstatistikk. *Nor J Epidemiol.* 2004;14(1):53-55.
3. Helseregisterloven [Personal Health Data Filing System Act]. Lov av 18.mai 2001
4. Rønning M, Litlekare I, Addis A et al. Recommendations for national registers of medicinal products with validated ATC codes and DDD values. *Italian J Public Health* 2006;3(1):30-35.
5. Furu K, Wettermark B, Andersen M, Martikainen JE, Almarsdottir AB, Sørensen HT. The Nordic countries as a cohort for pharmacoepidemiological research. *Basic Clin Pharmacol Toxicol* 2010;106(2):86-94.
6. Sakshaug S (Ed). *Drug Consumption in Norway 2008–2012*. [Legemiddelforbruket i Norge 2008–2012] Oslo: Norwegian Institute of Public Health, 2013.
7. WHO Collaborating Centre for Drug Statistics Methodology, *Guidelines for ATC classification and DDD assignment* 2013. Oslo, 2012.
8. WHO Collaborating Centre for Drug Statistics Methodology, *ATC classification index with DDDs* 2013. Oslo 2012.

When this is impossible, as is the case with combination preparations and some liquid preparations, the DDD is indicated as the number of single doses (number of tablets, capsules, millilitres etc.). The DDDs are not necessarily the most frequently prescribed or used doses. This must be considered when evaluating the data. Accordingly it will often be difficult to estimate the number of users by using the DDD as the measuring unit. The sales can be given as the number of DDDs/1000 inhabitants/day, calculated as follows:

$$\frac{\text{Total consumption measured in number of DDDs} \times 1000}{365 \times \text{number of inhabitants}}$$

This figure offers an estimation of what proportion of the population that may receive a certain drug treatment. An estimated drug consumption of 10 DDDs/1000 inhabitants/day corresponds to a daily use of this drug by 1% of the population. This estimate is, however, only valid if there is good correlation between the DDD and the actual consumed dose.

## 1.6 The WHO Collaborating Centre for Drug Statistics Methodology

The WHO Collaborating Centre for Drug Statistics Methodology is responsible for the administration and development of the ATC/DDD system. The Centre is located at the Department of Pharmacoepidemiology at the NIPH. Further information about the ATC/DDD system is given in the publication *Guidelines for ATC classification and DDD assignment* (7). The ATC Index with DDDs which includes a list of all assigned DDDs can be ordered from the Centre (8). Both publications are available in English and Spanish. The website for the Centre is [www.whocc.no](http://www.whocc.no). ATC and DDD changes are published annually and are made official by the end of the year. ATC/DDD version from January 2013 has been used in the book. The ATC/DDD publications can be ordered from the WHO Collaborating Centre for Drug Statistics Methodology.

## 2. Reseptregisteret 2008–2012

### 2.1 Utvalgte nøkkeltall fra Reseptregisteret

Reseptregisteret inneholder opplysninger fra alle landets apotek om utlevering av legemidler på resept, til forskrivers egen praksis og til institusjoner. I 2012 ble rundt 95 % av legemidlene i Reseptregisteret (målt i DDD) utlevert til enkeltpersoner. Leveransene til institusjoner (sykehus og sykehjem) utgjorde 4,2 % av det totale antall DDD og ca. 0,3 % av totalt antall DDD ble utlevert til bruk i forskrivers egen praksis. Salg av reseptfrie legemidler er ikke inkludert i Reseptregisteret. Reseptfritt salg utgjorde i 2012 15 % av totalt salg av legemidler i Norge målt i DDD (Kilde: Grossistbasert legemiddelstatistikk, Folkehelseinstituttet).

## 2. The Norwegian Prescription Database (NorPD) 2008–2012

### 2.1 Selected key figures from NorPD

NorPD contains information from all Norwegian pharmacies of prescriptions to individuals, to a prescriber's own practice and to institutions. In 2012, about 95% of DDDs in NorPD were dispensed to individuals in ambulatory care. Deliveries to institutions (hospitals and nursing homes) amounted to 4.2% of the DDDs and about 0.3% of the DDDs were dispensed for use in the physician's practice. Sales of OTC medicines are not included in NorPD. OTC sales constitute 15% of total sales of pharmaceuticals in Norway in 2012, measured in DDDs (source: Norwegian Drug Wholesale Statistics, Norwegian Institute of Public Health).

Table 2.1.a: Number of individuals and one-year prevalence (%) of the population who had at least one prescription dispensed in Norway 2008–2012

	Women n (%)	Men n (%)	Both genders n (%)
2008	1 800 541 (75,3)	1 470 215 (61,8)	3 270 756 (68,6)
2009	1 839 960 (76,1)	1 523 065 (63,2)	3 363 025 (69,6)
2010	1 842 575 (75,4)	1 510 186 (61,8)	3 352 761 (68,6)
2011	1 879 445 (76,0)	1 551 598 (62,6)	3 431 043 (69,3)
2012	1 887 735 (75,5)	1 560 303 (62,0)	3 448 038 (68,7)

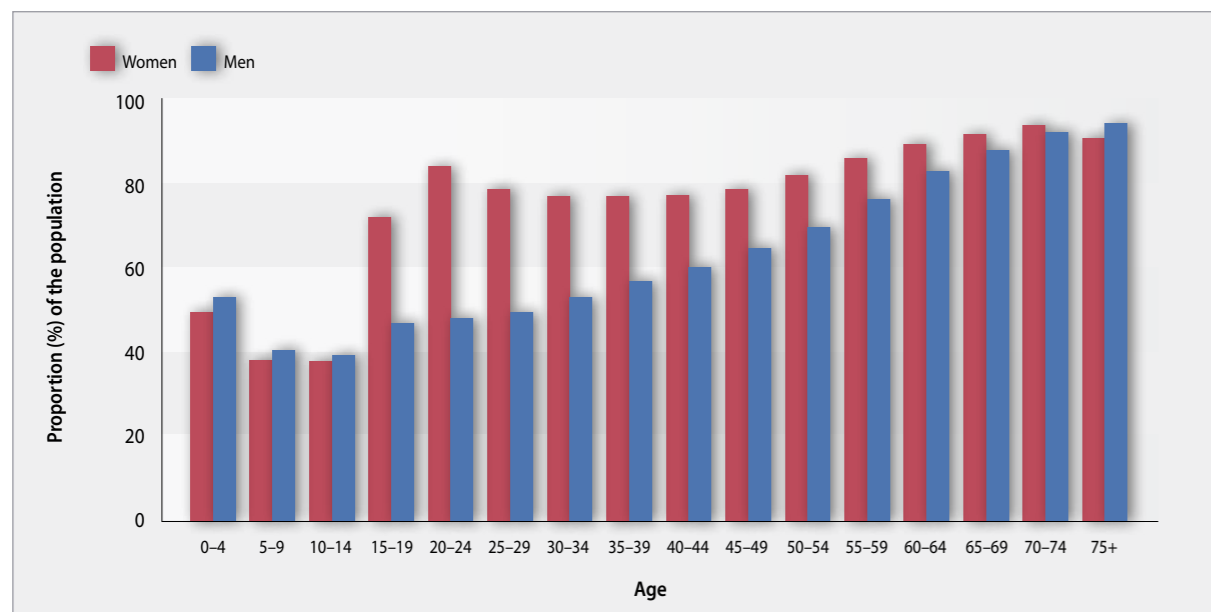


Figure 2.1: One-year prevalence (%) of the population who had at least one prescription dispensed in 2012 in Norway according to age and gender

Reseptregisteret ble opprettet 1. januar 2004 og i perioden 2004–2012 har mer enn 5 millioner individer blitt inkludert i NorPD med minst ett legemiddel utlevert på resept fra apotek. Antall legemiddelutleveringer etter resept til pasienter i samme periode er 327 millioner.

I 2012 fikk 68,7 % av den norske befolkningen utlevert minst ett legemiddel på resept, 75,5 % av kvinnene og 62 % av mennene (tabell 2.1.a). Krav om at pasientens fødselsnummer skal påføres resepten ble innført 1. oktober 2003. I 2004, det første driftsåret for NorPD, var andelen av resepter med ugyldig eller manglende 11-sifret fødselsnummer 3,7 %. I årene 2006–2007 lå denne andelen på rundt 2 %, og i 2008 og 2009 har den ligget på i underkant av 1,4 %. I 2010–2012 var andelen uten gyldig fødselsnummer under 1 % (0,76 % i 2012).

Ettårsprevalensen for å få utlevert legemiddel etter resept i 2012 var lavest for begge kjønn i aldersgruppen 10–14 år (figur 2.1). Rundt 90 % av individene i alderen 70 år og eldre fikk utlevert medisiner etter resept. Hvis vi ekskluderer kvinner som kun fikk utlevert hormonelle prevensjonsmidler (ATC-kode G03A), blir prevalensen av legemiddelbruk redusert med ca. 10–15 prosentpoeng hos kvinner i alderen 15–29 år, men fortsatt var andelen av legemiddelbrukere blant kvinner over 15 år høyere enn blant menn.

Since January 2004 more than 5 million individuals have been included in NorPD with at least one prescription medication dispensed from a pharmacy. The number of prescriptions dispensed to patients in the same period (2004–2012) is 327 million.

In 2012, 68.7% of the Norwegian population had at least one prescription dispensed, 75.5% of women and 62% of men (table 2.1.a). In 2004, the first operational year of NorPD, the proportion of prescriptions having invalid or missing personal identification number was 3.7%. In the period 2005–2007, the proportion was around 2%. The proportion of prescriptions with an invalid personal identification number has declined further to just below 1.4 % in 2008 and 2009. In 2010–2012 the proportion was less than 1% (0.76% in 2012).

The age-specific one year prevalence for having a drug dispensed in 2012 was lowest in both genders at about 10–14 years of age (figure 2.1). About 90 % of individuals aged 70 years and older received prescription medications. Excluding women who received only hormonal contraception for systemic use (ATC code G03A), the prevalence of drug use was reduced by about 10–15 percentage points in women aged 15–29, although the proportion of drug users among women over 15 years of age was still higher than in men.

Table 2.1.b: One-year prevalence (%) of the population who had at least one prescription dispensed in Norway in 2012 according to the main ATC groups

ATC	Women %	Men %	Both genders %
A Alimentary tract and metabolism	17,9	13,4	15,7
B Blood and blood forming organs	12,2	12,3	12,3
C Cardiovascular system	20,8	19,8	20,3
D Dermatologicals	13,7	11,4	12,5
G Genito urinary system and sex hormones	24,6	5,8	15,1
H Systemic hormonal preparations, excl. sex hormones and insulins	11,1	5,4	8,2
J Anti-infectives for systemic use	31,3	21,6	26,5
L Anti-neoplastic and immunomodulating agents	1,9	1,6	1,7
M Musculo-skeletal system	21,4	15,9	18,6
N Nervous system	30,8	21,1	25,9
P Anti-parasitic products, insecticides and repellents	2,4	1,4	1,9
R Respiratory system	27,7	21,5	24,6
S Sensory organs	13,9	10,5	12,2
V Various	0,4	0,4	0,4

Tabell 2.1.b viser ettårsprevalens for hele befolkningen som har fått utlevert minst ett legemiddel etter resept innen hver av de 14 ATC-hovedgruppene, totalt og fordelt på kvinner og menn. De tre legemiddelgruppene som er mest brukt blant begge kjønn er midler mot infeksjoner til systemisk bruk (ATC-gruppe J), legemidler med virkning på nervesystemet (ATC-gruppe N) og legemidler som brukes for sykdommer i luftveiene (ATC-gruppe R).

Tabell 2.1.c viser en oversikt over legemidler med flest brukere i Norge i 2012. De legemidlene (definert som ATC 5. nivåer) som brukes av flest personer er smertestillende midler (diclofenac og kombinasjonen kodein/paracetamol). Fenoxymetylpenicillin (antibiotikum) har ligget som nummer to på listen de fire siste årene. Paracetamol (smertestillende) er i 2012 nummer fem på listen som i 2011, etter å ha ligget på henholdsvis 8. og 7. plass i 2009 og 2010. Paracetamol brukes også av mange reseptfritt og denne bruken telles ikke i Reseptregisteret. For øvrig inneholder listen i hovedsak de samme legemidlene som tidligere år, men med noen endringer i rekkefølgen.

Table 2.1.b shows the one-year prevalence of the entire population, and among men and women, who received at least one prescription in each of the main ATC groups. The three drug groups most used in both men and women are anti-infectives (ATC group J), drugs affecting the nervous system (ATC group N) and drugs used for respiratory diseases (ATC group R).

Table 2.1.c lists the medicines with most users in Norway in 2012. The medicines (defined as ATC 5th levels) used by most individuals are analgesics (diclofenac, and the combination of codeine / paracetamol). Phenoxymethylpenicillin (antibacterial) has for the last four years been number two on the list. Paracetamol (analgesic) is number five on the list in 2012 as in 2011 compared to number 7 and 8 in the two previous years. Paracetamol is also used by many individuals without prescription and this use is not covered by NorPD. In general the list comprises mainly the same medicines as previous years, but with some changes in the sequence.



Table 2.1.c: Drugs with the highest number of users in Norway 2012

	ATC code	Active ingredient	Use	Number of individuals	Proportion (%) of the population
1	M01AB05	diclofenac <sup>1)</sup>	NSAID/analgesic	459 930	9,2
2	J01CE02	phenoxymethylpenicillin	Antibacterial	454 241	9,1
3	N02AA59	codeine and paracetamol	Analgesic	385 788	7,7
4	B01AC06	acetylsalicylic acid	Antithrombotic	379 545	7,6
5	N02BE01	paracetamol <sup>1)</sup>	Analgesic	361 057	7,2
6	C10AA01	simvastatin	Cholesterol-lowering	314 102	6,3
7	N05CF01	zopiclone	Hypnotic	305 873	6,1
8	R06AE07	cetirizine <sup>1)</sup>	Anti-allergic	281 965	5,6
9	R05DA01	ethylmorphine	Cough suppressant	270 238	5,4
10	C07AB02	metoprolol	Antihypertensive/cardiac disease	266 560	5,3
11	M01AE01	ibuprofen <sup>1)</sup>	NSAID/analgesic	224 496	4,5
12	R03AC02	salbutamol	Asthma/COPD	214 777	4,3
13	S01AA01	chloramphenicol	Antibacterial eye drops	194 863	3,9
14	J01CA08	pivmecillinam	Antibacterial	192 857	3,8
15	H03AA01	levothyroxine sodium	Thyroxine supplement	186 948	3,7
16	H02AB06	prednisolone	Antiinflammatory/corticosteroid	167 261	3,3
17	C10AA05	atorvastatin	Cholesterol-lowering	166 438	3,3
18	J01AA02	doxycycline	Antibacterial	164 097	3,3
19	N02AX02	tramadol	Analgesic	154 739	3,1
20	J01FA01	erythromycin	Antibacterial	151 708	3,0
21	R01AD09	mometasone	Anti-allergic nose spray	150 680	3,0
22	A02BC02	pantoprazole	Reflux oesofagitis	148 151	3,0
23	J01CA04	amoxicillin	Antibacterial	136 437	2,7
24	A02BC05	esomeprazole	Reflux oesofagitis	134 694	2,7
25	N05BA04	oxazepam	Anxiolytic	134 081	2,7
26	R05CB01	acetylcysteine <sup>1)</sup>	Mucolytic	128 248	2,6
27	C08CA01	amlodipine	Antihypertensive/cardiac disease	125 710	2,5
28	N05BA01	diazepam	Anxiolytic	125 552	2,5
29	G03AA07	levonorgestrel and estrogen	Hormonal contraception	112 987	2,3
30	N06AB10	escitalopram	Antidepressant	109 164	2,2

<sup>1)</sup>The ATC level comprises OTC medicinal products. The number of individuals is registered for prescription sales only.

## 2.2 Reseptkategorier og refusjon av utgifter til legemidler

Reseptregisteret inneholder opplysninger om antall individer som fikk utlevert minst ett legemiddel innenfor de ulike reseptkategorier. Reseptkategorier har følgende hovedinndeling:

- Hvit resept
- Blå resept
- Helseforetaksresept

Følgende er ikke inkludert i tabellene som presenteres i dette kapittelet (tabell 2.2.a–2.2.d): Bidragsordningen hjemlet i Lov om folketrygd (folketrygdloven) § 5.22 hvor bidrag kan ytes til dekning av utgifter til helsetjenester når utgiftene ikke ellers dekkes etter andre lover, og støtte til legemidler for vernepliktige og jernbanepersonell.

### Hvite resepter

Resepter hvor pasienten betaler hele kostnaden for legemidlet selv.

### Blå resept

Resepter som rekvireres i henhold til Blåreseptforskriften (FOR-2007-06-28-814), der staten betaler deler av kostnaden for legemidlet. I tabellene 2.2.a–2.2.d er Blåreseptordningene slått sammen (§§ 2, 3a, 3b, 4).

### Refusjon etter § 2

Legemidler som er ført opp på refusjonslista tilknyttet § 2 refunderes pliktmessig når brukt ved de diagnoser (angitt med ICPC eller ICD diagnosekoder) spesifisert i refusjonslista. Legemiddelverket avgjør hvilke legemidler som skal føres opp i refusjonslista, og hvilke diagnosekoder/vilkår legemidlet skal underlegges ved rekvirering på blå resept.

### Refusjon etter §§ 3a og 3b

HELFO kan fatte vedtak om refusjon av utgifter til legemidler som ikke er ført opp i refusjonslista tilknyttet § 2, forutsatt at bruken av legemidlene er dekket av en diagnosekode i refusjonslista (§3a). Vedtak fattes for hver enkelt pasient på grunnlag av søknad fra behandlende legen. For andre kostbare legemidler mot kroniske sykdommer som ikke er nevnt i refusjonslista, kan HELFO unntaksvis fatte vedtak om refusjon for hver enkelt pasient på grunnlag av legens søknad (§3b). Reseptregisteret gir ikke en komplett oversikt over refusjon etter §§ 3a og 3b.

### Refusjon etter § 4

Legemidler som benyttes ved allmennfarlige smittsomme sykdommer, refunderes etter § 4 etter en nærmere angitt sykdomsliste. Det ytes stønad til utgifter til legemidler mot infeksjoner, immunstimulerende legemidler og vaksiner. Denne støtten ytes til alle som

## 2.2 Prescription categories and reimbursement of medicinal expenses

NorPD contains information about the number of individuals having at least one drug dispensed in the various prescription categories. Prescription categories are divided into:

- Non-reimbursable prescriptions
- Reimbursement prescriptions
- Health Trust prescriptions (HELFO)

The following is not included: Contribution according to National Insurance Act § 5.22 in which a contribution may be granted to cover the cost of healthcare when expenses are not otherwise covered by other laws and medicinal support during military service and railway personnel.

### Non-reimbursable prescriptions

These are prescriptions paid in full by the patient.

### Reimbursement prescriptions ("Blue Prescription")

The costs under the various reimbursement schemes are combined in the tables (§§ 2, 3a, 3b, 4).

### Reimbursement according to § 2

Drugs listed on the reimbursement list § 2 will always be reimbursed when prescribed for the diagnoses (indicated by the ICPC and ICD codes) specified in the reimbursement list. The Norwegian Medicines Agency decides which medicines are included in the list and which diagnostic codes/conditions should be subject to reimbursement prescribing.

### Reimbursement according to §§ 3a and 3b

HELFO can decide to reimburse drugs that are not listed in the reimbursement list attached to § 2, provided that use of the drug is covered by a diagnostic code in the reimbursement list (§ 3a). Decisions are made for the individual patient based on an application from the treating physician. For other expensive drugs for chronic diseases not mentioned in the reimbursement list, in special cases HELFO may grant reimbursement for an individual patient based on the physician's application (§ 3b). NorPD will not contain a complete listing of reimbursement according to §§ 3a and 3b.

### Reimbursement according to § 4

Drugs used for communicable diseases are reimbursed according to § 4 according to a specified disease list. The reimbursement is granted for anti-infective, immunostimulants and vaccines.

bor i Norge, uavhengig av medlemskap i folketrygden. Legen har mulighet til å rekvirere flere av legemidlene i denne paragrafen til seg selv for å bevare pasientenes anonymitet. Slike resepter vil følgelig ikke kunne følges på individnivå i Reseptregisteret.

Informasjon om egenbetaling (egenandel og eventuell tilleggsbetaling ved reservasjon mot generisk bytte) er ikke tilgjengelig i Reseptregisteret.

#### Helseforetaksresept

De regionale helseforetakene er gitt et særskilt finansieringsansvar for enkelte kostbare legemidler. Dette gjelder blant annet immunmodulerende legemidler til behandling av revmatiske lidelser (TNF $\alpha$ -hemmerne), multipel sklerose og kreft. Bare legemidler som er ekspedert på resept til individer er tatt med i tabellen.

This support is provided to all who live in Norway, regardless of citizenship. The physician may prescribe these drugs for use in their own practice without giving the person-identifier of the patient. Such prescriptions will not be available on an individual level in the NorPD.

Information regarding self-payment is not available in NorPD.

#### Health Trust Prescription

The regional health trusts provide a dedicated funding for certain expensive drugs. These include immune-modulating drugs for the treatment of rheumatic disorders (TNF $\alpha$  inhibitors), multiple sclerosis and cancer. Only drugs that are dispensed by prescription to individuals are included in the table.

Table 2.2.a Sales of drugs by prescription categories, overview 2012

	Number of individuals	Proportion (%) of the population	Number of DDDs	Sales in 1000 NOK
Non-reimbursable prescriptions	2 981 914	59.4	577 069 899	2 626 442
Reimbursement prescriptions	2 157 984	43.0	1 580 232 738	9 287 941
Health Trust prescriptions	16 157	0.3	4 855 611	1 324 416

Table 2.2.b: Sales of reimbursed drugs (§§ 2, 3a, 3b, 4) by ATC main groups 2012

ATC main groups	Number of individuals	Proportion (%) of the population	Number of DDDs	Sales in 1000 NOK
A Alimentary tract and metabolism	438 210	8,7	172 980 440	1 220 214
B Blood and blood forming organs	270 133	5,4	80 483 698	627 739
C Cardiovascular system	956 239	19,1	713 202 626	1 654 963
D Dermatologicals	238 808	4,8	321 626	119 178
G Genito urinary system and sex hormones	110 797	2,2	34 975 064	257 906
H Systemic hormonal preparations, excl. sex hormones and insulins	324 631	6,5	61 462 526	395 167
J Antiinfectives for systemic use	111 676	2,2	9 957 974	522 215
L Antineoplastic and immunomodulating agents	73 345	1,5	21 715 565	1 058 646
M Musculo-skeletal system	257 881	5,1	50 834 223	173 199
N Nervous system	573 651	11,4	179 932 273	1 666 617
P Antiparasitic products, insecticides and repellents	6 269	0,1	731 611	4 387
R Respiratory system	744 583	14,8	220 784 711	1 301 169
S Sensory organs	255 204	5,1	32 595 772	214 253
V Various	13 746	0,3	254 628	72 288

Table 2.2.c: Reimbursed drugs (§§ 2, 3a, 3b, 4) with the highest number of users 2012

	ATC code	Active ingredient	Use	Number of individuals	Proportion (%) of the population	Number of DDDs	Sales in 1000 NOK
1	C10AA01	simvastatin	Cholesterol-lowering	313 103	6,2	99 400 846	129 130
2	C07AB02	metoprolol	Antihypertensive/cardiac disease	264 162	5,3	43 508 529	123 950
3	R06AE07	cetirizine	Anti-allergic	243 541	4,9	48 692 864	53 417
4	H03AA01	levothyroxine sodium	Thyroxine supplement	186 198	3,7	40 114 945	52 880
5	R03AC02	salbutamol	Asthma/COPD	180 559	3,6	18 351 550	72 661
6	C10AA05	atorvastatin	Cholesterol-lowering	166 142	3,3	92 592 021	125 796
7	C08CA01	amlodipine	Antihypertensive/cardiac disease	125 291	2,5	56 276 070	53 744
8	R01AD09	mometasone	Anti-allergic nose spray	111 161	2,2	13 170 989	44 523
9	N02BE01	paracetamol	Analgesic	109 242	2,2	11 843 818	28 977
10	N06AB10	escitalopram	Antidepressant	107 960	2,2	34 106 171	72 884
11	A10BA02	metformin	Diabetes	102 568	2,0	25 479 833	50 069
12	H02AB06	prednisolone	Antiinflammatory/corticosteroid	95 046	1,9	14 655 632	22 627
13	B01AA03	warfarin	Antithrombotic	94 265	1,9	20 591 537	77 074
14	R03AK06	salmeterol and fluticasone	Asthma/COPD	94 059	1,9	21 102 898	320 594
15	A02BC05	esomeprazole	Reflux oesofagitis	91 280	1,8	27 171 625	172 126
16	A02BC02	pantoprazole	Reflux oesofagitis	90 514	1,8	18 902 029	33 880
17	C03CA01	furosemide	Antihypertensive/cardiac disease	86 356	1,7	22 768 039	19 057
18	R06AX27	desloratadine	Anti-allergic	85 400	1,7	13 537 214	29 141
19	R03AK07	formoterol and budesonide	Asthma/COPD	83 189	1,7	15 145 805	234 047
20	C09CA06	candesartan	Antihypertensive/cardiac disease	80 524	1,6	38 441 649	127 454
21	S01GX02	levocabastine	Anti-allergic eye drops	68 857	1,4	*	17 705
22	C09DA01	losartan and diuretics	Antihypertensive/cardiac disease	67 367	1,3	22 127 157	49 875
23	R06AX13	loratadine	Anti-allergic	66 638	1,3	12 941 314	17 066
24	R01AD12	fluticasone furoate	Anti-allergic nose spray	64 799	1,3	4 994 760	17 107
25	C09CA01	losartan	Antihypertensive/cardiac disease	61 334	1,2	22 680 081	38 051
26	C09AA05	ramipril	Antihypertensive/cardiac disease	60 891	1,2	49 127 515	24 797
27	R03BA05	fluticasone	Asthma/COPD	57 647	1,1	5 064 435	41 273
28	D07AB02	hydrocortisone butyrate	Inflammatory skin disorders/eczema/psoriasis	56 872	1,1	*	9 292
29	M01AB05	diclofenac	NSAID/analgesic	55 438	1,1	6 671 960	13 576
30	D07AC13	mometasone	Inflammatory skin disorders/eczema/psoriasis	55 368	1,1	*	13 246

\* No DDD assigned for this ATC 5th level



Table 2.2.d: Reimbursed drugs (§§ 2, 3a, 3b, 4) with highest sales in NOK 2012

	ATC code	Active ingredient	Use	Number of individuals	Proportion (%) of the population	Number of DDDs	Sales in 1000 NOK
1	R03AK06	salmeterol and fluticasone	Asthma/COPD	94 059	1,9	21 102 898	320 594
2	R03AK07	formoterol and budesonide	Asthma/COPD	83 189	1,7	15 145 805	234 047
3	A02BC05	esomeprazole	Reflux oesofagitis	91 280	1,8	27 171 625	172 126
4	B02BD02	coagulation factor VIII	Bleeding disorder	166	0,0	43 029	149 706
5	H01AC01	somatropin	Growth hormone deficiency	1 808	0,0	771 811	146 499
6	R03BB04	tiotropium bromide	COPD	39 417	0,8	10 634 025	144 918
7	N06BA04	methylphenidate	ADHD	26 856	0,5	11 565 508	130 766
8	C10AA01	simvastatin	Cholesterol-lowering	313 103	6,2	99 400 846	129 130
9	C09CA06	candesartan	Antihypertensive/cardiac disease	80 524	1,6	38 441 649	127 454
10	C10AA05	atorvastatin	Cholesterol-lowering	166 142	3,3	92 592 021	125 796
11	C07AB02	metoprolol	Antihypertensive/cardiac disease	264 162	5,3	43 508 529	123 950
12	A10AC01	insulin human	Diabetes	31 937	0,6	11 533 710	103 116
13	C09DA06	candesartan and diuretics	Antihypertensive/cardiac disease	54 194	1,1	17 395 322	102 085
14	R03DC03	montelukast	Asthma	37 844	0,8	8 572 758	101 696
15	L01XE01	imatinib	Cancer	465	0,0	53 058	100 948
16	A10AB05	insulin aspart	Diabetes	26 980	0,5	8 661 322	86 129
17	L02BX03	abiraterone	Cancer	470	0,0	74 640	85 404
18	N02CC01	sumatriptan	Migraine	43 327	0,9	2 677 574	85 010
19	N03AX09	lamotrigine	Epilepsy/bipolar disorders	25 963	0,5	6 580 915	83 259
20	A07EC02	mesalazine	Ulcerative colitis/Crohn's disease	14 847	0,3	5 423 901	78 244
21	B01AA03	warfarin	Antithrombotic	94 265	1,9	20 591 537	77 074
22	L03AA13	pegfilgrastim	Cancer	2 206	0,0	161 380	77 069
23	N06AB10	escitalopram	Antidepressant	107 960	2,2	34 106 171	72 884
24	R03AC02	salbutamol	Asthma/COPD	180 559	3,6	18 351 550	72 661
25	N03AX16	pregabalin	Neuropathic pain/ epilepsy	8 700	0,2	3 254 079	71 299
26	J05AR03	tenofovir disoproxil and emtricitabine	HIV infections	1 403	0,0	399 090	69 869
27	L04AD01	ciclosporin	Immune suppression	3 260	0,1	716 184	67 293
28	C09DA04	irbesartan and diuretics	Antihypertensive/cardiac disease	28 599	0,6	9 507 125	66 713
29	C10AX09	ezetimibe	Cholesterol-lowering	18 680	0,4	5 352 677	64 682
30	H01CB02	octreotide	Cancer	504	0,0	202 085	62 508

## 2.3 Beskrivelse av hovedtabellene

Tabellene i del 2 i denne boken gir en oversikt over antall individer som har fått utlevert legemidler etter resept fra apotekene i Norge. Alle som har hentet ut minst ett legemiddel er inkludert og opplysningene er fordelt på enkeltlegemidler og legemiddelgrupper. Selv om et individ har fått utlevert samme legemiddel flere ganger, telles vedkommende som bruker bare én gang. Det er kun utleveringer til individer med fullt fødselsnummer som er inkludert i tabellene i boken. I Reseptregisteret er 0,76 % av utleveringene til individer hvor fullstendig fødselsnummer ikke er angitt i 2012.

Tabellene inneholder tall for perioden 2008–2012. I tillegg er følgende opplysninger for 2012 inkludert:

- Andel kvinner (%) av totalt antall individer som har hentet ut minst én resept
- Antall individer som har hentet ut minst ett legemiddel etter resept fordelt på følgende aldersgrupper: <15, 15–44, 45–69, ≥70
- Salg i kroner fra apotek for utvalget i tabellen, dvs. til individer med fullt fødselsnummer. Kronebeløpet tilsvarer reell utsalgspris fra apotek.

Tabellene er sortert i henhold til ATC-systemet (se nærmere beskrivelse på s. 15). De aller fleste ATC-grupper med legemidler på det norske markedet er inkludert. Legemidler til pasienter i sykehus eller sykehjem er ikke tilgjengelig på individnivå i Reseptregisteret. Det totale antall legemiddelbrukere vil derfor være høyere enn det som fremgår av tabellene for en del legemidler, og spesielt for legemidler som brukes mye i sykehus. Vi har valgt å utelate noen ATC-grupper. Dette er legemidler som hovedsaklig brukes i sykehus eller institusjoner. Følgende ATC-grupper er utelatt:

B05 Blodsubstitutter og infeksjonsløsninger  
 B06 Andre hematologiske midler  
 J06 Immunsera og immunoglobuliner  
 J07 Vaksiner  
 L01 Antineoplastiske midler  
 M03A Perifert virkende muskelrelaxerende midler  
 N01 Anestetika  
 S01H Lokalanestetika  
 S01J Diagnostika  
 S01L Midler ved okulær vaskulær sykdom  
 V Varia (kun ATC-gruppe V01 *Allergener* er inkludert i tabellen)

Reseptfrie legemidler skrives i noen tilfeller også ut på resept, men i hovedsak vil salg av reseptfrie legemidler ikke være inkludert i denne boken. Salg av reseptfrie

## 2.3 Description of the main tables

The tables in section 2 of this book provide an overview of the number of individuals who have had prescriptions dispensed from pharmacies in Norway. Anyone who has had at least one prescription dispensed is included and the data are given for each medicinal substance and for groups of medicines. Even if an individual has been given the same medicine several times, he or she is counted as a user only once. Only dispensing data to individuals with a personal identification number are included in the tables. In NorPD the complete personal identification number is missing for 0.76% of the dispensed medicines to individuals in 2012.

The tables contain figures for the period 2008–2012. In addition, the following information for 2012 includes:

- Share of women (%) of the total number of individuals who have had at least one prescription dispensed
- The number of individuals who have had at least one prescription dispensed in the following age groups: <15, 15–44, 45–69, ≥70
- Sales in million Norwegian kroner (mNOK), i.e. for prescriptions dispensed to individuals with a personal identification number. The amount in NOK corresponds to the actual retail price from the pharmacy.

The tables are arranged according to the ATC system (see further description in p. 15). The majority of ATC groups containing drugs on the Norwegian market are included. Medicine use by individuals in hospitals and nursing homes is not included at the individual level in the Norwegian Prescription Database. The total number of medicine users will therefore be higher than the figures in the tables for a number of drugs, particularly for drugs that are frequently used in hospitals or institutions. We have chosen to exclude some ATC groups in this book that are mainly used in hospitals or institutions. The following ATC groups have been omitted:

B05 Blood substitutes and perfusion solutions  
 B06 Other hematological agents  
 J06 Immune sera and immunoglobulins  
 J07 Vaccines  
 L01 Antineoplastic agents  
 M03A Muscle relaxants, peripherally acting agents  
 N01 Anesthetics  
 S01H Local anesthetics  
 S01J Diagnostic agents  
 S01L Ocular vascular disorder agents  
 V Various (ATC group V01 Allergens is included in the table)

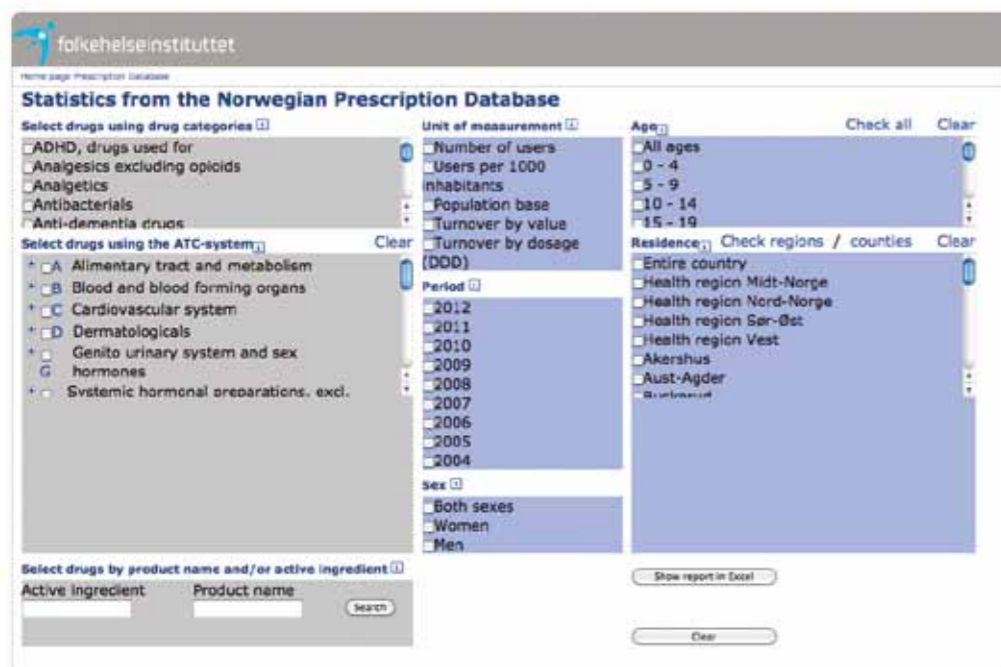


Figure 2.2: The report generator at [www.reseptregisteret.no](http://www.reseptregisteret.no) (English version at [www.norpd.no](http://www.norpd.no))

legemidler, både i og utenom apotek, er med i den grossistbaserte legemiddelstatistikken, hvor tallmaterialet blir publisert i publikasjonen Legemiddelforbruket i Norge (se også s. 15). I tabellene i del 2 i denne boken er det tatt med en fotnote tilknyttet de ulike ATC-kodene hvor det i tillegg også selges reseptfrie pakninger. I 2012 utgjorde reseptfrie legemidler en andel på 15 % av totalt antall solgte doser (DDD). Disse andelene har holdt seg relativt konstant over tid.

De fleste legemidler som forskrives på resept, har godkjent markedsføringstillatelse i Norge. Leger har imidlertid anledning til å forskrive legemidler uten markedsføringstillatelse. Det må da søkes om spesielt godkjenningfritak fra Statens legemiddelverk. Det finnes også enkelte legemidler som inngår i en såkalt negativliste, og som bare kan utleveres etter spesiell tillatelse fra Legemiddelverket. Legemidler som er forskrevet på resept etter søknad om godkjenningfritak eller etter spesiell tillatelse fra Legemiddelverket, er inkludert i tabellene i boken. Antall individer som behandles med disse legemidlene vil ofte være lavt. Dersom antall individer er lavere enn fem, angis < 5 i tabellene.

Mange individer bruker flere legemidler. Vær derfor oppmerksom på at man ikke kan summere antall brukere av ulike legemidler, eller legemiddelgrupper i tabellene, for å finne totalt antall brukere av to eller flere legemidler. Statistikk på aggregert nivå i tabellene vil imidlertid inneholde brukere av minst ett av

Non-prescription medicines are sometimes prescribed, but the majority of the OTC medicine sales will not be included in the tables in this book. Sales of OTC medicines are, however, included in the Norwegian Drug Wholesales Statistics database and the figures are published in "Drug Consumption in Norway" (see also p. 15). A footnote is used in the tables in part 2 of this book in the various ATC codes where OTC medicines are available in Norway. In 2012, OTC medicines had a share of 15% of total sales measured in DDDs. These shares have remained almost unchanged over time.

Most prescribed medicines have an approved marketing authorisation in Norway. However, physicians can prescribe drugs without approved marketing authorisation. They must then apply for a licence from the Norwegian Medicines Agency. There are also some medicines that are part of a so-called "negative list" which can only be prescribed by special permission from the Medicines Agency. Drugs that are prescribed on licence or by special permission are included in the tables in the book. The number of individuals who are prescribed these medicines is often low. If the number of individuals is less than five, <5 is used in the tables.

Many individuals use more than one medicine. Please be aware that it is not possible to add together the number of users of various drugs or drug groups in the tables to find the total number of users of two or more drugs. Statistics on the aggregate level in the

legemidlene i undernivåene. For eksempel viser tallene at totalt antall brukere av sovemidler (ATC-gruppe N05C) er lavere enn summen av antall brukere av de enkelte legemidlene som er klassifisert i N05C. Det betyr at noen individer har fått utlevert mer enn en type sovemiddel i løpet av et år, enten ved bruk av flere sovemidler samtidig eller ved bytte fra ett middel til et annet.

Reseptregisterets nettsider: [www.reseptregisteret.no](http://www.reseptregisteret.no)  
Reseptregisteret har eget nettsted som kan brukes sammen med tabellene i denne rapporten for å få kompletterende informasjon. På søkesidene (figur 2.2) kan man selv lage rapporter over antall brukere av et bestemt legemiddel eller en legemiddelgruppe. Dette kan gjøres ved søk på forhåndsdefinerte legemiddelgrupper, via ATC-systemet eller ved søk på virkestoff eller produktnavn.

Følgende data om legemiddelbruk kan hentes ut fra nettstedet:

- Antall brukere, eventuelt fordelt på kjønn, 5 års aldersgrupper, fylke eller helseregion
- Antall brukere per 1 000 innbyggere (prevalens per 1 000)
- Omsetning i kroner
- Omsetning i doser (DDD – definerte døgndoser)
- Befolkningsgrunnlag i statistikken, eventuelt fordelt på kjønn, alder, fylke eller helseregion

Data er tilgjengelige fra 2004, og nettstedet oppdateres årlig med foregående års tall.

Tallene i denne rapporten kan avvike noe fra tallene som finnes på nettstedet. Årsaken er at uttrekket av data til boken er gjort på et noe senere tidspunkt enn datagrunnlaget for nettsiden. Rapporteringen av data fra apotek til Reseptregisteret er for en liten andel av reseptutleveringene forsinket. Forsinkelsen kan være på noen måneder, og dette innebærer at noen data fra foregående år blir rapportert på etterskudd. I tillegg er individer uten kjent bostedsadresse utelatt fra nettsiden, men inkludert i tabellene i denne rapporten. Nettstedet finnes også i engelsk versjon ([www.norpd.no](http://www.norpd.no)).

#### Utlevering av data fra Reseptregisteret

Det er mulig å søke om data fra Reseptregisteret til forskning eller til andre formål som er i henhold til formålet for Reseptregisteret. Søknadsskjema er tilgjengelige på nettstedet til FHI ([www.fhi.no](http://www.fhi.no)), og alle søknader om tilgang til data fra FHI skal sendes til [datatilgang@fhi.no](mailto:datatilgang@fhi.no). Dataene er gratis, men kostnader i forbindelse med administrativ håndtering og filbehandling må påregnes.

tables will, however, include the use of at least one of the drugs in the included drug groups. For example, the figures in the tables show that the total number of users of sleeping pills (ATC group N05C) is lower than the sum of the number of users of the individual medicines that are classified in N05C. This means that some individuals have been given more than one type of sleeping pill during a year, either through the use of more than one simultaneously or by switching from one agent to another.

#### The NorPD website: [www.norpd.no](http://www.norpd.no)

The Norwegian Prescription Database has its own website which can be used together with the tables in this report for complementary information. On the website (figure 2.2), one can create reports on the number of users of a particular drug or drug group. This can be done by searching for pre-defined drug groups, through the ATC system or by searching the active substance or product name.

The following data on drug use can be extracted from the website:

- Number of users, split by gender, 5-year age groups, county or health region
- Number of users per 1 000 population (prevalence per 1 000)
- Turnover in NOK (pharmacy retail price)
- Turnover in doses (DDD – defined daily doses)
- Population base for the statistics, split by gender, age, county or health region

Data are available from 2004 with an annual update for the preceding year.

The figures in this book may differ slightly from the numbers found on the website. This is because the data extraction for the book was made at another date than the data on the website. Reporting of data from the pharmacy to NorPD is delayed for a minor number of prescriptions. The delay may be a few months, meaning that reports of data from a year can arrive the following year. Besides, individuals without known address are included in the tables in this book but not on the website.

#### Access to data from NorPD

It is possible to apply for data from the Norwegian Prescription Database for research or for other purposes which are according to the objectives of NorPD. Application forms are available on the website of NIPH ([www.fhi.no](http://www.fhi.no)) and all applications for access to data from NIPH should be sent to [datatilgang@fhi.no](mailto:datatilgang@fhi.no). The data is free of charge, but fees for administration and file processing will be required.

#### Beregning av prevalens per 1000 innbyggere

Prevalens er ofte definert som antall individer som har fått utlevert ett legemiddel per 1000 innbyggere. Antall individer oppgitt i tabellene kan benyttes til å beregne prevalens av legemiddelbruken i befolkningen. Hvordan dette kan gjøres er vist i eksemplet nedenfor.

Antall individer som fikk minst ett hjerte-/karmiddel (ATC-gruppe C) i Norge i 2012: 1 017 917

Antall innbyggere i Norge per 1. juli 2012: 5 018 415

#### Beregning av prevalens (per 1000) for brukere av hjerte-/karmidler i Norge i 2012:

$$\frac{\text{Antall individer} \times 1000}{\text{Antall innbyggere}} = \frac{1\,017\,917 \times 1000}{5\,018\,415} = 202,8 \text{ individer per } 1000 \text{ innbyggere}$$

På s. 101 finnes tabeller over befolkningstallet i Norge for årene 2008–2012. Befolkningstallet for de fire aldersgruppene i tabellene er også angitt. Det brukes middelfolkemengden for hvert år, dvs folketallet per 1. juli, beregnet ut fra Statistisk Sentralbyrås folketall 1.1 og 31.12. Alder er definert som den alder individet har ved slutten av året (utleveringsår minus fødselsår).

#### Calculation of prevalence per 1000 inhabitants

Prevalence is often defined as the number of individuals per 1000 inhabitants who have had at least one prescription dispensed in a pharmacy during a specific time period. The number of individuals listed in the tables can be used to calculate the prevalence of drug users in the population. Please read the following example:

The number of individuals who had at least one cardiovascular drug dispensed (ATC group C) in Norway in 2012: 1 017 917

The number of inhabitants in Norway as of 1st July 2012: 5 018 415

#### Calculation of the prevalence (per 1000) of users of cardiovascular drugs in Norway in 2012:

$$\frac{\text{The number of individuals} \times 1000}{\text{The number of inhabitants}} = \frac{1\,017\,917 \times 1000}{5\,018\,415} = 202,8 \text{ individuals per } 1000 \text{ inhabitants}$$

The population in Norway for the years 2008–2012 is shown on p. 101. The population of the four age groups in the tables is also provided. The population as of 1st July each year is used, calculated from the population figures by Statistics Norway from 1st January and 31st December. Age is defined as the age of the individual at the end of the year (year of dispensing minus birth year).

## 2.4 ATC main groups

ATC level	2008	2009	2010	2011	2012	Share of women (%)	2012				2012 Sales in 1000 NOK
	Number of individuals						Number of individuals per age group				
	<15	15–44	45–69	≥70							
A ALIMENTARY TRACT AND METABOLISM	647 826	678 403	702 509	742 204	787 544	57	21 153	183 105	353 754	229 532	1 472 867
B BLOOD AND BLOOD FORMING ORGANS	541 141	562 344	581 349	597 921	616 372	50	2 637	59 063	268 325	286 347	787 836
C CARDIOVASCULAR SYSTEM	917 229	945 886	975 141	998 461	1 018 128	51	6 118	95 480	532 968	383 562	1 691 608
D DERMATOLOGICALS	589 450	587 812	611 440	624 493	628 955	54	76 390	237 819	212 640	102 106	235 358
G GENITO URINARY SYSTEM AND SEX HORMONES	692 715	703 423	721 846	745 367	760 023	81	3 267	420 137	234 951	101 668	862 673
H SYSTEMIC HORMONAL PREPARATIONS, EXCL. SEX HORMONES AND INSULINS	357 070	375 465	387 821	402 923	413 526	67	16 074	108 837	178 811	109 804	430 101
J ANTIINFECTIVES FOR SYSTEMIC USE	1 247 202	1 394 508	1 252 392	1 326 405	1 330 660	59	164 678	534 345	435 678	195 959	802 758
L ANTINEOPLASTIC AND IMMUNOMODULATING AGENTS	70 154	72 795	76 656	81 612	86 248	54	1 255	18 728	40 814	25 451	2 400 496
M MUSCULO-SKELETAL SYSTEM	907 360	891 127	901 910	927 355	935 824	57	14 643	332 879	429 400	158 902	303 497
N NERVOUS SYSTEM	1 208 796	1 230 918	1 248 505	1 279 676	1 301 538	59	30 853	414 409	565 804	290 472	2 626 256
P ANTIPARASITIC PRODUCTS, INSECTICIDES AND REPELLENTS	89 343	86 714	88 743	92 296	94 797	63	3 329	42 623	37 887	10 958	33 814
R RESPIRATORY SYSTEM	1 151 928	1 183 767	1 183 735	1 223 490	1 234 841	56	169 146	451 770	445 061	168 864	1 448 923
S SENSORY ORGANS	596 101	596 290	609 467	617 742	614 238	57	112 776	177 918	192 459	131 085	302 360



2.5 ATC group A – Alimentary tract and metabolism

ATC group A

ATC level	2008	2009	2010	2011	2012	Share of women (%)	2012				Sales in 1000 NOK
	Number of individuals						Number of individuals per age group				
	<15	15-44	45-69	≥70	<15		15-44	45-69	≥70		
<b>A ALIMENTARY TRACT AND METABOLISM</b>	<b>647 826</b>	<b>678 403</b>	<b>702 509</b>	<b>742 204</b>	<b>787 544</b>	<b>57</b>	<b>21 153</b>	<b>183 105</b>	<b>353 754</b>	<b>229 532</b>	<b>1 472 867</b>
<b>A01 STOMATOLOGICAL PREPARATIONS</b>	<b>18 176</b>	<b>11 205</b>	<b>6 463</b>	<b>9 155</b>	<b>15 069</b>	<b>57</b>	<b>404</b>	<b>6 273</b>	<b>4 981</b>	<b>3 411</b>	<b>2 596</b>
<b>A01A STOMATOLOGICAL PREPARATIONS</b>	<b>18 176</b>	<b>11 205</b>	<b>6 463</b>	<b>9 155</b>	<b>15 069</b>	<b>57</b>	<b>404</b>	<b>6 273</b>	<b>4 981</b>	<b>3 411</b>	<b>2 596</b>
<b>A01AA Caries prophylactic agents</b>	<b>618</b>	<b>665</b>	<b>776</b>	<b>4 792</b>	<b>10 844</b>	<b>57</b>	<b>111</b>	<b>4 472</b>	<b>3 568</b>	<b>2 693</b>	<b>1 774</b>
A01AA01 sodium fluoride <sup>1)</sup>	618	665	776	4 792	10 844	57	111	4 472	3 568	2 693	1 774
<b>A01AB Antiinfectives and antiseptics for local oral treatment</b>	<b>8 943</b>	<b>8 998</b>	<b>4 088</b>	<b>2 553</b>	<b>2 396</b>	<b>54</b>	<b>143</b>	<b>969</b>	<b>790</b>	<b>494</b>	<b>241</b>
A01AB02 hydrogen peroxide <sup>1)</sup>	0	0	<5	<5	0	-	0	0	0	0	0
A01AB03 chlorhexidine <sup>1)</sup>	2 312	2 293	2 540	2 482	2 341	53	141	951	770	479	206
A01AB04 amphotericin B	6 554	6 690	1 529	52	36	78	0	12	12	12	31
A01AB09 miconazole	<5	5	<5	5	8	50	0	<5	<5	<5	2
A01AB11 various <sup>1)</sup>	18	22	26	14	11	36	<5	<5	<5	<5	2
A01AB17 metronidazole	108	45	0	0	0	-	0	0	0	0	0
<b>A01AC Corticosteroids for local oral treatment</b>	<b>8 434</b>	<b>1 026</b>	<b>1 155</b>	<b>1 379</b>	<b>1 408</b>	<b>63</b>	<b>110</b>	<b>495</b>	<b>567</b>	<b>236</b>	<b>361</b>
A01AC01 triamcinolone	8 434	1 026	1 155	1 379	1 397	63	110	493	559	235	349
<b>A01AD Other agents for local oral treatment</b>	<b>550</b>	<b>598</b>	<b>508</b>	<b>516</b>	<b>530</b>	<b>59</b>	<b>40</b>	<b>366</b>	<b>104</b>	<b>20</b>	<b>221</b>
A01AD01 epinephrine	7	6	9	10	10	50	0	<5	6	0	10
A01AD02 benzydamine	515	562	475	494	494	59	30	351	95	18	207
A01AD11 various	28	30	24	12	26	69	10	11	<5	<5	3
<b>A02 DRUGS FOR ACID RELATED DISORDERS</b>	<b>298 397</b>	<b>316 609</b>	<b>338 746</b>	<b>366 465</b>	<b>392 558</b>	<b>54</b>	<b>6 792</b>	<b>86 931</b>	<b>188 818</b>	<b>110 017</b>	<b>339 723</b>
<b>A02A ANTACIDS</b>	<b>4 296</b>	<b>4 537</b>	<b>4 691</b>	<b>4 772</b>	<b>4 415</b>	<b>43</b>	<b>126</b>	<b>837</b>	<b>1 598</b>	<b>1 854</b>	<b>5 572</b>
<b>A02AA Magnesium compounds</b>	<b>0</b>	<b>0</b>	<b>0</b>	<b>0</b>	<b>&lt;5</b>	<b>50</b>	<b>0</b>	<b>0</b>	<b>0</b>	<b>&lt;5</b>	<b>1</b>
A02AA04 magnesium hydroxide	0	0	0	0	<5	50	0	0	0	<5	1
<b>A02AC Calcium compounds</b>	<b>1 398</b>	<b>1 293</b>	<b>1 229</b>	<b>1 085</b>	<b>1 001</b>	<b>36</b>	<b>17</b>	<b>133</b>	<b>368</b>	<b>483</b>	<b>666</b>
A02AC01 calcium carbonate <sup>1)</sup>	1 398	1 293	1 229	1 085	1 001	36	17	133	368	483	666
<b>A02AD Combinations and complexes of aluminium, calcium and magnesium compounds</b>	<b>1 240</b>	<b>1 495</b>	<b>1 485</b>	<b>1 526</b>	<b>1 024</b>	<b>61</b>	<b>26</b>	<b>455</b>	<b>332</b>	<b>211</b>	<b>148</b>
A02AD01 ordinary salt combinations <sup>1)</sup>	1 240	1 495	1 485	1 526	1 024	61	26	455	332	211	148
<b>A02AH Antacids with sodium bicarbonate</b>	<b>2 166</b>	<b>2 187</b>	<b>2 341</b>	<b>2 471</b>	<b>2 676</b>	<b>36</b>	<b>46</b>	<b>283</b>	<b>1 013</b>	<b>1 334</b>	<b>4 495</b>
<b>A02B DRUGS FOR PEPTIC ULCER AND GASTRO-OESOPHAGEAL REFLUX DISEASE (GORD)</b>	<b>296 148</b>	<b>314 287</b>	<b>336 339</b>	<b>364 176</b>	<b>390 415</b>	<b>55</b>	<b>6 700</b>	<b>86 566</b>	<b>188 120</b>	<b>109 029</b>	<b>334 151</b>
<b>A02BA H2-receptor antagonists</b>	<b>59 188</b>	<b>58 630</b>	<b>57 804</b>	<b>57 052</b>	<b>54 899</b>	<b>59</b>	<b>1 179</b>	<b>14 814</b>	<b>25 342</b>	<b>13 564</b>	<b>16 658</b>

<sup>1)</sup>The ATC level comprises OTC medicinal products. The number of individuals is registered for prescription sales only.

ATC level	2008	2009	2010	2011	2012	Share of women (%)	2012				Sales in 1000 NOK
	Number of individuals						Number of individuals per age group				
	<15	15-44	45-69	≥70	<15		15-44	45-69	≥70		
A02BA01 cimetidine	356	56	46	34	28	64	0	<5	18	8	25
A02BA02 ranitidine <sup>1)</sup>	55 440	55 484	54 984	54 650	53 271	59	1 172	14 607	24 573	12 919	15 232
A02BA03 famotidine <sup>1)</sup>	3 448	2 878	2 547	2 313	1 614	56	7	193	768	646	1 372
A02BA07 ranitidine bismuth citrate	<5	0	0	0	0	-	0	0	0	0	0
A02BA53 famotidine, combinations <sup>1)</sup>	351	378	367	221	127	58	0	34	56	37	29
<b>A02BB Prostaglandins</b>	<b>267</b>	<b>248</b>	<b>259</b>	<b>255</b>	<b>346</b>	<b>81</b>	<b>&lt;5</b>	<b>214</b>	<b>86</b>	<b>44</b>	<b>192</b>
A02BB01 misoprostol	267	248	259	255	346	81	<5	214	86	44	192
<b>A02BC Proton pump inhibitors</b>	<b>250 321</b>	<b>269 754</b>	<b>292 835</b>	<b>321 967</b>	<b>351 006</b>	<b>54</b>	<b>5 686</b>	<b>75 822</b>	<b>170 509</b>	<b>98 989</b>	<b>316 703</b>
A02BC01 omeprazole	44 880	46 873	47 082	48 114	47 239	55	3 141	9 584	21 048	13 466	48 764
A02BC02 pantoprazole <sup>1)</sup>	74 965	85 176	102 237	125 091	148 280	54	586	34 201	71 066	42 427	43 846
A02BC03 lansoprazole	50 410	50 018	48 809	47 348	46 270	51	418	8 519	23 599	13 734	31 609
A02BC05 esomeprazole	108 181	111 446	117 963	125 642	134 776	55	1 945	30 160	67 346	35 325	192 485
<b>A02BX Other drugs for peptic ulcer and gastro-oesophageal reflux disease (GORD)</b>	<b>1 837</b>	<b>1 807</b>	<b>1 909</b>	<b>2 143</b>	<b>2 310</b>	<b>63</b>	<b>182</b>	<b>803</b>	<b>792</b>	<b>533</b>	<b>598</b>
A02BX02 sucralfate	424	403	366	419	440	61	<5	119	188	131	255
A02BX13 alginic acid	1 424	1 414	1 549	1 739	1 880	64	180	685	610	405	343
<b>A03 DRUGS FOR FUNCTIONAL GASTROINTESTINAL DISORDERS</b>	<b>58 718</b>	<b>60 485</b>	<b>62 554</b>	<b>65 509</b>	<b>69 438</b>	<b>71</b>	<b>1 562</b>	<b>24 008</b>	<b>26 338</b>	<b>17 530</b>	<b>14 911</b>
<b>A03A DRUGS FOR FUNCTIONAL GASTROINTESTINAL DISORDERS</b>	<b>3 364</b>	<b>3 471</b>	<b>3 623</b>	<b>3 150</b>	<b>3 500</b>	<b>55</b>	<b>152</b>	<b>769</b>	<b>1 248</b>	<b>1 331</b>	<b>1 657</b>
<b>A03AA Synthetic anticholinergics, esters with tertiary amino group</b>	<b>45</b>	<b>28</b>	<b>29</b>	<b>26</b>	<b>26</b>	<b>65</b>	<b>0</b>	<b>9</b>	<b>15</b>	<b>&lt;5</b>	<b>29</b>
A03AA04 mebeverine	42	27	29	26	26	65	0	9	15	<5	29
A03AA07 dicycloverine	<5	<5	0	0	0	-	0	0	0	0	0
<b>A03AB Synthetic anticholinergics, quaternary ammonium compounds</b>	<b>32</b>	<b>112</b>	<b>132</b>	<b>160</b>	<b>209</b>	<b>44</b>	<b>&lt;5</b>	<b>14</b>	<b>78</b>	<b>116</b>	<b>269</b>
A03AB02 glycopyrronium bromide	25	105	128	155	201	45	<5	8	76	116	261
A03AB05 propantheline	7	7	<5	5	8	13	0	6	<5	0	8
<b>A03AD Papaverine and derivatives</b>	<b>48</b>	<b>37</b>	<b>59</b>	<b>47</b>	<b>62</b>	<b>13</b>	<b>0</b>	<b>&lt;5</b>	<b>35</b>	<b>23</b>	<b>117</b>
A03AD01 papaverine	48	37	59	47	62	13	0	<5	35	23	117
<b>A03AX Other drugs for functional gastrointestinal disorders</b>	<b>3 239</b>	<b>3 302</b>	<b>3 405</b>	<b>2 924</b>	<b>3 209</b>	<b>57</b>	<b>151</b>	<b>742</b>	<b>1 124</b>	<b>1 192</b>	<b>1 242</b>
A03AX13 silicones	3 239	3 302	3 405	2 924	3 209	57	151	742	1 124	1 192	1 242
<b>A03B BELLADONNA AND DERIVATIVES, PLAIN</b>	<b>1 101</b>	<b>1 382</b>	<b>1 617</b>	<b>1 910</b>	<b>2 125</b>	<b>59</b>	<b>14</b>	<b>856</b>	<b>897</b>	<b>358</b>	<b>808</b>
<b>A03BA Belladonna alkaloids, tertiary amines</b>	<b>861</b>	<b>1 098</b>	<b>1 297</b>	<b>1 510</b>	<b>1 664</b>	<b>58</b>	<b>7</b>	<b>691</b>	<b>681</b>	<b>285</b>	<b>548</b>

<sup>1)</sup>The ATC level comprises OTC medicinal products. The number of individuals is registered for prescription sales only.

ATC group A

ATC level	2008	2009	2010	2011	2012	Share of women (%)	2012				2012 Sales in 1000 NOK
	Number of individuals						Number of individuals per age group				
	<15	15-44	45-69	≥70	<15		15-44	45-69	≥70		
A03BA01 atropine	27	26	22	23	28	18	0	<5	18	6	14
A03BA03 hyoscyamine	834	1 072	1 276	1 487	1 636	59	7	687	663	279	535
<b>A03BB Belladonna alkaloids, semisynthetic, quaternary ammonium compounds</b>	<b>242</b>	<b>285</b>	<b>321</b>	<b>406</b>	<b>468</b>	<b>63</b>	<b>7</b>	<b>169</b>	<b>217</b>	<b>75</b>	<b>260</b>
A03BB01 butylscopolamine	223	267	300	386	455	63	6	165	211	73	256
A03BB03 methylscopolamine	19	18	23	21	13	69	<5	<5	6	<5	3
<b>A03C ANTISPASMODICS IN COMBINATION WITH PSYCHOLEPTICS</b>	<b>27</b>	<b>18</b>	<b>19</b>	<b>20</b>	<b>16</b>	<b>44</b>	<b>0</b>	<b>&lt;5</b>	<b>12</b>	<b>&lt;5</b>	<b>29</b>
<b>A03CA Synthetic anticholinergic agents in combination with psycholeptics</b>	<b>27</b>	<b>18</b>	<b>19</b>	<b>20</b>	<b>16</b>	<b>44</b>	<b>0</b>	<b>&lt;5</b>	<b>12</b>	<b>&lt;5</b>	<b>29</b>
A03CA02 clidinium and psycholeptics	27	18	19	20	16	44	0	<5	12	<5	29
<b>A03F PROPULSIVES</b>	<b>54 797</b>	<b>56 321</b>	<b>58 104</b>	<b>61 221</b>	<b>64 702</b>	<b>72</b>	<b>1 412</b>	<b>22 589</b>	<b>24 578</b>	<b>16 123</b>	<b>12 418</b>
<b>A03FA Propulsives</b>	<b>54 797</b>	<b>56 321</b>	<b>58 104</b>	<b>61 221</b>	<b>64 702</b>	<b>72</b>	<b>1 412</b>	<b>22 589</b>	<b>24 578</b>	<b>16 123</b>	<b>12 418</b>
A03FA01 metoclopramide	54 676	56 214	57 999	61 099	64 570	72	1 392	22 558	24 521	16 099	11 830
A03FA02 cisapride	116	93	83	79	83	58	13	24	34	12	451
A03FA03 domperidone	39	44	55	71	62	56	8	11	26	17	110
A03FA05 alizapride	0	0	0	0	11	82	0	8	<5	0	28
<b>A04 ANTIEMETICS AND ANTINAUSEANTS</b>	<b>12 918</b>	<b>13 055</b>	<b>13 797</b>	<b>14 669</b>	<b>15 259</b>	<b>59</b>	<b>304</b>	<b>2 640</b>	<b>8 396</b>	<b>3 919</b>	<b>33 276</b>
<b>A04A ANTIEMETICS AND ANTINAUSEANTS</b>	<b>12 918</b>	<b>13 055</b>	<b>13 797</b>	<b>14 669</b>	<b>15 259</b>	<b>59</b>	<b>304</b>	<b>2 640</b>	<b>8 396</b>	<b>3 919</b>	<b>33 276</b>
<b>A04AA Serotonin (5HT<sub>3</sub>) antagonists</b>	<b>10 498</b>	<b>10 867</b>	<b>11 434</b>	<b>11 986</b>	<b>12 399</b>	<b>59</b>	<b>228</b>	<b>1 641</b>	<b>7 011</b>	<b>3 519</b>	<b>25 567</b>
A04AA01 ondansetron	10 010	10 437	11 150	11 784	12 270	59	228	1 634	6 931	3 477	24 900
A04AA02 granisetron	<5	<5	0	<5	<5	0	<5	0	0	0	27
A04AA03 tropisetron	755	613	440	324	210	62	<5	16	131	62	630
A04AA05 palonosetron	6	<5	5	<5	7	29	0	<5	<5	<5	11
<b>A04AD Other antiemetics</b>	<b>3 138</b>	<b>3 194</b>	<b>3 887</b>	<b>4 658</b>	<b>5 178</b>	<b>68</b>	<b>78</b>	<b>1 392</b>	<b>3 009</b>	<b>699</b>	<b>7 709</b>
A04AD01 scopolamine	2 412	2 112	2 135	2 400	2 313	57	75	885	995	358	739
A04AD05 metopimazine	<5	0	0	0	0	-	0	0	0	0	0
A04AD10 dronabinol	7	5	<5	5	5	0	0	<5	<5	0	65
A04AD12 aprepitant	719	1 078	1 761	2 269	2 871	77	<5	505	2 020	343	6 904
<b>A05 BILE AND LIVER THERAPY</b>	<b>1 749</b>	<b>1 909</b>	<b>2 015</b>	<b>2 303</b>	<b>2 592</b>	<b>75</b>	<b>75</b>	<b>938</b>	<b>1 176</b>	<b>403</b>	<b>9 325</b>
<b>A05A BILE THERAPY</b>	<b>1 749</b>	<b>1 909</b>	<b>2 015</b>	<b>2 303</b>	<b>2 592</b>	<b>75</b>	<b>75</b>	<b>938</b>	<b>1 176</b>	<b>403</b>	<b>9 325</b>
<b>A05AA Bile acid preparations</b>	<b>1 749</b>	<b>1 909</b>	<b>2 015</b>	<b>2 303</b>	<b>2 592</b>	<b>75</b>	<b>75</b>	<b>938</b>	<b>1 176</b>	<b>403</b>	<b>9 325</b>
A05AA02 ursodeoxycholic acid	1 749	1 909	2 015	2 303	2 592	75	75	938	1 176	403	9 325
<b>A06 DRUGS FOR CONSTIPATION</b>	<b>28 856</b>	<b>31 408</b>	<b>44 230</b>	<b>50 571</b>	<b>49 659</b>	<b>57</b>	<b>5 865</b>	<b>7 157</b>	<b>16 837</b>	<b>19 800</b>	<b>27 774</b>
<b>A06A DRUGS FOR CONSTIPATION</b>	<b>28 856</b>	<b>31 408</b>	<b>44 230</b>	<b>50 571</b>	<b>49 659</b>	<b>57</b>	<b>5 865</b>	<b>7 157</b>	<b>16 837</b>	<b>19 800</b>	<b>27 774</b>

ATC group A

ATC level	2008	2009	2010	2011	2012	Share of women (%)	2012				2012 Sales in 1000 NOK
	Number of individuals						Number of individuals per age group				
	<15	15-44	45-69	≥70	<15		15-44	45-69	≥70		
<b>A06AA Softeners, emollients</b>	<b>69</b>	<b>105</b>	<b>112</b>	<b>208</b>	<b>365</b>	<b>47</b>	<b>61</b>	<b>40</b>	<b>107</b>	<b>157</b>	<b>290</b>
A06AA01 liquid paraffin <sup>1)</sup>	69	105	112	194	351	47	55	37	105	154	154
<b>A06AB Contact laxatives</b>	<b>12 341</b>	<b>13 383</b>	<b>15 058</b>	<b>21 757</b>	<b>22 471</b>	<b>58</b>	<b>354</b>	<b>2 380</b>	<b>8 828</b>	<b>10 909</b>	<b>6 951</b>
A06AB02 bisacodyl <sup>1)</sup>	3 847	3 858	4 056	6 514	6 005	63	80	690	1 977	3 258	1 961
A06AB06 senna glycosides <sup>1)</sup>	2 002	2 020	2 120	4 322	2 808	62	19	168	848	1 773	1 342
A06AB08 sodium picosulfate <sup>1)</sup>	7 574	8 584	10 082	10 948	11 635	55	258	1 227	4 369	5 781	2 448
A06AB20 contact laxatives in combination <sup>1)</sup>	6	<5	6	8	<5	100	0	0	<5	<5	1
A06AB53 dantron, combinations	<5	<5	<5	0	0	-	0	0	0	0	0
A06AB56 senna glycosides, combinations <sup>1)</sup>	17	17	10	12	11	82	0	<5	5	5	3
A06AB58 sodium picosulfate, combinations <sup>1)</sup>	0	0	31	1 581	3 529	60	<5	421	2 161	944	1 195
<b>A06AC Bulk-forming laxatives</b>	<b>1 508</b>	<b>1 772</b>	<b>1 996</b>	<b>2 054</b>	<b>2 080</b>	<b>60</b>	<b>42</b>	<b>566</b>	<b>791</b>	<b>681</b>	<b>582</b>
A06AC01 ispaghula (psylla seeds) <sup>1)</sup>	1 505	1 772	1 996	2 054	2 080	60	42	566	791	681	582
A06AC51 ispaghula, combinations <sup>1)</sup>	<5	0	0	0	0	-	0	0	0	0	0
<b>A06AD Osmotically acting laxatives</b>	<b>17 176</b>	<b>18 687</b>	<b>30 442</b>	<b>30 643</b>	<b>29 153</b>	<b>55</b>	<b>5 354</b>	<b>4 112</b>	<b>9 083</b>	<b>10 604</b>	<b>11 951</b>
A06AD11 lactulose <sup>1)</sup>	13 475	13 507	14 464	14 513	14 509	51	645	1 805	5 396	6 663	3 964
A06AD12 lactitol	68	78	59	58	51	55	33	9	5	<5	36
A06AD15 macrogol	0	0	45	79	134	54	122	11	<5	0	122
A06AD17 sodium phosphate <sup>1)</sup>	923	847	9 665	7 334	2 814	59	<5	589	1 434	787	568
A06AD65 macrogol, combinations <sup>1)</sup>	3 327	4 947	7 273	9 943	12 875	57	4 679	1 827	2 709	3 660	7 261
<b>A06AG Enemas</b>	<b>4 522</b>	<b>4 649</b>	<b>4 892</b>	<b>5 458</b>	<b>5 288</b>	<b>50</b>	<b>532</b>	<b>1 190</b>	<b>1 775</b>	<b>1 791</b>	<b>6 975</b>
A06AG02 bisacodyl <sup>1)</sup>	1 468	1 475	1 410	1 680	1 671	47	47	459	683	482	724
A06AG04 glycerol <sup>1)</sup>	689	772	827	905	852	48	188	220	212	232	3 158
A06AG10 docusate sodium, incl. combinations <sup>1)</sup>	1 213	1 217	1 394	1 484	1 365	50	93	281	480	511	1 595
A06AG11 laurilsulfate, incl. combinations <sup>1)</sup>	1 511	1 567	1 647	1 826	1 767	52	226	297	541	703	1 498
<b>A06AH Peripheral opioid receptor antagonists</b>	<b>18</b>	<b>164</b>	<b>197</b>	<b>195</b>	<b>180</b>	<b>51</b>	<b>&lt;5</b>	<b>17</b>	<b>108</b>	<b>54</b>	<b>1 001</b>
A06AH01 methylnaltrexone bromide	18	164	197	195	180	51	<5	17	108	54	1 001
<b>A06AX Other drugs for constipation</b>	<b>&lt;5</b>	<b>0</b>	<b>0</b>	<b>0</b>	<b>9</b>	<b>78</b>	<b>0</b>	<b>7</b>	<b>&lt;5</b>	<b>&lt;5</b>	<b>24</b>
A06AX05 prucalopride	0	0	0	0	9	78	0	7	<5	<5	24
A06AX06 tegaserod	<5	0	0	0	0	-	0	0	0	0	0
<b>A07 ANTIDIARRHEALS, INTESTINAL ANTIINFLAMMATORY/ANTIINFECTIVE AGENTS</b>	<b>60 714</b>	<b>62 586</b>	<b>69 807</b>	<b>72 492</b>	<b>72 187</b>	<b>59</b>	<b>4 873</b>	<b>20 234</b>	<b>30 464</b>	<b>16 616</b>	<b>127 222</b>

<sup>1)</sup>The ATC level comprises OTC medicinal products. The number of individuals is registered for prescription sales only.



ATC group A

ATC level	2008	2009	2010	2011	2012	Share of women (%)	2012				2012
	Number of individuals						Number of individuals per age group				Sales in 1000 NOK
	<15	15-44	45-69	≥70							
<b>A07A</b> <b>INTESTINAL ANTIINFECTIVES</b>	<b>24 718</b>	<b>25 618</b>	<b>31 199</b>	<b>32 204</b>	<b>30 625</b>	<b>65</b>	<b>4 327</b>	<b>7 901</b>	<b>11 208</b>	<b>7 189</b>	<b>12 190</b>
<b>A07AA</b> <b>Antibiotics</b>	<b>24 718</b>	<b>25 618</b>	<b>31 199</b>	<b>32 204</b>	<b>30 625</b>	<b>65</b>	<b>4 327</b>	<b>7 901</b>	<b>11 208</b>	<b>7 189</b>	<b>12 190</b>
A07AA02 nystatin	24 493	25 376	30 730	31 544	29 999	65	4 312	7 649	10 946	7 092	10 628
A07AA06 paromomycin	90	81	154	316	257	71	13	142	100	<5	190
A07AA09 vancomycin	158	177	182	200	234	60	<5	41	97	94	818
A07AA11 rifaximin	0	<5	184	211	188	73	<5	93	87	7	522
A07AA12 fidaxomicin	0	0	0	0	<5	50	0	0	<5	<5	31
<b>A07B</b> <b>INTESTINAL ADSORBENTS</b>	<b>146</b>	<b>95</b>	<b>80</b>	<b>84</b>	<b>101</b>	<b>44</b>	<b>13</b>	<b>37</b>	<b>33</b>	<b>18</b>	<b>18</b>
<b>A07BA</b> <b>Charcoal preparations</b>	<b>146</b>	<b>95</b>	<b>80</b>	<b>84</b>	<b>95</b>	<b>42</b>	<b>13</b>	<b>36</b>	<b>30</b>	<b>16</b>	<b>12</b>
A07BA01 medicinal charcoal <sup>1)</sup>	146	95	80	84	95	42	13	36	30	16	12
<b>A07BB</b> <b>Bismuth preparations</b>	<b>0</b>	<b>0</b>	<b>0</b>	<b>0</b>	<b>6</b>	<b>67</b>	<b>0</b>	<b>&lt;5</b>	<b>&lt;5</b>	<b>&lt;5</b>	<b>7</b>
<b>A07C</b> <b>ELECTROLYTES WITH CARBOHYDRATES</b>	<b>118</b>	<b>182</b>	<b>259</b>	<b>279</b>	<b>356</b>	<b>56</b>	<b>176</b>	<b>92</b>	<b>52</b>	<b>36</b>	<b>186</b>
<b>A07CA</b> <b>Oral rehydration salt formulations<sup>1)</sup></b>	<b>118</b>	<b>182</b>	<b>259</b>	<b>279</b>	<b>356</b>	<b>56</b>	<b>176</b>	<b>92</b>	<b>52</b>	<b>36</b>	<b>186</b>
<b>A07D</b> <b>ANTIPROPULSIVES</b>	<b>15 904</b>	<b>16 106</b>	<b>16 710</b>	<b>17 200</b>	<b>18 001</b>	<b>56</b>	<b>141</b>	<b>3 584</b>	<b>8 114</b>	<b>6 162</b>	<b>7 441</b>
<b>A07DA</b> <b>Antipropulsives</b>	<b>15 904</b>	<b>16 106</b>	<b>16 710</b>	<b>17 200</b>	<b>18 001</b>	<b>56</b>	<b>141</b>	<b>3 584</b>	<b>8 114</b>	<b>6 162</b>	<b>7 441</b>
A07DA01 diphenoxylate	<5	<5	<5	<5	<5	33	0	<5	<5	<5	14
A07DA02 opium	99	94	124	112	99	54	0	6	44	49	234
A07DA03 loperamide <sup>1)</sup>	15 718	15 829	16 464	16 933	17 689	57	136	3 482	7 986	6 085	7 165
A07DA53 loperamide, combinations <sup>1)</sup>	221	326	294	283	356	56	5	108	147	96	121
<b>A07E</b> <b>INTESTINAL ANTI-INFLAMMATORY AGENTS</b>	<b>21 365</b>	<b>21 914</b>	<b>22 753</b>	<b>23 690</b>	<b>24 459</b>	<b>52</b>	<b>218</b>	<b>8 614</b>	<b>11 819</b>	<b>3 808</b>	<b>104 840</b>
<b>A07EA</b> <b>Corticosteroids acting locally</b>	<b>4 806</b>	<b>5 014</b>	<b>5 212</b>	<b>5 155</b>	<b>5 204</b>	<b>60</b>	<b>62</b>	<b>1 795</b>	<b>2 411</b>	<b>936</b>	<b>15 304</b>
A07EA01 prednisolone	1 002	1 011	1 175	1 292	1 220	50	7	503	550	160	1 212
A07EA02 hydrocortisone	1 195	1 233	1 154	408	355	71	6	123	180	46	679
A07EA06 budesonide	2 820	2 972	3 190	3 583	3 764	63	54	1 235	1 727	748	13 412
<b>A07EB</b> <b>Antiallergic agents, excl. corticosteroids</b>	<b>63</b>	<b>54</b>	<b>53</b>	<b>64</b>	<b>50</b>	<b>76</b>	<b>17</b>	<b>12</b>	<b>19</b>	<b>&lt;5</b>	<b>435</b>
A07EB01 cromoglicic acid	63	54	53	64	50	76	17	12	19	<5	435
<b>A07EC</b> <b>Aminosalicilic acid and similar agents</b>	<b>18 950</b>	<b>19 275</b>	<b>19 918</b>	<b>20 669</b>	<b>21 322</b>	<b>50</b>	<b>171</b>	<b>7 730</b>	<b>10 325</b>	<b>3 096</b>	<b>89 101</b>
A07EC01 sulfasalazine	6 461	6 194	6 104	5 966	5 800	55	<5	1 419	3 288	1 089	6 740
A07EC02 mesalazine	11 965	12 549	13 330	14 229	15 066	48	166	6 173	6 796	1 931	78 624
A07EC03 olsalazine	494	488	494	452	406	46	<5	104	224	76	1 444
A07EC04 balsalazide	859	809	750	687	612	43	0	216	313	83	2 294
<b>A07F</b> <b>ANTIDIARRHEAL MICROORGANISMS</b>	<b>302</b>	<b>694</b>	<b>1 252</b>	<b>1 507</b>	<b>1 243</b>	<b>73</b>	<b>35</b>	<b>668</b>	<b>470</b>	<b>70</b>	<b>2 129</b>

<sup>1)</sup>The ATC level comprises OTC medicinal products. The number of individuals is registered for prescription sales only.

ATC group A

ATC level	2008	2009	2010	2011	2012	Share of women (%)	2012				2012
	Number of individuals						Number of individuals per age group				Sales in 1000 NOK
	<15	15-44	45-69	≥70							
<b>A07FA</b> <b>Antidiarrheal microorganisms</b>	<b>302</b>	<b>694</b>	<b>1 252</b>	<b>1 507</b>	<b>1 243</b>	<b>73</b>	<b>35</b>	<b>668</b>	<b>470</b>	<b>70</b>	<b>2 129</b>
A07FA01 lactic acid producing organisms	204	581	918	912	767	73	13	440	297	17	1 579
A07FA02 saccharomyces boulardii	98	116	283	381	431	69	24	198	157	52	340
A07FA51 lactic acid producing organisms, combinations	0	0	0	0	16	69	0	9	5	<5	25
<b>A07X</b> <b>OTHER ANTIDIARRHEALS</b>	<b>107</b>	<b>139</b>	<b>99</b>	<b>117</b>	<b>64</b>	<b>83</b>	<b>&lt;5</b>	<b>34</b>	<b>24</b>	<b>&lt;5</b>	<b>41</b>
<b>A07XA</b> <b>Other antidiarrheals</b>	<b>107</b>	<b>139</b>	<b>99</b>	<b>117</b>	<b>64</b>	<b>83</b>	<b>&lt;5</b>	<b>34</b>	<b>24</b>	<b>&lt;5</b>	<b>41</b>
<b>A08</b> <b>ANTIOBESITY PREPARATIONS, EXCL. DIET PRODUCTS</b>	<b>37 873</b>	<b>38 343</b>	<b>19 168</b>	<b>10 373</b>	<b>7 674</b>	<b>77</b>	<b>&lt;5</b>	<b>2 866</b>	<b>4 155</b>	<b>651</b>	<b>11 743</b>
<b>A08A</b> <b>ANTIOBESITY PREPARATIONS, EXCL. DIET PRODUCTS</b>	<b>37 873</b>	<b>38 343</b>	<b>19 168</b>	<b>10 373</b>	<b>7 674</b>	<b>77</b>	<b>&lt;5</b>	<b>2 866</b>	<b>4 155</b>	<b>651</b>	<b>11 743</b>
<b>A08AA</b> <b>Centrally acting antiobesity products</b>	<b>22 024</b>	<b>25 710</b>	<b>5 782</b>	<b>0</b>	<b>0</b>	<b>-</b>	<b>0</b>	<b>0</b>	<b>0</b>	<b>0</b>	<b>0</b>
A08AA10 sibutramine	22 024	25 710	5 782	0	0	-	0	0	0	0	0
<b>A08AB</b> <b>Peripherally acting antiobesity products</b>	<b>14 563</b>	<b>14 540</b>	<b>14 575</b>	<b>10 373</b>	<b>7 674</b>	<b>77</b>	<b>&lt;5</b>	<b>2 866</b>	<b>4 155</b>	<b>651</b>	<b>11 743</b>
A08AB01 orlistat	14 563	14 540	14 575	10 373	7 674	77	<5	2 866	4 155	651	11 743
<b>A08AX</b> <b>Other antiobesity drugs</b>	<b>4 206</b>	<b>&lt;5</b>	<b>&lt;5</b>	<b>0</b>	<b>0</b>	<b>-</b>	<b>0</b>	<b>0</b>	<b>0</b>	<b>0</b>	<b>0</b>
A08AX01 rimonabant	4 206	<5	<5	0	0	-	0	0	0	0	0
<b>A09</b> <b>DIGESTIVES, INCL. ENZYMES</b>	<b>5 053</b>	<b>5 126</b>	<b>5 479</b>	<b>5 758</b>	<b>5 732</b>	<b>58</b>	<b>131</b>	<b>959</b>	<b>2 722</b>	<b>1 920</b>	<b>15 035</b>
<b>A09A</b> <b>DIGESTIVES, INCL. ENZYMES</b>	<b>5 053</b>	<b>5 126</b>	<b>5 479</b>	<b>5 758</b>	<b>5 732</b>	<b>58</b>	<b>131</b>	<b>959</b>	<b>2 722</b>	<b>1 920</b>	<b>15 035</b>
<b>A09AA</b> <b>Enzyme preparations</b>	<b>4 965</b>	<b>5 070</b>	<b>5 441</b>	<b>5 699</b>	<b>5 684</b>	<b>58</b>	<b>130</b>	<b>947</b>	<b>2 709</b>	<b>1 898</b>	<b>15 009</b>
A09AA02 multienzymes (lipase, protease etc.)	4 965	5 070	5 441	5 699	5 679	58	130	946	2 705	1 898	14 994
<b>A09AB</b> <b>Acid preparations</b>	<b>104</b>	<b>65</b>	<b>50</b>	<b>61</b>	<b>52</b>	<b>63</b>	<b>&lt;5</b>	<b>9</b>	<b>19</b>	<b>23</b>	<b>21</b>
A09AB01 glutamic acid hydrochloride <sup>1)</sup>	66	52	44	54	39	72	0	<5	16	19	18
A09AB02 betaine hydrochloride	0	0	0	<5	<5	33	0	<5	0	<5	2
A09AB03 hydrochloric acid <sup>1)</sup>	<5	<5	6	6	10	40	<5	<5	<5	<5	1
A09AB04 citric acid	35	10	0	0	0	-	0	0	0	0	0
<b>A09AC</b> <b>Enzyme and acid preparations, combinations</b>	<b>0</b>	<b>0</b>	<b>15</b>	<b>17</b>	<b>9</b>	<b>78</b>	<b>0</b>	<b>8</b>	<b>&lt;5</b>	<b>0</b>	<b>6</b>
A09AC02 multienzymes and acid preparations	0	0	15	17	9	78	0	8	<5	0	6
<b>A10</b> <b>DRUGS USED IN DIABETES</b>	<b>139 101</b>	<b>145 677</b>	<b>152 065</b>	<b>156 542</b>	<b>160 789</b>	<b>44</b>	<b>1 802</b>	<b>23 046</b>	<b>83 009</b>	<b>52 932</b>	<b>580 953</b>
<b>A10A</b> <b>INSULINS AND ANALOGUES</b>	<b>51 156</b>	<b>52 603</b>	<b>54 014</b>	<b>54 994</b>	<b>56 373</b>	<b>43</b>	<b>1 780</b>	<b>14 038</b>	<b>25 481</b>	<b>15 074</b>	<b>343 169</b>
<b>A10AB</b> <b>Insulins and analogues for injection, fast-acting</b>	<b>32 514</b>	<b>33 562</b>	<b>34 874</b>	<b>35 659</b>	<b>36 860</b>	<b>43</b>	<b>1 775</b>	<b>12 753</b>	<b>16 085</b>	<b>6 247</b>	<b>124 674</b>

<sup>1)</sup>The ATC level comprises OTC medicinal products. The number of individuals is registered for prescription sales only.

ATC group A

ATC level	2008	2009	2010	2011	2012	Share of women (%)	2012				Sales in 1000 NOK
	Number of individuals						Number of individuals per age group				
	<15	15-44	45-69	≥70	<15		15-44	45-69	≥70		
A10AB01 insulin (human)	2 184	1 823	1 604	1 403	1 293	39	9	217	702	365	2 655
A10AB03 insulin (pork)	<5	0	0	0	0	-	0	0	0	0	0
A10AB04 insulin lispro	8 672	8 615	8 835	9 021	9 091	42	184	3 947	3 973	987	34 660
A10AB05 insulin aspart	22 740	23 900	25 159	25 860	27 003	43	1 639	8 802	11 613	4 949	86 202
A10AB06 insulin glulisine	145	270	375	404	379	47	<5	142	194	41	1 157
<b>A10AC Insulins and analogues for injection, intermediate-acting</b>	<b>33 505</b>	<b>33 129</b>	<b>32 520</b>	<b>31 916</b>	<b>31 962</b>	<b>42</b>	<b>618</b>	<b>5 474</b>	<b>15 288</b>	<b>10 582</b>	<b>103 184</b>
A10AC01 insulin (human)	33 503	33 129	32 520	31 916	31 962	42	618	5 474	15 288	10 582	103 184
A10AC03 insulin (pork)	<5	0	0	0	0	-	0	0	0	0	0
<b>A10AD Insulins and analogues for injection, intermediate-acting combined with fast-acting</b>	<b>10 261</b>	<b>9 736</b>	<b>9 112</b>	<b>8 304</b>	<b>7 684</b>	<b>43</b>	<b>6</b>	<b>498</b>	<b>3 589</b>	<b>3 591</b>	<b>35 198</b>
A10AD01 insulin (human)	33	17	<5	<5	<5	0	0	0	0	<5	18
A10AD03 insulin (pork)	0	0	0	<5	0	-	0	0	0	0	0
A10AD04 Insulin lispro	750	672	647	643	607	44	<5	102	317	186	2 721
A10AD05 insulin aspart	9 506	9 075	8 476	7 672	7 091	43	<5	399	3 276	3 412	32 459
<b>A10AE Insulins and analogues for injection, long-acting</b>	<b>9 845</b>	<b>11 310</b>	<b>13 695</b>	<b>15 222</b>	<b>16 394</b>	<b>45</b>	<b>731</b>	<b>6 633</b>	<b>7 129</b>	<b>1 901</b>	<b>80 114</b>
A10AE03 insulin (pork)	<5	<5	<5	<5	<5	0	0	<5	0	0	19
A10AE04 insulin glargine	6 167	6 958	8 433	9 559	10 603	45	241	4 349	4 737	1 276	47 484
A10AE05 insulin detemir	3 802	4 493	5 526	5 927	6 017	46	504	2 385	2 488	640	32 610
<b>A10B BLOOD GLUCOSE LOWERING DRUGS, EXCL. INSULINS</b>	<b>105 413</b>	<b>111 436</b>	<b>117 293</b>	<b>121 207</b>	<b>124 901</b>	<b>44</b>	<b>25</b>	<b>10 615</b>	<b>69 396</b>	<b>44 865</b>	<b>237 784</b>
<b>A10BA Biguanides</b>	<b>88 638</b>	<b>95 537</b>	<b>101 637</b>	<b>103 523</b>	<b>104 983</b>	<b>45</b>	<b>18</b>	<b>9 564</b>	<b>59 517</b>	<b>35 884</b>	<b>50 711</b>
A10BA02 metformin	88 638	95 537	101 637	103 523	104 983	45	18	9 564	59 517	35 884	50 711
<b>A10BB Sulfonamides, urea derivatives</b>	<b>47 057</b>	<b>47 349</b>	<b>46 112</b>	<b>43 116</b>	<b>40 597</b>	<b>41</b>	<b>7</b>	<b>1 809</b>	<b>20 895</b>	<b>17 886</b>	<b>17 870</b>
A10BB01 glibenclamide	1 912	1 738	1 539	1 343	1 177	43	6	45	515	611	620
A10BB02 chlorpropamide	<5	<5	<5	<5	<5	100	0	0	<5	0	2
A10BB07 glipizide	5 707	5 229	4 807	4 281	3 856	42	0	114	1 596	2 146	2 192
A10BB12 glimepiride	39 867	40 684	40 028	37 733	35 737	41	<5	1 662	18 852	15 222	15 056
<b>A10BD Combinations of oral blood glucose lowering drugs</b>	<b>2 652</b>	<b>3 852</b>	<b>8 219</b>	<b>10 974</b>	<b>13 273</b>	<b>37</b>	<b>0</b>	<b>978</b>	<b>8 941</b>	<b>3 354</b>	<b>59 582</b>
A10BD03 metformin and rosiglitazone	2 641	2 575	2 284	0	0	-	0	0	0	0	0
A10BD04 glimepiride and rosiglitazone	<5	<5	0	0	0	-	0	0	0	0	0
A10BD05 metformin and pioglitazone	<5	27	32	35	26	54	0	<5	19	<5	107
A10BD07 metformin and sitagliptin	0	318	2 187	4 053	5 215	37	0	386	3 533	1 296	23 023
A10BD08 metformin and vildagliptin	10	1 068	4 791	7 030	8 144	37	0	595	5 465	2 084	36 452

ATC group A

ATC level	2008	2009	2010	2011	2012	Share of women (%)	2012				Sales in 1000 NOK
	Number of individuals						Number of individuals per age group				
	<15	15-44	45-69	≥70	<15		15-44	45-69	≥70		
<b>A10BF Alpha glucosidase inhibitors</b>	<b>988</b>	<b>922</b>	<b>813</b>	<b>701</b>	<b>640</b>	<b>44</b>	<b>0</b>	<b>33</b>	<b>310</b>	<b>297</b>	<b>950</b>
A10BF01 acarbose	988	922	813	701	640	44	0	33	310	297	950
<b>A10BG Thiazolidinediones</b>	<b>5 719</b>	<b>5 401</b>	<b>4 672</b>	<b>1 912</b>	<b>1 637</b>	<b>39</b>	<b>0</b>	<b>97</b>	<b>1 082</b>	<b>458</b>	<b>6 956</b>
A10BG02 rosiglitazone	4 193	3 798	3 104	20	<5	0	0	0	<5	0	1
A10BG03 pioglitazone	1 568	1 641	1 779	1 894	1 636	39	0	97	1 081	458	6 955
<b>A10BH Dipeptidyl peptidase 4 (DPP-4) inhibitors</b>	<b>798</b>	<b>1 752</b>	<b>6 478</b>	<b>9 436</b>	<b>11 088</b>	<b>42</b>	<b>0</b>	<b>716</b>	<b>6 724</b>	<b>3 648</b>	<b>46 906</b>
A10BH01 sitagliptin	793	1 491	4 799	6 711	7 196	41	0	464	4 466	2 266	32 690
A10BH02 vildagliptin	6	288	935	1 274	1 749	45	0	116	974	659	5 086
A10BH03 saxagliptin	0	0	854	1 616	1 763	40	0	121	1 126	516	7 892
A10BH05 linagliptin	0	0	0	0	608	41	0	25	276	307	1 239
<b>A10BX Other blood glucose lowering drugs, excl. insulins</b>	<b>725</b>	<b>847</b>	<b>1 335</b>	<b>3 523</b>	<b>5 421</b>	<b>46</b>	<b>0</b>	<b>781</b>	<b>3 950</b>	<b>690</b>	<b>54 808</b>
A10BX02 repaglinide	399	330	283	252	234	36	0	5	127	102	445
A10BX03 nateglinide	13	13	11	9	10	30	0	<5	6	<5	25
A10BX04 exenatide	314	491	554	795	873	47	0	124	654	95	6 684
A10BX07 liraglutide	0	19	535	2 605	4 427	46	0	667	3 253	507	47 654
<b>A11 VITAMINS</b>	<b>79 347</b>	<b>91 052</b>	<b>93 046</b>	<b>102 139</b>	<b>118 610</b>	<b>60</b>	<b>805</b>	<b>29 723</b>	<b>45 597</b>	<b>42 485</b>	<b>67 050</b>
<b>A11A MULTIVITAMINS, COMBINATIONS</b>	<b>0</b>	<b>0</b>	<b>0</b>	<b>28</b>	<b>92</b>	<b>49</b>	<b>46</b>	<b>42</b>	<b>&lt;5</b>	<b>0</b>	<b>389</b>
<b>A11AA Multivitamins with minerals</b>	<b>0</b>	<b>0</b>	<b>0</b>	<b>28</b>	<b>92</b>	<b>49</b>	<b>46</b>	<b>42</b>	<b>&lt;5</b>	<b>0</b>	<b>389</b>
A11AA03 multivitamins and other minerals, incl. combinations	0	0	0	28	92	49	46	42	<5	0	389
<b>A11B MULTIVITAMINS, PLAIN</b>	<b>39</b>	<b>78</b>	<b>100</b>	<b>74</b>	<b>59</b>	<b>86</b>	<b>15</b>	<b>44</b>	<b>0</b>	<b>0</b>	<b>51</b>
<b>A11BA Multivitamins, plain</b>	<b>39</b>	<b>78</b>	<b>100</b>	<b>74</b>	<b>59</b>	<b>86</b>	<b>15</b>	<b>44</b>	<b>0</b>	<b>0</b>	<b>51</b>
<b>A11C VITAMIN A AND D, INCL. COMBINATIONS OF THE TWO</b>	<b>7 962</b>	<b>9 836</b>	<b>11 360</b>	<b>17 026</b>	<b>25 067</b>	<b>58</b>	<b>365</b>	<b>9 183</b>	<b>10 279</b>	<b>5 240</b>	<b>15 805</b>
<b>A11CA Vitamin A, plain</b>	<b>38</b>	<b>29</b>	<b>30</b>	<b>42</b>	<b>58</b>	<b>71</b>	<b>&lt;5</b>	<b>26</b>	<b>24</b>	<b>&lt;5</b>	<b>157</b>
A11CA01 retinol (vit A)	22	13	14	20	37	76	0	16	18	<5	38
A11CA02 betacarotene	16	16	16	22	21	62	<5	10	6	<5	119
<b>A11CC Vitamin D and analogues</b>	<b>7 931</b>	<b>9 815</b>	<b>11 337</b>	<b>16 992</b>	<b>25 029</b>	<b>58</b>	<b>361</b>	<b>9 166</b>	<b>10 265</b>	<b>5 237</b>	<b>15 648</b>
A11CC01 ergocalciferol	2 034	3 096	4 250	8 654	13 261	64	140	5 972	5 507	1 642	4 546
A11CC03 alfalcidol	3 526	3 790	3 884	4 123	4 852	47	139	825	1 910	1 978	6 684
A11CC04 calcitriol	2 085	2 297	2 396	2 632	2 930	46	15	527	1 224	1 164	3 413
A11CC05 colecalciferol	367	753	939	1 733	4 359	63	72	1 954	1 815	518	1 005
<b>A11D VITAMIN B1, PLAIN AND IN COMBINATION WITH VITAMIN B6 AND B12<sup>1)</sup></b>	<b>697</b>	<b>762</b>	<b>790</b>	<b>749</b>	<b>798</b>	<b>37</b>	<b>6</b>	<b>123</b>	<b>475</b>	<b>194</b>	<b>598</b>

<sup>1)</sup>The ATC level comprises OTC medicinal products. The number of individuals is registered for prescription sales only.

ATC group A

ATC level	2008	2009	2010	2011	2012	Share of women (%)	2012				2012 Sales in 1000 NOK
	Number of individuals						Number of individuals per age group				
	<15	15-44	45-69	≥70	<15		15-44	45-69	≥70		
<b>A11DA Vitamin B1, plain</b>	677	745	782	739	786	37	6	118	472	190	592
A11DA01 thiamine (vit B1) <sup>1)</sup>	677	745	782	739	786	37	6	118	472	190	592
<b>A11DB Vitamin B1 in combination with vitamin B6 and/or vitamin B12</b>	20	17	8	10	12	83	0	5	<5	<5	6
<b>A11E VITAMIN B-COMPLEX, INCL. COMBINATIONS</b>	68 574	78 387	78 352	82 349	92 260	60	290	20 237	35 488	36 245	47 388
<b>A11EA Vitamin B-complex, plain<sup>1)</sup></b>	67 559	77 313	77 144	80 810	90 830	61	256	19 963	34 927	35 684	45 979
<b>A11EB Vitamin B-complex with vitamin C</b>	58	114	92	155	231	60	<5	82	89	58	58
<b>A11EX Vitamin B-complex, other combinations</b>	986	1 008	1 155	1 443	1 266	39	32	201	501	532	1 351
<b>A11G ASCORBIC ACID (VITAMIN C), INCL. COMBINATIONS</b>	3 410	3 507	3 677	3 759	3 639	66	9	339	788	2 503	1 076
<b>A11GA Ascorbic acid (vitamin C), plain</b>	3 410	3 507	3 677	3 759	3 639	66	9	339	788	2 503	1 076
A11GA01 ascorbic acid (vit C) <sup>1)</sup>	3 410	3 507	3 677	3 759	3 639	66	9	339	788	2 503	1 076
<b>A11H OTHER PLAIN VITAMIN PREPARATIONS</b>	1 181	1 462	1 604	1 730	1 501	62	124	874	355	148	1 040
<b>A11HA Other plain vitamin preparations</b>	1 181	1 462	1 604	1 730	1 501	62	124	874	355	148	1 040
A11HA01 nicotinamide	14	5	13	11	19	47	<5	<5	12	<5	9
A11HA02 pyridoxine (vit B6) <sup>1)</sup>	568	871	1 072	1 134	1 030	61	55	691	212	72	416
A11HA03 tocopherol (vit E) <sup>1)</sup>	590	572	442	412	311	55	62	95	86	68	445
A11HA04 riboflavin (vit B2)	13	16	12	11	9	56	<5	<5	<5	<5	3
A11HA06 pyridoxal phosphate	0	0	66	161	131	88	<5	83	43	<5	60
A11HA08 tocopherol	0	0	0	<5	<5	50	<5	0	0	0	106
<b>A11J OTHER VITAMIN PRODUCTS, COMBINATIONS</b>	63	59	61	91	84	74	36	36	12	0	117
<b>A11JA Combinations of vitamins</b>	63	59	48	53	45	58	36	9	0	0	85
<b>A11JB Vitamins with minerals</b>	0	0	13	38	39	92	0	27	12	0	32
<b>A12 MINERAL SUPPLEMENTS</b>	83 190	91 581	100 943	111 514	125 310	78	424	11 747	51 030	62 109	82 885
<b>A12A CALCIUM</b>	62 611	70 986	80 569	91 211	104 272	82	240	10 410	43 860	49 762	66 290
<b>A12AA Calcium</b>	1 515	1 467	1 417	1 137	1 066	67	60	168	447	391	1 215
A12AA02 calcium glubionate	<5	8	7	<5	6	33	5	0	<5	0	21
A12AA04 calcium carbonate <sup>1)</sup>	397	371	412	188	<5	100	0	0	<5	<5	1
A12AA06 calcium lactate gluconate <sup>1)</sup>	1 123	1 090	984	928	1 029	68	55	163	434	377	1 160
A12AA12 calcium acetate anhydrous	22	12	28	24	32	38	<5	5	13	13	34
<b>A12AX Calcium, combinations with vitamin D and/or other drugs</b>	61 293	69 722	79 351	90 245	103 401	82	181	10 265	43 500	49 455	65 074

<sup>1)</sup>The ATC level comprises OTC medicinal products. The number of individuals is registered for prescription sales only.

ATC group A

ATC level	2008	2009	2010	2011	2012	Share of women (%)	2012				2012 Sales in 1000 NOK
	Number of individuals						Number of individuals per age group				
	<15	15-44	45-69	≥70	<15		15-44	45-69	≥70		
<b>A12B POTASSIUM</b>	20 403	20 533	20 544	20 029	20 949	65	86	1 062	6 807	12 994	12 954
<b>A12BA Potassium</b>	20 403	20 533	20 544	20 029	20 949	65	86	1 062	6 807	12 994	12 954
A12BA01 potassium chloride	18 834	18 968	18 800	18 295	19 019	65	21	884	6 179	11 935	10 061
A12BA02 potassium citrate	1 860	1 828	2 055	2 034	2 256	63	67	218	747	1 224	2 874
A12BA30 combinations	5	<5	<5	<5	<5	50	0	<5	<5	0	18
<b>A12C OTHER MINERAL SUPPLEMENTS</b>	3 628	3 773	4 004	4 809	5 366	61	101	576	1 998	2 691	3 424
<b>A12CA Sodium</b>	464	622	715	878	979	66	<5	44	304	628	527
A12CA01 sodium chloride <sup>1)</sup>	464	622	715	878	979	66	<5	44	304	628	527
<b>A12CB Zinc</b>	909	865	767	697	764	68	43	152	258	311	346
A12CB01 zinc sulfate	909	865	767	697	764	68	43	152	258	311	346
<b>A12CC Magnesium</b>	2 292	2 338	2 591	3 300	3 690	58	56	385	1 472	1 777	2 551
A12CC04 magnesium citrate	19	<5	0	0	0	-	0	0	0	0	0
A12CC10 magnesium oxide	9	13	18	103	173	55	<5	25	67	80	123
A12CC30 magnesium (different salts in combination) <sup>1)</sup>	2 272	2 328	2 573	3 212	3 537	59	45	365	1 412	1 715	2 158
<b>A14 ANABOLIC AGENTS FOR SYSTEMIC USE</b>	660	728	847	866	885	82	<5	237	575	71	595
<b>A14A ANABOLIC STEROIDS</b>	660	728	847	866	885	82	<5	237	575	71	595
<b>A14AA Androstan derivatives</b>	561	645	827	841	847	84	<5	226	549	70	468
A14AA07 prasterone	560	644	827	841	847	84	<5	226	549	70	468
A14AA08 oxandrolone	<5	<5	0	0	0	-	0	0	0	0	0
<b>A14AB Estren derivatives</b>	100	84	21	25	24	17	0	5	18	<5	72
A14AB01 nandrolone	100	84	21	25	24	17	0	5	18	<5	72
<b>A16 OTHER ALIMENTARY TRACT AND METABOLISM PRODUCTS</b>	329	293	548	663	598	66	95	286	199	18	159 653
<b>A16A OTHER ALIMENTARY TRACT AND METABOLISM PRODUCTS</b>	329	293	317	335	373	56	88	159	110	16	159 399
<b>A16AA Amino acids and derivatives</b>	93	107	123	131	152	56	60	63	26	<5	3 035
A16AA01 levocarnitine	63	73	87	79	82	50	51	22	6	<5	1 244
A16AA03 glutamine	13	17	12	19	11	36	0	7	<5	0	17
A16AA04 mercaptamine	8	7	10	8	8	38	5	<5	0	0	826
A16AA06 betaine	10	11	16	20	21	48	5	12	<5	0	937
<b>A16AB Enzymes</b>	44	51	50	56	59	39	5	26	24	<5	122 990
A16AB02 imiglucerase	9	10	7	7	<5	75	0	<5	<5	0	12 047
A16AB03 agalsidase alfa	17	16	32	33	34	35	<5	17	12	<5	56 752
A16AB04 agalsidase beta	19	23	18	7	14	43	0	5	9	0	16 304

<sup>1)</sup>The ATC level comprises OTC medicinal products. The number of individuals is registered for prescription sales only.

## ATC group A

ATC level	2008	2009	2010	2011	2012	Share of women (%)	2012				2012 Sales in 1000 NOK
	Number of individuals						Number of individuals per age group				
	<15	15-44	45-69	≥70	<15		15-44	45-69	≥70		
A16AB05 laronidase	0	0	<5	<5	0	-	0	0	0	0	0
A16AB07 alglucosidase alfa	<5	<5	<5	<5	<5	0	0	0	<5	0	12 886
A16AB08 galsulfase	0	0	0	0	<5	100	<5	0	0	0	803
A16AB09 idursulfase	0	<5	<5	<5	<5	0	<5	<5	0	0	10 964
A16AB10 velaglucrase alfa	0	0	0	6	5	20	0	<5	<5	0	13 234
<b>A16AX Various alimentary tract and metabolism products</b>	<b>198</b>	<b>139</b>	<b>149</b>	<b>151</b>	<b>165</b>	<b>61</b>	<b>24</b>	<b>71</b>	<b>61</b>	<b>9</b>	<b>33 373</b>
A16AX01 thioctic acid	180	122	121	109	112	64	<5	42	59	9	176
A16AX03 sodium phenylbutyrate	<5	<5	<5	<5	<5	0	<5	0	0	0	252
A16AX04 nitisinone	12	12	13	14	14	21	11	<5	0	0	10 123
A16AX05 zinc acetate	<5	<5	7	8	11	55	<5	9	<5	0	90
A16AX06 miglustat	0	0	<5	<5	<5	75	<5	0	0	0	2 597
A16AX07 sapropterin	0	0	5	15	22	73	<5	17	<5	0	20 135

## 2.6 ATC group B – Blood and bloodforming organs

ATC level	2008	2009	2010	2011	2012	Share of women (%)	2012				2012 Sales in 1000 NOK
	Number of individuals						Number of individuals per age group				
	<15	15-44	45-69	≥70	<15		15-44	45-69	≥70		
<b>B BLOOD AND BLOOD FORMING ORGANS</b>	<b>541 172</b>	<b>562 393</b>	<b>581 403</b>	<b>597 973</b>	<b>616 453</b>	<b>50</b>	<b>2 641</b>	<b>59 109</b>	<b>268 354</b>	<b>286 349</b>	<b>813 935</b>
<b>B01 ANTITHROMBOTIC AGENTS</b>	<b>455 766</b>	<b>472 410</b>	<b>485 783</b>	<b>497 174</b>	<b>508 904</b>	<b>45</b>	<b>402</b>	<b>22 096</b>	<b>222 773</b>	<b>263 633</b>	<b>417 935</b>
<b>B01A ANTITHROMBOTIC AGENTS</b>	<b>455 766</b>	<b>472 410</b>	<b>485 783</b>	<b>497 174</b>	<b>508 904</b>	<b>45</b>	<b>402</b>	<b>22 096</b>	<b>222 773</b>	<b>263 633</b>	<b>417 935</b>
<b>B01AA Vitamin K antagonists</b>	<b>84 246</b>	<b>86 427</b>	<b>88 730</b>	<b>92 222</b>	<b>94 644</b>	<b>40</b>	<b>56</b>	<b>3 395</b>	<b>28 862</b>	<b>62 331</b>	<b>77 944</b>
B01AA01 dicoumarol	88	93	90	93	81	51	0	10	32	39	434
B01AA02 phenindione	33	27	24	15	<5	75	0	0	<5	<5	80
B01AA03 warfarin	84 154	86 322	88 631	92 133	94 563	40	56	3 385	28 830	62 292	77 430
<b>B01AB Heparin group</b>	<b>28 157</b>	<b>32 041</b>	<b>36 949</b>	<b>42 027</b>	<b>46 904</b>	<b>58</b>	<b>170</b>	<b>10 136</b>	<b>21 190</b>	<b>15 408</b>	<b>107 362</b>
B01AB01 heparin	789	826	926	943	1 043	55	99	200	491	253	2 382
B01AB02 antithrombin III	<5	<5	<5	0	0	0	0	0	0	0	0
B01AB04 dalteparin	15 439	15 917	21 249	25 588	28 569	59	47	5 983	13 128	9 411	65 075
B01AB05 enoxaparin	12 275	15 744	15 363	16 078	17 952	57	25	4 060	7 915	5 952	39 866
B01AB10 tinzaparin	0	0	0	6	7	71	0	<5	0	<5	39
<b>B01AC Platelet aggregation inhibitors excl. heparin</b>	<b>368 206</b>	<b>380 882</b>	<b>390 081</b>	<b>394 911</b>	<b>399 381</b>	<b>44</b>	<b>188</b>	<b>10 211</b>	<b>184 478</b>	<b>204 504</b>	<b>208 146</b>
B01AC04 clopidogrel	25 178	26 429	28 372	29 470	28 302	34	<5	836	14 168	13 296	33 149
B01AC05 ticlopidine	429	420	327	273	229	48	0	0	93	136	622
B01AC06 acetylsalicylic acid	359 578	370 132	376 011	377 738	379 659	44	186	9 787	176 106	193 580	100 589
B01AC07 dipyridamole	18 072	18 755	19 310	19 501	19 708	44	0	316	7 530	11 862	21 802
B01AC09 epoprostenol	9	7	<5	<5	<5	50	0	0	<5	0	3 521
B01AC11 iloprost	<5	<5	<5	6	10	70	0	<5	6	<5	2 605
B01AC21 treprostinil	9	9	9	8	9	78	0	7	<5	0	16 977
B01AC22 prasugrel	0	31	214	487	1 126	22	0	73	812	241	4 169
B01AC24 ticagrelor	0	0	0	26	2 335	26	0	104	1 435	796	9 654
B01AC30 combinations	2 230	5 557	8 788	11 324	13 193	44	<5	285	5 563	7 344	15 028
B01AC56 acetylsalicylic acid and esomeprazole	0	0	0	0	80	49	0	<5	35	44	28
<b>B01AD Enzymes</b>	<b>&lt;5</b>	<b>&lt;5</b>	<b>&lt;5</b>	<b>&lt;5</b>	<b>&lt;5</b>	<b>100</b>	<b>&lt;5</b>	<b>0</b>	<b>0</b>	<b>0</b>	<b>603</b>
B01AD02 alteplase	<5	<5	<5	<5	<5	100	<5	0	0	0	603
<b>B01AE Direct thrombin inhibitors</b>	<b>&lt;5</b>	<b>9</b>	<b>187</b>	<b>1 168</b>	<b>4 098</b>	<b>43</b>	<b>0</b>	<b>82</b>	<b>1 509</b>	<b>2 507</b>	<b>20 504</b>
B01AE07 dabigatran etexilate	<5	9	187	1 168	4 098	43	0	82	1 509	2 507	20 504
<b>B01AF Direct factor Xa inhibitors</b>	<b>0</b>	<b>45</b>	<b>191</b>	<b>899</b>	<b>1 663</b>	<b>56</b>	<b>&lt;5</b>	<b>139</b>	<b>769</b>	<b>754</b>	<b>3 288</b>
B01AF01 rivaroxaban	0	45	191	899	1 329	54	<5	133	591	604	2 905
B01AF02 apixaban	0	0	0	0	335	61	0	6	178	151	383
<b>B01AX Other antithrombotic agents</b>	<b>7</b>	<b>16</b>	<b>17</b>	<b>8</b>	<b>5</b>	<b>80</b>	<b>0</b>	<b>&lt;5</b>	<b>0</b>	<b>&lt;5</b>	<b>88</b>
B01AX05 fondaparinux	7	16	17	8	5	80	0	<5	0	<5	88
<b>B02 ANTIHEMORRHAGICS</b>	<b>12 599</b>	<b>12 439</b>	<b>12 210</b>	<b>12 954</b>	<b>13 285</b>	<b>92</b>	<b>277</b>	<b>6 474</b>	<b>5 855</b>	<b>679</b>	<b>204 832</b>



ATC group B

ATC level	2008	2009	2010	2011	2012	Share of women (%)	2012				2012
	Number of individuals						Number of individuals per age group				Sales in 1000 NOK
	<15	15-44	45-69	≥70	<15		15-44	45-69	≥70		
<b>B02A ANTIFIBRINOLYTICS</b>	<b>12 205</b>	<b>12 034</b>	<b>11 846</b>	<b>12 577</b>	<b>12 871</b>	<b>94</b>	<b>188</b>	<b>6 322</b>	<b>5 770</b>	<b>591</b>	<b>6 640</b>
<b>B02AA Amino acids</b>	<b>12 204</b>	<b>12 033</b>	<b>11 845</b>	<b>12 575</b>	<b>12 869</b>	<b>94</b>	<b>188</b>	<b>6 320</b>	<b>5 770</b>	<b>591</b>	<b>4 741</b>
B02AA02 tranexamic acid	12 204	12 033	11 845	12 575	12 869	94	188	6 320	5 770	591	4 741
<b>B02AB Proteinase inhibitors</b>	<b>&lt;5</b>	<b>&lt;5</b>	<b>&lt;5</b>	<b>&lt;5</b>	<b>&lt;5</b>	<b>50</b>	<b>0</b>	<b>&lt;5</b>	<b>0</b>	<b>0</b>	<b>1 900</b>
B02AB02 alfa1 antitrypsin	<5	<5	<5	<5	<5	50	0	<5	0	0	1 900
<b>B02B VITAMIN K AND OTHER HEMOSTATICS</b>	<b>451</b>	<b>468</b>	<b>419</b>	<b>427</b>	<b>492</b>	<b>36</b>	<b>104</b>	<b>190</b>	<b>105</b>	<b>93</b>	<b>198 192</b>
<b>B02BA Vitamin K</b>	<b>263</b>	<b>275</b>	<b>212</b>	<b>208</b>	<b>212</b>	<b>65</b>	<b>34</b>	<b>69</b>	<b>36</b>	<b>73</b>	<b>121</b>
B02BA01 phytomenadione	263	275	212	208	212	65	34	69	36	73	121
<b>B02BB Fibrinogen</b>	<b>0</b>	<b>0</b>	<b>0</b>	<b>&lt;5</b>	<b>&lt;5</b>	<b>100</b>	<b>0</b>	<b>0</b>	<b>&lt;5</b>	<b>0</b>	<b>95</b>
B02BB01 fibrinogen, human	0	0	0	<5	<5	100	0	0	<5	0	95
<b>B02BD Blood coagulation factors</b>	<b>188</b>	<b>187</b>	<b>189</b>	<b>190</b>	<b>238</b>	<b>8</b>	<b>70</b>	<b>113</b>	<b>49</b>	<b>6</b>	<b>188 203</b>
B02BD01 coagulation factor IX, II, VII and X in combination	<5	<5	<5	<5	<5	100	0	<5	<5	0	341
B02BD02 coagulation factor VIII	138	129	134	132	166	1	54	77	33	<5	149 706
B02BD03 factor VIII inhibitor bypassing activity	8	6	6	7	6	0	0	<5	<5	<5	9 008
B02BD04 coagulation factor IX	23	30	28	30	37	0	10	21	5	<5	14 272
B02BD06 von Willebrand factor and coagulation factor VIII in combination	14	15	12	9	14	64	<5	7	<5	<5	5 049
B02BD07 coagulation factor XIII	0	0	0	0	<5	100	0	0	<5	0	19
B02BD08 eptacog alfa (activated)	<5	7	7	7	10	30	5	<5	<5	0	4 547
B02BD09 nonacog alfa	0	0	<5	<5	<5	0	0	<5	<5	0	1 419
B02BD10 von Willebrand factor	0	0	<5	<5	<5	67	<5	<5	0	0	3 843
<b>B02BX Other systemic hemostatics</b>	<b>0</b>	<b>6</b>	<b>18</b>	<b>28</b>	<b>41</b>	<b>49</b>	<b>0</b>	<b>8</b>	<b>19</b>	<b>14</b>	<b>9 774</b>
B02BX04 romiplostim	0	6	14	15	17	35	0	<5	6	7	6 566
B02BX05 eltrombopag	0	0	<5	15	25	60	0	5	13	7	3 208
<b>B03 ANTIANEMIC PREPARATIONS</b>	<b>113 448</b>	<b>120 950</b>	<b>129 328</b>	<b>135 640</b>	<b>144 194</b>	<b>65</b>	<b>1 817</b>	<b>32 810</b>	<b>54 056</b>	<b>55 511</b>	<b>118 247</b>
<b>B03A IRON PREPARATIONS</b>	<b>20 058</b>	<b>22 178</b>	<b>24 019</b>	<b>25 072</b>	<b>25 520</b>	<b>68</b>	<b>1 098</b>	<b>7 042</b>	<b>5 518</b>	<b>11 862</b>	<b>7 957</b>
<b>B03AA Iron bivalent, oral preparations</b>	<b>18 754</b>	<b>20 801</b>	<b>22 588</b>	<b>23 597</b>	<b>23 942</b>	<b>67</b>	<b>1 092</b>	<b>6 216</b>	<b>5 026</b>	<b>11 608</b>	<b>6 111</b>
B03AA01 ferrous glycine sulfate <sup>1)</sup>	2 024	2 892	3 574	4 189	4 937	70	52	1 666	1 182	2 037	2 495
B03AA02 ferrous fumarate <sup>1)</sup>	1 337	1 333	1 320	1 324	1 281	50	852	192	75	162	198
B03AA03 ferrous gluconate	10	112	101	52	0	-	0	0	0	0	0
B03AA07 ferrous sulfate <sup>1)</sup>	15 544	16 693	17 767	18 255	18 052	67	192	4 413	3 834	9 613	3 418
<b>B03AC Iron trivalent, parenteral preparations</b>	<b>1 395</b>	<b>1 461</b>	<b>1 524</b>	<b>1 577</b>	<b>1 697</b>	<b>85</b>	<b>7</b>	<b>867</b>	<b>527</b>	<b>296</b>	<b>1 846</b>

<sup>1)</sup>The ATC level comprises OTC medicinal products. The number of individuals is registered for prescription sales only.

ATC group B

ATC level	2008	2009	2010	2011	2012	Share of women (%)	2012				2012
	Number of individuals						Number of individuals per age group				Sales in 1000 NOK
	<15	15-44	45-69	≥70	<15		15-44	45-69	≥70		
B03AC01 ferric oxide polymaltose complexes	0	0	0	<5	18	72	0	11	5	<5	57
B03AC02 saccharated iron oxide	297	288	280	325	303	77	<5	132	99	70	404
B03AC06 ferric oxide dextran complexes	1 113	1 189	1 254	1 267	1 393	86	5	732	428	228	1 385
<b>B03B VITAMIN B12 AND FOLIC ACID</b>	<b>94 767</b>	<b>100 602</b>	<b>107 727</b>	<b>113 339</b>	<b>121 848</b>	<b>65</b>	<b>732</b>	<b>27 036</b>	<b>48 951</b>	<b>45 129</b>	<b>33 291</b>
<b>B03BA Vitamin B12 (cyanocobalamin and analogues)</b>	<b>65 578</b>	<b>69 156</b>	<b>76 095</b>	<b>79 008</b>	<b>85 251</b>	<b>67</b>	<b>127</b>	<b>19 579</b>	<b>31 782</b>	<b>33 763</b>	<b>19 251</b>
B03BA01 cyanocobalamin	5 696	6 558	7 389	7 469	8 479	69	24	2 651	3 183	2 621	1 764
B03BA02 cyanocobalamin tannin complex	34 255	36 404	39 772	40 827	44 083	67	37	10 280	16 334	17 432	9 582
B03BA03 hydroxocobalamin	27 457	28 055	31 131	32 969	35 193	67	65	7 352	13 208	14 568	7 790
B03BA05 mecobalamin	26	16	38	91	125	75	5	66	50	<5	115
<b>B03BB Folic acid and derivatives</b>	<b>34 058</b>	<b>36 595</b>	<b>36 321</b>	<b>39 074</b>	<b>41 579</b>	<b>61</b>	<b>617</b>	<b>8 204</b>	<b>18 841</b>	<b>13 917</b>	<b>14 040</b>
B03BB01 folic acid <sup>1)</sup>	34 058	36 595	36 321	39 074	41 579	61	617	8 204	18 841	13 917	14 040
<b>B03X OTHER ANTIANEMIC PREPARATIONS</b>	<b>3 520</b>	<b>3 639</b>	<b>3 485</b>	<b>3 456</b>	<b>3 427</b>	<b>40</b>	<b>36</b>	<b>309</b>	<b>1 228</b>	<b>1 854</b>	<b>76 999</b>
<b>B03XA Other antianemic preparations</b>	<b>3 520</b>	<b>3 639</b>	<b>3 485</b>	<b>3 456</b>	<b>3 427</b>	<b>40</b>	<b>36</b>	<b>309</b>	<b>1 228</b>	<b>1 854</b>	<b>76 999</b>
B03XA01 erythropoietin	681	470	334	279	280	43	<5	25	106	146	6 056
B03XA02 darbepoetin alfa	2 716	2 785	2 714	2 704	2 859	39	33	263	1 022	1 541	62 233
B03XA03 methoxy polyethylene glycol-epoetin beta	230	452	475	516	445	40	0	40	160	245	8 710
<b>B06 OTHER HEMATOLOGICAL AGENTS</b>	<b>31</b>	<b>49</b>	<b>54</b>	<b>52</b>	<b>81</b>	<b>60</b>	<b>&lt;5</b>	<b>46</b>	<b>29</b>	<b>&lt;5</b>	<b>26 099</b>
<b>B06A OTHER HEMATOLOGICAL AGENTS</b>	<b>31</b>	<b>49</b>	<b>54</b>	<b>52</b>	<b>81</b>	<b>60</b>	<b>&lt;5</b>	<b>46</b>	<b>29</b>	<b>&lt;5</b>	<b>26 099</b>
<b>B06AC Drugs used in hereditary angioedema</b>	<b>29</b>	<b>41</b>	<b>47</b>	<b>46</b>	<b>76</b>	<b>58</b>	<b>&lt;5</b>	<b>42</b>	<b>28</b>	<b>&lt;5</b>	<b>25 500</b>
B06AC01 c1-inhibitor, plasma derived	29	39	37	29	44	64	<5	26	13	<5	15 650
B06AC02 icatibant	0	6	14	23	53	57	0	29	23	<5	9 148
B06AC04 conestat alfa	0	0	0	0	<5	75	0	<5	<5	0	702

<sup>1)</sup>The ATC level comprises OTC medicinal products. The number of individuals is registered for prescription sales only.



## 2.7 ATC group C – Cardiovascular system

## ATC group C

ATC level	2008	2009	2010	2011	2012	Share of women (%)	2012				2012 Sales in 1000 NOK
	Number of individuals						Number of individuals per age group				
	<15	15-44	45-69	≥70	<15		15-44	45-69	≥70		
<b>C</b> <b>CARDIOVASCULAR SYSTEM</b>	<b>917 229</b>	<b>945 886</b>	<b>975 141</b>	<b>998 461</b>	<b>1 018 128</b>	<b>51</b>	<b>6 118</b>	<b>95 480</b>	<b>532 968</b>	<b>383 562</b>	<b>1 691 608</b>
<b>C01</b> <b>CARDIAC THERAPY</b>	<b>129 660</b>	<b>124 930</b>	<b>122 995</b>	<b>120 544</b>	<b>118 979</b>	<b>48</b>	<b>4 373</b>	<b>8 331</b>	<b>40 218</b>	<b>66 057</b>	<b>82 799</b>
<b>C01A</b> <b>CARDIAC GLYCOSIDES</b>	<b>27 043</b>	<b>25 820</b>	<b>24 749</b>	<b>23 214</b>	<b>20 073</b>	<b>49</b>	<b>36</b>	<b>133</b>	<b>3 682</b>	<b>16 222</b>	<b>5 024</b>
<b>C01AA</b> <b>Digitalis glycosides</b>	<b>27 043</b>	<b>25 820</b>	<b>24 749</b>	<b>23 214</b>	<b>20 073</b>	<b>49</b>	<b>36</b>	<b>133</b>	<b>3 682</b>	<b>16 222</b>	<b>5 024</b>
C01AA04 digitoxin	25 926	24 736	23 709	22 197	14 045	49	0	65	2 364	11 616	3 467
C01AA05 digoxin	1 144	1 123	1 068	1 084	10 585	49	36	93	2 176	8 280	1 557
<b>C01B</b> <b>ANTIARRHYTHMICS, CLASS I AND III</b>	<b>9 879</b>	<b>10 321</b>	<b>11 688</b>	<b>12 400</b>	<b>13 113</b>	<b>35</b>	<b>52</b>	<b>607</b>	<b>7 110</b>	<b>5 344</b>	<b>25 468</b>
<b>C01BA</b> <b>Antiarrhythmics, class Ia</b>	<b>184</b>	<b>173</b>	<b>159</b>	<b>131</b>	<b>121</b>	<b>54</b>	<b>0</b>	<b>5</b>	<b>46</b>	<b>70</b>	<b>303</b>
C01BA01 quinidine	5	<5	<5	5	<5	100	0	0	<5	<5	28
C01BA03 disopyramide	179	170	156	126	117	52	0	5	45	67	276
<b>C01BB</b> <b>Antiarrhythmics, class Ib</b>	<b>26</b>	<b>23</b>	<b>17</b>	<b>17</b>	<b>18</b>	<b>39</b>	<b>0</b>	<b>5</b>	<b>9</b>	<b>&lt;5</b>	<b>129</b>
C01BB01 lidocaine	0	0	0	0	<5	100	0	0	<5	0	0
C01BB02 mexiletine	26	23	17	17	17	35	0	5	8	<5	129
<b>C01BC</b> <b>Antiarrhythmics, class Ic</b>	<b>5 517</b>	<b>5 783</b>	<b>6 393</b>	<b>6 735</b>	<b>7 030</b>	<b>39</b>	<b>48</b>	<b>446</b>	<b>4 434</b>	<b>2 102</b>	<b>13 605</b>
C01BC03 propafenone	<5	<5	<5	5	<5	67	0	<5	<5	0	7
C01BC04 flecainide	5 515	5 780	6 390	6 730	7 027	39	48	445	4 432	2 102	13 598
<b>C01BD</b> <b>Antiarrhythmics, class III</b>	<b>4 273</b>	<b>4 475</b>	<b>5 432</b>	<b>5 809</b>	<b>6 265</b>	<b>30</b>	<b>&lt;5</b>	<b>166</b>	<b>2 839</b>	<b>3 256</b>	<b>11 431</b>
C01BD01 amiodarone	4 273	4 475	4 853	4 912	5 232	28	<5	136	2 230	2 862	4 033
C01BD07 dronedarone	0	0	767	1 034	1 166	36	0	34	694	438	7 398
<b>C01C</b> <b>CARDIAC STIMULANTS EXCL. CARDIAC GLYCOSIDES</b>	<b>12 191</b>	<b>12 217</b>	<b>14 121</b>	<b>15 618</b>	<b>18 359</b>	<b>58</b>	<b>4 286</b>	<b>6 466</b>	<b>6 259</b>	<b>1 348</b>	<b>12 596</b>
<b>C01CA</b> <b>Adrenergic and dopaminergic agents</b>	<b>12 191</b>	<b>12 217</b>	<b>14 121</b>	<b>15 618</b>	<b>18 359</b>	<b>58</b>	<b>4 286</b>	<b>6 466</b>	<b>6 259</b>	<b>1 348</b>	<b>12 596</b>
C01CA01 etilefrine	115	114	95	112	110	61	0	33	44	33	260
C01CA02 isoprenaline	0	0	0	0	<5	100	0	<5	0	0	1
C01CA03 norepinephrine	<5	0	0	0	0	-	0	0	0	0	0
C01CA17 midodrine	14	14	16	20	20	70	0	13	6	<5	156
C01CA24 epinephrine	12 058	12 082	14 006	15 480	18 221	58	4 286	6 417	6 204	1 314	12 158
C01CA26 ephedrine	6	7	6	8	8	0	0	<5	6	0	22
<b>C01D</b> <b>VASODILATORS USED IN CARDIAC DISEASES</b>	<b>88 490</b>	<b>83 930</b>	<b>79 479</b>	<b>75 844</b>	<b>73 206</b>	<b>47</b>	<b>&lt;5</b>	<b>1 167</b>	<b>24 434</b>	<b>47 604</b>	<b>39 683</b>
<b>C01DA</b> <b>Organic nitrates</b>	<b>88 490</b>	<b>83 930</b>	<b>79 479</b>	<b>75 844</b>	<b>73 206</b>	<b>47</b>	<b>&lt;5</b>	<b>1 167</b>	<b>24 434</b>	<b>47 604</b>	<b>39 683</b>
C01DA02 glyceryl trinitrate	68 613	65 061	60 717	58 282	56 554	46	<5	1 097	21 351	34 105	13 835
C01DA08 isosorbide dinitrate	3 257	2 787	2 311	1 950	1 703	53	0	<5	234	1 465	1 278
C01DA14 isosorbide mononitrate	38 046	35 905	34 145	31 873	30 269	51	0	129	6 202	23 938	24 570
<b>C01E</b> <b>OTHER CARDIAC PREPARATIONS</b>	<b>133</b>	<b>138</b>	<b>138</b>	<b>67</b>	<b>11</b>	<b>64</b>	<b>0</b>	<b>&lt;5</b>	<b>6</b>	<b>&lt;5</b>	<b>27</b>
<b>C01EB</b> <b>Other cardiac preparations</b>	<b>133</b>	<b>138</b>	<b>138</b>	<b>67</b>	<b>11</b>	<b>64</b>	<b>0</b>	<b>&lt;5</b>	<b>6</b>	<b>&lt;5</b>	<b>27</b>

ATC level	2008	2009	2010	2011	2012	Share of women (%)	2012				2012 Sales in 1000 NOK
	Number of individuals						Number of individuals per age group				
	<15	15-44	45-69	≥70	<15		15-44	45-69	≥70		
C01EB09 ubidecarenone	123	129	126	59	0	-	0	0	0	0	0
C01EB15 trimetazidine	10	9	10	6	7	57	0	<5	5	<5	9
C01EB17 ivabradine	0	0	0	0	<5	75	0	<5	<5	0	18
<b>C02</b> <b>ANTIHYPERTENSIVES</b>	<b>17 795</b>	<b>17 689</b>	<b>17 442</b>	<b>17 597</b>	<b>17 535</b>	<b>27</b>	<b>21</b>	<b>724</b>	<b>8 268</b>	<b>8 522</b>	<b>60 883</b>
<b>C02A</b> <b>ANTIADRENERGIC AGENTS, CENTRALLY ACTING</b>	<b>7 114</b>	<b>6 702</b>	<b>6 469</b>	<b>6 521</b>	<b>6 512</b>	<b>41</b>	<b>&lt;5</b>	<b>322</b>	<b>3 622</b>	<b>2 567</b>	<b>6 118</b>
<b>C02AB</b> <b>Methylidopa</b>	<b>1 084</b>	<b>410</b>	<b>141</b>	<b>107</b>	<b>88</b>	<b>68</b>	<b>0</b>	<b>37</b>	<b>28</b>	<b>23</b>	<b>210</b>
C02AB01 methylidopa (levorotatory)	1 084	410	141	107	88	68	0	37	28	23	210
<b>C02AC</b> <b>Imidazoline receptor agonists</b>	<b>6 119</b>	<b>6 347</b>	<b>6 340</b>	<b>6 427</b>	<b>6 432</b>	<b>40</b>	<b>&lt;5</b>	<b>285</b>	<b>3 601</b>	<b>2 545</b>	<b>5 909</b>
C02AC01 clonidine	74	78	64	85	77	55	<5	26	41	9	95
C02AC05 moxonidine	6 045	6 269	6 276	6 342	6 356	40	0	259	3 561	2 536	5 814
<b>C02C</b> <b>ANTIADRENERGIC AGENTS, PERIPHERALLY ACTING</b>	<b>10 920</b>	<b>11 234</b>	<b>11 221</b>	<b>11 285</b>	<b>11 258</b>	<b>18</b>	<b>0</b>	<b>370</b>	<b>4 842</b>	<b>6 046</b>	<b>13 981</b>
<b>C02CA</b> <b>Alpha-adrenoreceptor antagonists</b>	<b>10 920</b>	<b>11 233</b>	<b>11 221</b>	<b>11 285</b>	<b>11 258</b>	<b>18</b>	<b>0</b>	<b>370</b>	<b>4 842</b>	<b>6 046</b>	<b>13 981</b>
C02CA04 doxazosin	10 920	11 233	11 221	11 285	11 258	18	0	370	4 842	6 046	13 981
<b>C02CC</b> <b>Guanidine derivatives</b>	<b>0</b>	<b>&lt;5</b>	<b>0</b>	<b>0</b>	<b>0</b>	<b>-</b>	<b>0</b>	<b>0</b>	<b>0</b>	<b>0</b>	<b>0</b>
C02CC02 guanethidine	0	<5	0	0	0	-	0	0	0	0	0
<b>C02D</b> <b>ARTERIOLAR SMOOTH MUSCLE, AGENTS ACTING ON</b>	<b>331</b>	<b>319</b>	<b>301</b>	<b>317</b>	<b>318</b>	<b>36</b>	<b>5</b>	<b>16</b>	<b>134</b>	<b>163</b>	<b>320</b>
<b>C02DB</b> <b>Hydrazinophthalazine derivatives</b>	<b>300</b>	<b>285</b>	<b>270</b>	<b>288</b>	<b>294</b>	<b>37</b>	<b>5</b>	<b>11</b>	<b>119</b>	<b>159</b>	<b>200</b>
C02DB02 hydralazine	300	285	270	288	294	37	5	11	119	159	200
<b>C02DC</b> <b>Pyrimidine derivatives</b>	<b>31</b>	<b>34</b>	<b>32</b>	<b>29</b>	<b>23</b>	<b>26</b>	<b>0</b>	<b>5</b>	<b>15</b>	<b>&lt;5</b>	<b>120</b>
C02DC01 minoxidil	31	34	32	29	23	26	0	5	15	<5	120
<b>C02DD</b> <b>Nitroferricyanide derivatives</b>	<b>0</b>	<b>0</b>	<b>0</b>	<b>0</b>	<b>&lt;5</b>	<b>100</b>	<b>0</b>	<b>0</b>	<b>0</b>	<b>&lt;5</b>	<b>0</b>
C02DD01 nitroprusside	0	0	0	0	<5	100	0	0	0	<5	0
<b>C02K</b> <b>OTHER ANTIHYPERTENSIVES</b>	<b>106</b>	<b>119</b>	<b>142</b>	<b>161</b>	<b>177</b>	<b>68</b>	<b>15</b>	<b>52</b>	<b>77</b>	<b>33</b>	<b>40 464</b>
<b>C02KD</b> <b>Serotonin antagonists</b>	<b>22</b>	<b>18</b>	<b>19</b>	<b>20</b>	<b>14</b>	<b>93</b>	<b>0</b>	<b>&lt;5</b>	<b>9</b>	<b>&lt;5</b>	<b>479</b>
C02KD01 ketanserin	22	18	19	20	14	93	0	<5	9	<5	479
<b>C02KX</b> <b>Other antihypertensives</b>	<b>85</b>	<b>102</b>	<b>124</b>	<b>142</b>	<b>165</b>	<b>67</b>	<b>15</b>	<b>51</b>	<b>69</b>	<b>30</b>	<b>39 985</b>
C02KX01 bosentan	83	91	103	114	123	65	15	41	46	21	28 341
C02KX02 ambrisentan	<5	12	19	33	46	74	0	12	24	10	11 644
C02KX03 sitaxentan	<5	0	<5	0	0	-	0	0	0	0	0
<b>C03</b> <b>DIURETICS</b>	<b>233 975</b>	<b>235 555</b>	<b>223 842</b>	<b>208 905</b>	<b>201 658</b>	<b>60</b>	<b>185</b>	<b>8 578</b>	<b>77 149</b>	<b>115 746</b>	<b>86 711</b>
<b>C03A</b> <b>LOW-CEILING DIURETICS, THIAZIDES</b>	<b>71 861</b>	<b>74 216</b>	<b>66 001</b>	<b>53 889</b>	<b>49 010</b>	<b>61</b>	<b>9</b>	<b>2 089</b>	<b>25 098</b>	<b>21 814</b>	<b>22 523</b>
<b>C03AA</b> <b>Thiazides, plain</b>	<b>44 489</b>	<b>45 271</b>	<b>36 364</b>	<b>16 033</b>	<b>14 920</b>	<b>58</b>	<b>&lt;5</b>	<b>727</b>	<b>7 734</b>	<b>6 455</b>	<b>4 276</b>

ATC group C

ATC level	2008	2009	2010	2011	2012	Share of women (%)	2012				Sales in 1000 NOK
	Number of individuals						Number of individuals per age group				
	<15	15-44	45-69	≥70	<15		15-44	45-69	≥70		
C03AA01 bendroflumethiazide	30 790	31 710	22 807	<5	0	-	0	0	0	0	0
C03AA03 hydrochlorothiazide	13 766	13 625	16 731	16 032	14 920	58	<5	727	7 734	6 455	4 276
<b>C03AB Thiazides and potassium in combination</b>	<b>28 814</b>	<b>30 363</b>	<b>41 642</b>	<b>38 130</b>	<b>34 245</b>	<b>62</b>	<b>5</b>	<b>1 370</b>	<b>17 433</b>	<b>15 437</b>	<b>18 247</b>
C03AB01 bendroflumethiazide and potassium	28 814	30 363	41 642	38 130	34 245	62	5	1 370	17 433	15 437	18 247
<b>C03B LOW-CEILING DIURETICS, EXCL. THIAZIDES</b>	<b>6</b>	<b>6</b>	<b>5</b>	<b>6</b>	<b>8</b>	<b>38</b>	<b>0</b>	<b>0</b>	<b>&lt;5</b>	<b>5</b>	<b>23</b>
<b>C03BA Sulfonamides, plain</b>	<b>6</b>	<b>6</b>	<b>5</b>	<b>6</b>	<b>8</b>	<b>38</b>	<b>0</b>	<b>0</b>	<b>&lt;5</b>	<b>5</b>	<b>23</b>
C03BA04 chlortalidone	6	6	5	6	6	50	0	0	<5	<5	20
C03BA08 metolazone	0	0	0	0	<5	0	0	0	0	<5	3
<b>C03C HIGH-CEILING DIURETICS</b>	<b>128 686</b>	<b>127 997</b>	<b>127 391</b>	<b>125 517</b>	<b>125 149</b>	<b>60</b>	<b>162</b>	<b>5 266</b>	<b>38 460</b>	<b>81 261</b>	<b>46 848</b>
<b>C03CA Sulfonamides, plain</b>	<b>128 686</b>	<b>127 997</b>	<b>127 391</b>	<b>125 517</b>	<b>125 149</b>	<b>60</b>	<b>162</b>	<b>5 266</b>	<b>38 460</b>	<b>81 261</b>	<b>46 848</b>
C03CA01 furosemide	104 728	101 621	99 010	95 661	93 391	62	161	4 466	30 306	58 458	19 852
C03CA02 bumetanide	28 833	31 193	33 444	34 790	36 730	53	<5	909	9 281	26 538	26 984
C03CA04 torasemide	<5	<5	<5	<5	<5	100	0	0	0	<5	12
<b>C03D POTASSIUM-SPARING AGENTS</b>	<b>17 302</b>	<b>17 602</b>	<b>17 636</b>	<b>17 868</b>	<b>18 190</b>	<b>48</b>	<b>23</b>	<b>921</b>	<b>7 110</b>	<b>10 136</b>	<b>11 983</b>
<b>C03DA Aldosterone antagonists</b>	<b>17 287</b>	<b>17 589</b>	<b>17 623</b>	<b>17 851</b>	<b>18 175</b>	<b>48</b>	<b>22</b>	<b>919</b>	<b>7 104</b>	<b>10 130</b>	<b>11 842</b>
C03DA01 spironolactone	16 795	17 028	17 038	17 160	17 397	50	22	861	6 650	9 864	6 865
C03DA02 potassium canrenoate	0	0	<5	<5	0	-	0	0	0	0	0
C03DA04 eplerenone	579	658	678	798	912	13	0	65	532	315	4 978
<b>C03DB Other potassium-sparing agents</b>	<b>15</b>	<b>18</b>	<b>18</b>	<b>22</b>	<b>16</b>	<b>31</b>	<b>&lt;5</b>	<b>&lt;5</b>	<b>7</b>	<b>6</b>	<b>141</b>
C03DB01 amiloride	15	18	18	22	16	31	<5	<5	7	6	141
<b>C03E DIURETICS AND POTASSIUM-SPARING AGENTS IN COMBINATION</b>	<b>35 388</b>	<b>34 026</b>	<b>31 692</b>	<b>28 452</b>	<b>25 722</b>	<b>66</b>	<b>14</b>	<b>704</b>	<b>11 796</b>	<b>13 208</b>	<b>4 600</b>
<b>C03EA Low-ceiling diuretics and potassium-sparing agents</b>	<b>35 388</b>	<b>34 026</b>	<b>31 692</b>	<b>28 452</b>	<b>25 722</b>	<b>66</b>	<b>14</b>	<b>704</b>	<b>11 796</b>	<b>13 208</b>	<b>4 600</b>
C03EA01 hydrochlorothiazide and potassium-sparing agents	35 388	34 026	31 692	28 452	25 722	66	14	704	11 796	13 208	4 600
<b>C03X OTHER DIURETICS</b>	<b>0</b>	<b>0</b>	<b>&lt;5</b>	<b>&lt;5</b>	<b>17</b>	<b>59</b>	<b>0</b>	<b>&lt;5</b>	<b>8</b>	<b>8</b>	<b>734</b>
<b>C03XA Vasopressin antagonists</b>	<b>0</b>	<b>0</b>	<b>&lt;5</b>	<b>&lt;5</b>	<b>17</b>	<b>59</b>	<b>0</b>	<b>&lt;5</b>	<b>8</b>	<b>8</b>	<b>734</b>
C03XA01 tolvaptan	0	0	<5	<5	17	59	0	<5	8	8	734
<b>C04 PERIPHERAL VASODILATORS</b>	<b>1 524</b>	<b>1 340</b>	<b>1 165</b>	<b>1 019</b>	<b>926</b>	<b>45</b>	<b>0</b>	<b>22</b>	<b>265</b>	<b>639</b>	<b>965</b>
<b>C04A PERIPHERAL VASODILATORS</b>	<b>1 524</b>	<b>1 340</b>	<b>1 165</b>	<b>1 019</b>	<b>926</b>	<b>45</b>	<b>0</b>	<b>22</b>	<b>265</b>	<b>639</b>	<b>965</b>
<b>C04AD Purine derivatives</b>	<b>1 520</b>	<b>1 334</b>	<b>1 160</b>	<b>1 018</b>	<b>925</b>	<b>45</b>	<b>0</b>	<b>22</b>	<b>264</b>	<b>639</b>	<b>961</b>
C04AD03 pentoxifylline	1 520	1 334	1 160	1 018	925	45	0	22	264	639	961
<b>C04AX Other peripheral vasodilators</b>	<b>&lt;5</b>	<b>6</b>	<b>5</b>	<b>&lt;5</b>	<b>&lt;5</b>	<b>100</b>	<b>0</b>	<b>0</b>	<b>&lt;5</b>	<b>0</b>	<b>4</b>

ATC group C

ATC level	2008	2009	2010	2011	2012	Share of women (%)	2012				Sales in 1000 NOK
	Number of individuals						Number of individuals per age group				
	<15	15-44	45-69	≥70	<15		15-44	45-69	≥70		
C04AX02 phenoxybenzamine	<5	6	5	<5	<5	100	0	0	<5	0	4
<b>C05 VASOPROTECTIVES</b>	<b>55 015</b>	<b>56 622</b>	<b>59 372</b>	<b>62 337</b>	<b>61 591</b>	<b>57</b>	<b>732</b>	<b>25 015</b>	<b>24 911</b>	<b>10 933</b>	<b>11 731</b>
<b>C05A AGENTS FOR TREATMENT OF HEMORRHOIDS AND ANAL FISSURES FOR TOPICAL USE</b>	<b>49 681</b>	<b>51 350</b>	<b>54 315</b>	<b>56 902</b>	<b>56 107</b>	<b>56</b>	<b>686</b>	<b>24 078</b>	<b>22 582</b>	<b>8 761</b>	<b>9 887</b>
<b>C05AA Corticosteroids</b>	<b>48 507</b>	<b>49 667</b>	<b>52 387</b>	<b>54 740</b>	<b>53 649</b>	<b>56</b>	<b>648</b>	<b>22 920</b>	<b>21 590</b>	<b>8 491</b>	<b>7 242</b>
C05AA01 hydrocortisone <sup>1)</sup>	9 924	9 649	9 749	9 666	11 127	54	219	4 491	4 495	1 922	2 194
C05AA04 prednisolone <sup>1)</sup>	40 337	41 682	44 303	46 731	45 152	56	441	19 553	18 131	7 027	5 048
<b>C05AE Muscle relaxants</b>	<b>1 360</b>	<b>2 137</b>	<b>2 732</b>	<b>2 893</b>	<b>3 160</b>	<b>52</b>	<b>28</b>	<b>1 547</b>	<b>1 334</b>	<b>251</b>	<b>2 428</b>
C05AE01 glyceryl trinitrate	1 360	2 137	2 732	2 893	3 160	52	28	1 547	1 334	251	2 428
<b>C05AX Other agents for treatment of hemorrhoids and anal fissures for topical use</b>	<b>993</b>	<b>901</b>	<b>826</b>	<b>852</b>	<b>1 132</b>	<b>55</b>	<b>23</b>	<b>476</b>	<b>397</b>	<b>236</b>	<b>218</b>
C05AX03 other preparations, combinations	963	885	807	832	1 110	55	23	459	392	236	180
<b>C05B ANTIVARICOSE THERAPY</b>	<b>5 555</b>	<b>5 490</b>	<b>5 250</b>	<b>5 664</b>	<b>5 651</b>	<b>67</b>	<b>46</b>	<b>993</b>	<b>2 386</b>	<b>2 226</b>	<b>1 819</b>
<b>C05BA Heparins or heparinoids for topical use</b>	<b>5 551</b>	<b>5 486</b>	<b>5 245</b>	<b>5 654</b>	<b>5 646</b>	<b>67</b>	<b>46</b>	<b>992</b>	<b>2 382</b>	<b>2 226</b>	<b>1 816</b>
C05BA01 organo-heparinoid <sup>1)</sup>	5 525	5 462	5 211	5 627	5 615	67	46	989	2 366	2 214	715
C05BA04 pentosan polysulfate sodium	26	25	34	27	31	90	0	<5	16	12	1 101
<b>C05BB Sclerosing agents for local injection</b>	<b>&lt;5</b>	<b>&lt;5</b>	<b>5</b>	<b>10</b>	<b>5</b>	<b>60</b>	<b>0</b>	<b>&lt;5</b>	<b>&lt;5</b>	<b>0</b>	<b>3</b>
C05BB02 polidocanol	<5	<5	5	10	5	60	0	<5	<5	0	3
<b>C05C CAPILLARY STABILIZING AGENTS</b>	<b>0</b>	<b>0</b>	<b>0</b>	<b>0</b>	<b>48</b>	<b>83</b>	<b>0</b>	<b>&lt;5</b>	<b>22</b>	<b>24</b>	<b>25</b>
<b>C05CA Bioflavonoids</b>	<b>0</b>	<b>0</b>	<b>0</b>	<b>0</b>	<b>&lt;5</b>	<b>100</b>	<b>0</b>	<b>0</b>	<b>&lt;5</b>	<b>&lt;5</b>	<b>3</b>
C05CA01 rutoside	0	0	0	0	<5	100	0	0	<5	<5	3
<b>C05CX Other capillary stabilizing agents</b>	<b>0</b>	<b>0</b>	<b>0</b>	<b>0</b>	<b>45</b>	<b>82</b>	<b>0</b>	<b>&lt;5</b>	<b>21</b>	<b>22</b>	<b>22</b>
C05CX03 Hippocastani semen	0	0	0	0	45	82	0	<5	21	22	22
<b>C07 BETA BLOCKING AGENTS</b>	<b>351 983</b>	<b>356 313</b>	<b>361 077</b>	<b>364 247</b>	<b>368 143</b>	<b>49</b>	<b>403</b>	<b>20 475</b>	<b>165 793</b>	<b>181 472</b>	<b>177 261</b>
<b>C07A BETA BLOCKING AGENTS</b>	<b>346 545</b>	<b>350 748</b>	<b>355 652</b>	<b>359 141</b>	<b>363 574</b>	<b>49</b>	<b>403</b>	<b>20 242</b>	<b>162 961</b>	<b>179 968</b>	<b>174 105</b>
<b>C07AA Beta blocking agents, non-selective</b>	<b>27 359</b>	<b>25 833</b>	<b>24 967</b>	<b>24 720</b>	<b>24 299</b>	<b>59</b>	<b>150</b>	<b>4 748</b>	<b>10 520</b>	<b>8 881</b>	<b>11 579</b>
C07AA03 pindolol	31	28	28	26	20	70	0	<5	9	9	31
C07AA05 propranolol	16 403	16 540	16 856	17 413	17 616	64	140	4 549	8 127	4 800	7 350
C07AA06 timolol	1 337	636	13	9	10	90	<5	<5	<5	<5	18
C07AA07 sotalol	9 646	8 818	8 082	7 269	6 703	47	<5	185	2 415	4 099	4 061
C07AA12 nadolol	12	13	17	29	39	59	8	25	5	<5	119
<b>C07AB Beta blocking agents, selective</b>	<b>299 225</b>	<b>305 475</b>	<b>311 151</b>	<b>315 104</b>	<b>320 560</b>	<b>49</b>	<b>240</b>	<b>13 546</b>	<b>143 471</b>	<b>163 303</b>	<b>145 695</b>

<sup>1)</sup>The ATC level comprises OTC medicinal products. The number of individuals is registered for prescription sales only.

ATC group C

ATC level	2008	2009	2010	2011	2012	Share of women (%)	2012				Sales in 1000 NOK
	Number of individuals						Number of individuals per age group				
	<15	15-44	45-69	≥70	<15		15-44	45-69	≥70		
C07AB02 metoprolol	244 333	250 953	256 754	261 252	266 647	48	221	11 348	120 115	134 963	124 642
C07AB03 atenolol	42 914	39 561	36 754	33 974	31 783	59	17	1 381	13 484	16 901	8 014
C07AB07 bisoprolol	15 502	18 388	21 004	23 115	25 371	46	<5	973	11 271	13 125	13 039
<b>C07AG Alpha and beta blocking agents</b>	<b>24 683</b>	<b>24 389</b>	<b>23 887</b>	<b>23 378</b>	<b>22 876</b>	<b>45</b>	<b>24</b>	<b>2 305</b>	<b>10 823</b>	<b>9 724</b>	<b>16 831</b>
C07AG01 labetalol	2 173	2 324	2 392	2 447	2 468	81	5	1 548	580	335	2 277
C07AG02 carvedilol	22 530	22 092	21 525	20 958	20 426	41	19	768	10 249	9 390	14 553
<b>C07B BETA BLOCKING AGENTS AND THIAZIDES</b>	<b>5 991</b>	<b>6 057</b>	<b>5 815</b>	<b>5 485</b>	<b>5 212</b>	<b>55</b>	<b>0</b>	<b>270</b>	<b>3 163</b>	<b>1 779</b>	<b>3 156</b>
<b>C07BB Beta blocking agents, selective, and thiazides</b>	<b>5 991</b>	<b>6 057</b>	<b>5 815</b>	<b>5 485</b>	<b>5 212</b>	<b>55</b>	<b>0</b>	<b>270</b>	<b>3 163</b>	<b>1 779</b>	<b>3 156</b>
C07BB07 bisoprolol and thiazides	5 991	6 057	5 815	5 485	5 212	55	0	270	3 163	1 779	3 156
<b>C08 CALCIUM CHANNEL BLOCKERS</b>	<b>208 610</b>	<b>214 671</b>	<b>221 256</b>	<b>224 233</b>	<b>229 861</b>	<b>48</b>	<b>73</b>	<b>9 156</b>	<b>110 219</b>	<b>110 413</b>	<b>147 484</b>
<b>C08C SELECTIVE CALCIUM CHANNEL BLOCKERS WITH MAINLY VASCULAR EFFECTS</b>	<b>185 199</b>	<b>192 742</b>	<b>200 625</b>	<b>205 165</b>	<b>211 928</b>	<b>48</b>	<b>65</b>	<b>8 392</b>	<b>103 503</b>	<b>99 968</b>	<b>129 687</b>
<b>C08CA Dihydropyridine derivatives</b>	<b>185 199</b>	<b>192 742</b>	<b>200 625</b>	<b>205 165</b>	<b>211 928</b>	<b>48</b>	<b>65</b>	<b>8 392</b>	<b>103 503</b>	<b>99 968</b>	<b>129 687</b>
C08CA01 amlodipine	113 649	115 250	119 283	121 607	125 737	46	42	4 246	61 169	60 280	53 934
C08CA02 felodipine	17 106	16 692	16 309	16 008	15 415	51	0	382	6 738	8 295	11 371
C08CA03 isradipine	683	664	620	568	518	55	<5	9	212	296	955
C08CA05 nifedipine	28 302	29 940	31 649	32 708	34 526	49	22	2 577	16 871	15 056	40 428
C08CA06 nimodipine	36	32	44	51	56	54	0	13	39	<5	46
C08CA13 lercanidipine	28 958	33 491	36 038	37 460	39 034	51	<5	1 337	20 132	17 564	22 953
<b>C08D SELECTIVE CALCIUM CHANNEL BLOCKERS WITH DIRECT CARDIAC EFFECTS</b>	<b>24 757</b>	<b>23 260</b>	<b>21 851</b>	<b>20 196</b>	<b>19 100</b>	<b>56</b>	<b>8</b>	<b>792</b>	<b>7 141</b>	<b>11 159</b>	<b>17 797</b>
<b>C08DA Phenylalkylamine derivatives</b>	<b>18 204</b>	<b>17 237</b>	<b>16 444</b>	<b>15 365</b>	<b>14 673</b>	<b>56</b>	<b>8</b>	<b>715</b>	<b>5 469</b>	<b>8 481</b>	<b>9 501</b>
C08DA01 verapamil	18 204	17 237	16 444	15 365	14 673	56	8	715	5 469	8 481	9 501
<b>C08DB Benzothiazepine derivatives</b>	<b>6 633</b>	<b>6 091</b>	<b>5 473</b>	<b>4 875</b>	<b>4 462</b>	<b>55</b>	<b>0</b>	<b>79</b>	<b>1 684</b>	<b>2 699</b>	<b>8 296</b>
C08DB01 diltiazem	6 633	6 091	5 473	4 875	4 462	55	0	79	1 684	2 699	8 296
<b>C09 AGENTS ACTING ON THE RENIN-ANGIOTENSIN SYSTEM</b>	<b>452 974</b>	<b>473 388</b>	<b>498 501</b>	<b>517 053</b>	<b>534 991</b>	<b>48</b>	<b>437</b>	<b>28 634</b>	<b>291 236</b>	<b>214 684</b>	<b>697 864</b>
<b>C09A ACE INHIBITORS, PLAIN</b>	<b>123 584</b>	<b>125 439</b>	<b>130 265</b>	<b>132 249</b>	<b>134 580</b>	<b>41</b>	<b>375</b>	<b>7 268</b>	<b>63 202</b>	<b>63 735</b>	<b>58 498</b>
<b>C09AA ACE inhibitors, plain</b>	<b>123 584</b>	<b>125 439</b>	<b>130 265</b>	<b>132 249</b>	<b>134 580</b>	<b>41</b>	<b>375</b>	<b>7 268</b>	<b>63 202</b>	<b>63 735</b>	<b>58 498</b>
C09AA01 captopril	3 500	3 233	2 858	2 509	2 178	45	160	90	713	1 215	3 975
C09AA02 enalapril	42 623	43 095	45 453	45 871	46 428	46	211	3 043	22 424	20 750	18 352
C09AA03 lisinopril	27 936	27 084	26 749	26 060	25 476	47	<5	1 448	12 445	11 581	11 081
C09AA05 ramipril	50 153	52 684	55 804	58 431	61 100	35	6	2 721	27 854	30 519	24 895

ATC group C

ATC level	2008	2009	2010	2011	2012	Share of women (%)	2012				Sales in 1000 NOK
	Number of individuals						Number of individuals per age group				
	<15	15-44	45-69	≥70	<15		15-44	45-69	≥70		
C09AA10 trandolapril	119	111	92	85	83	23	0	6	44	33	194
<b>C09B ACE INHIBITORS, COMBINATIONS</b>	<b>35 757</b>	<b>35 260</b>	<b>35 985</b>	<b>35 727</b>	<b>35 191</b>	<b>49</b>	<b>&lt;5</b>	<b>1 197</b>	<b>18 012</b>	<b>15 981</b>	<b>26 059</b>
<b>C09BA ACE inhibitors and diuretics</b>	<b>35 757</b>	<b>35 023</b>	<b>35 193</b>	<b>34 459</b>	<b>33 691</b>	<b>49</b>	<b>&lt;5</b>	<b>1 106</b>	<b>17 141</b>	<b>15 443</b>	<b>24 254</b>
C09BA02 enalapril and diuretics	20 161	20 154	20 520	20 244	20 030	48	<5	719	10 335	8 975	15 189
C09BA03 lisinopril and diuretics	15 625	14 889	14 697	14 237	13 702	49	0	388	6 828	6 486	9 066
<b>C09BB ACE inhibitors and calcium channel blockers</b>	<b>0</b>	<b>259</b>	<b>820</b>	<b>1 307</b>	<b>1 533</b>	<b>45</b>	<b>0</b>	<b>93</b>	<b>890</b>	<b>550</b>	<b>1 804</b>
C09BB02 enalapril and lercanidipine	0	259	820	1 307	1 533	45	0	93	890	550	1 804
<b>C09C ANGIOTENSIN II ANTAGONISTS, PLAIN</b>	<b>162 375</b>	<b>168 742</b>	<b>180 140</b>	<b>187 470</b>	<b>197 152</b>	<b>51</b>	<b>86</b>	<b>14 228</b>	<b>111 285</b>	<b>71 553</b>	<b>256 856</b>
<b>C09CA Angiotensin II antagonists, plain</b>	<b>162 375</b>	<b>168 742</b>	<b>180 140</b>	<b>187 470</b>	<b>197 152</b>	<b>51</b>	<b>86</b>	<b>14 228</b>	<b>111 285</b>	<b>71 553</b>	<b>256 856</b>
C09CA01 losartan	44 127	42 955	51 872	57 364	61 555	51	35	3 836	34 114	23 570	38 193
C09CA02 eprosartan	2 386	2 322	2 063	1 785	1 601	52	0	54	726	821	3 129
C09CA03 valsartan	20 016	20 380	20 748	22 462	25 144	47	0	1 656	14 555	8 933	29 423
C09CA04 irbesartan	23 422	22 328	21 419	20 347	19 729	50	<5	907	11 227	7 594	39 468
C09CA06 candesartan	67 536	74 704	78 234	79 742	83 507	53	47	7 451	47 274	28 735	130 946
C09CA07 telmisartan	5 222	5 866	5 988	5 977	5 825	44	0	338	3 423	2 064	12 375
C09CA08 olmesartan medoxomil	1 539	1 751	1 680	1 642	1 640	50	<5	145	1 013	479	3 322
<b>C09D ANGIOTENSIN II ANTAGONISTS, COMBINATIONS</b>	<b>172 489</b>	<b>184 232</b>	<b>195 551</b>	<b>202 970</b>	<b>210 260</b>	<b>49</b>	<b>&lt;5</b>	<b>8 297</b>	<b>122 298</b>	<b>79 664</b>	<b>356 224</b>
<b>C09DA Angiotensin II antagonists and diuretics</b>	<b>168 660</b>	<b>174 848</b>	<b>179 893</b>	<b>180 857</b>	<b>181 843</b>	<b>51</b>	<b>&lt;5</b>	<b>6 478</b>	<b>104 187</b>	<b>71 177</b>	<b>277 942</b>
C09DA01 losartan and diuretics	64 598	63 952	66 088	66 981	67 478	53	<5	2 219	37 118	28 140	49 994
C09DA02 eprosartan and diuretics	1 840	2 042	1 924	1 774	1 661	48	0	54	889	718	3 569
C09DA03 valsartan and diuretics	24 767	25 424	25 643	25 522	25 924	49	0	992	15 106	9 826	43 312
C09DA04 irbesartan and diuretics	31 288	31 418	30 818	29 807	28 619	50	0	794	16 166	11 659	66 770
C09DA06 candesartan and diuretics	43 908	48 685	51 649	52 876	54 252	50	0	2 272	32 537	19 443	102 210
C09DA07 telmisartan and diuretics	3 320	3 724	3 991	3 940	3 818	41	0	146	2 337	1 335	9 779
C09DA08 olmesartan medoxomil and diuretics	813	1 144	1 124	1 146	1 116	49	0	42	700	374	2 308
<b>C09DB Angiotensin II antagonists and calcium channel blockers</b>	<b>5 351</b>	<b>11 764</b>	<b>16 484</b>	<b>18 665</b>	<b>21 164</b>	<b>41</b>	<b>0</b>	<b>1 350</b>	<b>13 400</b>	<b>6 414</b>	<b>46 202</b>
C09DB01 valsartan and amlodipine	5 351	11 764	16 483	18 494	20 892	41	0	1 323	13 226	6 343	45 572
C09DB02 olmesartan medoxomil and amlodipine	0	0	<5	185	277	40	0	28	177	72	630
<b>C09DX Angiotensin II antagonists, other combinations</b>	<b>0</b>	<b>0</b>	<b>4 017</b>	<b>8 368</b>	<b>12 224</b>	<b>38</b>	<b>0</b>	<b>775</b>	<b>7 855</b>	<b>3 594</b>	<b>32 080</b>
C09DX01 valsartan, amlodipine and hydrochlorothiazide	0	0	4 017	8 368	12 224	38	0	775	7 855	3 594	32 080

## ATC group C

ATC level	2008	2009	2010	2011	2012	Share of women (%)	2012				Sales in 1000 NOK
	Number of individuals						Number of individuals per age group				
	<15	15-44	45-69	≥70	<15		15-44	45-69	≥70		
<b>C09X OTHER AGENTS ACTING ON THE RENIN-ANGIOTENSIN SYSTEM</b>	<b>47</b>	<b>93</b>	<b>93</b>	<b>84</b>	<b>78</b>	<b>40</b>	<b>0</b>	<b>&lt;5</b>	<b>50</b>	<b>24</b>	<b>226</b>
<b>C09XA Renin-inhibitors</b>	<b>47</b>	<b>93</b>	<b>93</b>	<b>84</b>	<b>78</b>	<b>40</b>	<b>0</b>	<b>&lt;5</b>	<b>50</b>	<b>24</b>	<b>226</b>
C09XA02 aliskiren	47	93	92	84	78	40	0	<5	50	24	226
C09XA52 aliskiren and hydrochlorothiazide	0	0	<5	0	0	-	0	0	0	0	0
<b>C10 LIPID MODIFYING AGENTS</b>	<b>426 023</b>	<b>452 790</b>	<b>478 362</b>	<b>495 451</b>	<b>503 792</b>	<b>46</b>	<b>140</b>	<b>21 097</b>	<b>277 221</b>	<b>205 334</b>	<b>425 910</b>
<b>C10A LIPID MODIFYING AGENTS, PLAIN</b>	<b>425 411</b>	<b>452 090</b>	<b>477 639</b>	<b>494 337</b>	<b>501 407</b>	<b>46</b>	<b>140</b>	<b>21 008</b>	<b>275 643</b>	<b>204 616</b>	<b>414 305</b>
<b>C10AA HMG CoA reductase inhibitors</b>	<b>421 813</b>	<b>447 810</b>	<b>472 860</b>	<b>488 704</b>	<b>494 804</b>	<b>46</b>	<b>124</b>	<b>20 233</b>	<b>271 846</b>	<b>202 601</b>	<b>312 627</b>
C10AA01 simvastatin	348 045	356 768	349 782	336 480	314 174	47	21	10 729	161 726	141 698	129 817
C10AA02 lovastatin	1 715	1 424	1 260	1 134	1 048	57	0	16	408	624	1 633
C10AA03 pravastatin	23 056	22 329	21 340	20 827	20 320	49	6	468	9 745	10 101	22 197
C10AA04 fluvastatin	7 268	7 465	7 510	7 474	7 443	47	<5	544	4 303	2 595	12 232
C10AA05 atorvastatin	59 209	79 686	112 783	140 852	166 510	44	74	8 714	104 759	52 963	126 152
C10AA07 rosuvastatin	355	571	2 115	4 420	6 708	45	23	738	4 584	1 363	20 595
<b>C10AB Fibrates</b>	<b>328</b>	<b>317</b>	<b>331</b>	<b>317</b>	<b>314</b>	<b>30</b>	<b>&lt;5</b>	<b>61</b>	<b>223</b>	<b>29</b>	<b>1 749</b>
C10AB02 bezafibrate	70	64	58	49	50	36	0	<5	39	7	174
C10AB04 gemfibrozil	105	101	104	103	93	28	0	14	66	13	920
C10AB05 fenofibrate	156	154	170	167	173	29	<5	43	120	9	656
<b>C10AC Bile acid sequestrants</b>	<b>2 134</b>	<b>2 090</b>	<b>2 238</b>	<b>2 413</b>	<b>2 438</b>	<b>54</b>	<b>13</b>	<b>491</b>	<b>1 323</b>	<b>611</b>	<b>7 818</b>
C10AC01 colestyramine	1 563	1 566	1 686	1 817	1 795	58	12	426	904	453	2 274
C10AC02 colestipol	384	308	292	273	280	44	<5	15	156	108	743
C10AC04 colesevelam	204	237	280	351	406	43	0	57	291	58	4 801
<b>C10AD Nicotinic acid and derivatives</b>	<b>234</b>	<b>285</b>	<b>396</b>	<b>391</b>	<b>350</b>	<b>26</b>	<b>0</b>	<b>46</b>	<b>264</b>	<b>40</b>	<b>1 451</b>
C10AD02 nicotinic acid	216	218	153	107	30	30	0	5	22	<5	473
C10AD06 acipimox	20	11	12	9	9	22	0	0	8	<5	50
C10AD52 nicotinic acid, combinations	0	69	249	301	314	25	0	42	236	36	929
<b>C10AX Other lipid modifying agents</b>	<b>12 591</b>	<b>14 589</b>	<b>16 505</b>	<b>19 315</b>	<b>22 152</b>	<b>43</b>	<b>&lt;5</b>	<b>1 758</b>	<b>14 895</b>	<b>5 495</b>	<b>90 659</b>
C10AX06 omega-3-triglycerides incl. other esters and acids	2 417	2 754	3 038	3 591	3 988	30	<5	585	2 851	550	25 873
C10AX09 ezetimibe	10 425	12 126	13 819	16 166	18 703	45	<5	1 215	12 471	5 015	64 786
<b>C10B LIPID MODIFYING AGENTS, COMBINATIONS</b>	<b>&lt;5</b>	<b>0</b>	<b>81</b>	<b>1 370</b>	<b>2 661</b>	<b>40</b>	<b>0</b>	<b>138</b>	<b>1 791</b>	<b>732</b>	<b>9 017</b>
<b>C10BA HMG CoA reductase inhibitors in combination with other lipid modifying agents</b>	<b>&lt;5</b>	<b>0</b>	<b>81</b>	<b>1 370</b>	<b>2 661</b>	<b>40</b>	<b>0</b>	<b>138</b>	<b>1 791</b>	<b>732</b>	<b>9 017</b>
C10BA02 simvastatin and ezetimibe	<5	0	81	1 370	2 661	40	0	138	1 791	732	9 017

## 2.8 ATC group D – Dermatologicals

ATC level	2008	2009	2010	2011	2012	Share of women (%)	2012				Sales in 1000 NOK
	Number of individuals						Number of individuals per age group				
	<15	15-44	45-69	≥70	<15		15-44	45-69	≥70		
<b>D DERMATOLOGICALS</b>	<b>589 450</b>	<b>587 812</b>	<b>611 440</b>	<b>624 493</b>	<b>628 955</b>	<b>54</b>	<b>76 390</b>	<b>237 819</b>	<b>212 640</b>	<b>102 106</b>	<b>235 358</b>
<b>D01 ANTIFUNGALS FOR DERMATOLOGICAL USE</b>	<b>113 854</b>	<b>111 682</b>	<b>116 703</b>	<b>120 515</b>	<b>120 328</b>	<b>47</b>	<b>11 029</b>	<b>44 592</b>	<b>44 169</b>	<b>20 538</b>	<b>30 895</b>
<b>D01A ANTIFUNGALS FOR TOPICAL USE</b>	<b>98 958</b>	<b>96 750</b>	<b>101 082</b>	<b>105 109</b>	<b>104 211</b>	<b>48</b>	<b>10 771</b>	<b>38 328</b>	<b>36 418</b>	<b>18 694</b>	<b>16 014</b>
<b>D01AA Antibiotics</b>	<b>3 467</b>	<b>219</b>	<b>54</b>	<b>52</b>	<b>36</b>	<b>81</b>	<b>&lt;5</b>	<b>20</b>	<b>7</b>	<b>5</b>	<b>7</b>
D01AA01 nystatin	3 467	219	54	52	36	81	<5	20	7	5	7
<b>D01AC Imidazole and triazole derivatives</b>	<b>73 508</b>	<b>74 998</b>	<b>79 238</b>	<b>83 294</b>	<b>82 436</b>	<b>48</b>	<b>8 769</b>	<b>29 659</b>	<b>28 475</b>	<b>15 533</b>	<b>10 378</b>
D01AC01 clotrimazole <sup>1)</sup>	8 369	8 811	9 516	8 746	7 893	52	1 076	2 754	2 109	1 954	1 185
D01AC02 miconazole <sup>1)</sup>	1 927	1 880	2 121	2 193	1 909	46	256	664	645	344	309
D01AC03 econazole <sup>1)</sup>	2 197	2 177	1 119	588	691	61	34	127	230	300	88
D01AC08 ketoconazole <sup>1)</sup>	15 005	14 992	15 121	16 258	16 162	41	1 023	7 241	5 739	2 159	2 691
D01AC20 combinations <sup>1)</sup>	49 639	50 909	55 208	59 481	59 415	49	6 671	20 211	20 957	11 576	6 105
D01AC60 bifonazole, combinations	<5	0	0	0	0	-	0	0	0	0	0
<b>D01AE Other antifungals for topical use</b>	<b>24 966</b>	<b>24 330</b>	<b>24 671</b>	<b>24 755</b>	<b>24 760</b>	<b>46</b>	<b>2 250</b>	<b>9 785</b>	<b>9 000</b>	<b>3 725</b>	<b>5 628</b>
D01AE02 methyrosaniline <sup>1)</sup>	716	696	694	751	687	54	172	168	188	159	75
D01AE14 ciclopirox <sup>1)</sup>	14	<5	<5	13	47	55	6	23	12	6	9
D01AE15 terbinafine <sup>1)</sup>	17 148	16 909	17 514	17 812	18 128	43	1 804	7 785	5 984	2 555	3 074
D01AE16 amorolfine	7 481	7 081	6 829	6 520	6 226	55	286	1 929	2 959	1 052	2 470
<b>D01B ANTIFUNGALS FOR SYSTEMIC USE</b>	<b>18 326</b>	<b>18 300</b>	<b>19 232</b>	<b>19 020</b>	<b>19 723</b>	<b>40</b>	<b>375</b>	<b>7 809</b>	<b>9 301</b>	<b>2 238</b>	<b>14 881</b>
<b>D01BA Antifungals for systemic use</b>	<b>18 326</b>	<b>18 300</b>	<b>19 232</b>	<b>19 020</b>	<b>19 723</b>	<b>40</b>	<b>375</b>	<b>7 809</b>	<b>9 301</b>	<b>2 238</b>	<b>14 881</b>
D01BA01 griseofulvin	16	19	15	19	21	48	19	<5	0	0	10
D01BA02 terbinafine	18 314	18 285	19 222	19 009	19 705	40	359	7 807	9 301	2 238	14 871
<b>D02 EMOLLIENTS AND PROTECTIVES</b>	<b>1 750</b>	<b>1 841</b>	<b>2 223</b>	<b>2 338</b>	<b>2 503</b>	<b>51</b>	<b>381</b>	<b>848</b>	<b>803</b>	<b>471</b>	<b>921</b>
<b>D02A EMOLLIENTS AND PROTECTIVES</b>	<b>1 750</b>	<b>1 841</b>	<b>2 223</b>	<b>2 338</b>	<b>2 503</b>	<b>51</b>	<b>381</b>	<b>848</b>	<b>803</b>	<b>471</b>	<b>921</b>
<b>D02AB Zinc products<sup>1)</sup></b>	<b>10</b>	<b>6</b>	<b>10</b>	<b>15</b>	<b>6</b>	<b>50</b>	<b>0</b>	<b>&lt;5</b>	<b>&lt;5</b>	<b>&lt;5</b>	<b>1</b>
<b>D02AE Carbamide products</b>	<b>459</b>	<b>670</b>	<b>859</b>	<b>971</b>	<b>1 173</b>	<b>53</b>	<b>146</b>	<b>438</b>	<b>338</b>	<b>251</b>	<b>610</b>
D02AE01 carbamide <sup>1)</sup>	459	670	859	971	1 173	53	146	438	338	251	610
<b>D02AF Salicylic acid preparations</b>	<b>1 197</b>	<b>1 048</b>	<b>1 229</b>	<b>1 206</b>	<b>1 154</b>	<b>50</b>	<b>128</b>	<b>373</b>	<b>449</b>	<b>204</b>	<b>176</b>
<b>D02AX Other emollients and protectives</b>	<b>93</b>	<b>125</b>	<b>148</b>	<b>168</b>	<b>221</b>	<b>49</b>	<b>122</b>	<b>51</b>	<b>29</b>	<b>19</b>	<b>134</b>
<b>D03 PREPARATIONS FOR TREATMENT OF WOUNDS AND ULCERS</b>	<b>143</b>	<b>91</b>	<b>60</b>	<b>68</b>	<b>80</b>	<b>49</b>	<b>5</b>	<b>10</b>	<b>33</b>	<b>32</b>	<b>20</b>
<b>D03A CICATRIZANTS</b>	<b>143</b>	<b>91</b>	<b>60</b>	<b>68</b>	<b>80</b>	<b>49</b>	<b>5</b>	<b>10</b>	<b>33</b>	<b>32</b>	<b>20</b>

<sup>1)</sup>The ATC level comprises OTC medicinal products. The number of individuals is registered for prescription sales only.



ATC group D

ATC level	2008	2009	2010	2011	2012	Share of women (%)	2012				Sales in 1000 NOK
	Number of individuals						Number of individuals per age group				
	<15	15-44	45-69	≥70	<15		15-44	45-69	≥70		
<b>D03AA Cod-liver oil ointments</b>	54	7	0	0	0	-	0	0	0	0	0
<b>D03AX Other cicatrizants</b>	89	84	60	68	80	49	5	10	33	32	20
D03AX03 dexpanthenol	89	84	60	68	80	49	5	10	33	32	20
<b>D04 ANTIPRURITICS, INCL. ANTIHISTAMINES, ANESTHETICS, ETC.</b>	3 195	3 676	3 871	4 259	4 297	66	497	1 723	1 181	896	829
<b>D04A ANTIPRURITICS, INCL. ANTIHISTAMINES, ANESTHETICS, ETC.</b>	3 195	3 676	3 871	4 259	4 297	66	497	1 723	1 181	896	829
<b>D04AA Antihistamines for topical use</b>	<5	<5	0	<5	8	75	<5	<5	<5	<5	6
D04AA02 mepyramine	<5	0	0	0	0	-	0	0	0	0	0
D04AA13 dimetindene	<5	<5	0	<5	8	75	<5	<5	<5	<5	6
<b>D04AB Anesthetics for topical use</b>	2 094	2 637	2 798	3 097	3 650	68	373	1 586	1 034	657	751
D04AB01 lidocaine <sup>1)</sup>	2 094	2 637	2 798	3 097	3 650	68	373	1 586	1 034	657	751
<b>D04AX Other antipruritics</b>	1 119	1 052	1 093	1 169	662	57	125	141	154	242	73
<b>D05 ANTIPSORIATICS</b>	26 570	27 497	29 930	31 269	31 690	45	487	9 644	16 319	5 240	46 972
<b>D05A ANTIPSORIATICS FOR TOPICAL USE</b>	25 328	26 165	28 654	29 921	30 239	45	481	9 337	15 400	5 021	39 093
<b>D05AA Tars<sup>1)</sup></b>	1 007	980	1 044	1 017	900	60	75	279	325	221	230
<b>D05AC Antracen derivatives</b>	15	11	9	7	<5	33	<5	0	<5	<5	1
D05AC01 dithranol	15	11	9	7	<5	33	<5	0	<5	<5	1
<b>D05AD Psoralens for topical use</b>	10	6	<5	0	0	-	0	0	0	0	0
D05AD01 trioxysalen	10	6	<5	0	0	-	0	0	0	0	0
<b>D05AX Other antipsoriatics for topical use</b>	24 515	25 359	27 804	29 076	29 508	45	406	9 125	15 155	4 822	38 862
D05AX02 calcipotriol	9 932	8 744	8 029	5 640	2 223	40	24	514	1 225	460	1 103
D05AX03 calcitriol	1 125	1 084	1 127	1 092	1 170	49	30	322	629	189	827
D05AX52 calcipotriol, combinations	17 660	19 312	22 343	25 237	27 735	45	376	8 729	14 178	4 452	36 933
<b>D05B ANTIPSORIATICS FOR SYSTEMIC USE</b>	1 765	1 886	1 880	1 943	2 106	43	6	487	1 302	311	7 880
<b>D05BA Psoralens for systemic use</b>	35	34	40	32	26	46	0	9	13	<5	23
D05BA02 methoxsalen	29	33	35	29	26	46	0	9	13	<5	23
D05BA03 bergapten	7	<5	5	<5	0	-	0	0	0	0	0
<b>D05BB Retinoids for treatment of psoriasis</b>	1 709	1 819	1 808	1 866	2 019	43	6	454	1 257	302	5 447
D05BB02 acitretin	1 709	1 819	1 808	1 866	2 019	43	6	454	1 257	302	5 447
<b>D05BX Other antipsoriatics for systemic use</b>	25	41	42	50	71	39	0	28	38	5	2 410
D05BX51 fumaric acid derivatives, combinations	25	41	42	50	71	39	0	28	38	5	2 410

<sup>1)</sup>The ATC level comprises OTC medicinal products. The number of individuals is registered for prescription sales only.

ATC group D

ATC level	2008	2009	2010	2011	2012	Share of women (%)	2012				Sales in 1000 NOK
	Number of individuals						Number of individuals per age group				
	<15	15-44	45-69	≥70	<15		15-44	45-69	≥70		
<b>D06 ANTIBIOTICS AND CHEMOTHERAPEUTICS FOR DERMATOLOGICAL USE</b>	108 179	105 182	111 213	113 829	110 220	58	13 393	44 931	34 713	17 183	22 713
<b>D06A ANTIBIOTICS FOR TOPICAL USE</b>	57 269	54 026	58 829	61 008	58 208	56	11 228	18 497	18 127	10 356	5 123
<b>D06AA Tetracycline and derivatives</b>	2 844	2 682	2 729	2 878	2 916	56	374	868	1 077	597	368
D06AA02 chlortetracycline	16	23	19	28	27	44	<5	12	10	<5	9
D06AA03 oxytetracycline	2 828	2 659	2 710	2 850	2 891	56	373	856	1 069	593	359
<b>D06AX Other antibiotics for topical use</b>	54 594	51 499	56 239	58 299	55 451	56	10 874	17 683	17 102	9 792	4 755
D06AX01 fusidic acid	52 409	49 106	53 684	55 137	52 776	56	9 914	16 874	16 584	9 404	4 367
D06AX05 bacitracin	1 972	1 802	1 739	2 378	1 961	50	614	611	396	340	241
D06AX09 mupirocin	19	17	14	31	40	60	9	20	8	<5	8
D06AX13 retapamulin	374	746	1 008	1 005	867	56	407	227	155	78	138
<b>D06B CHEMOTHERAPEUTICS FOR TOPICAL USE</b>	52 801	53 024	54 414	54 942	53 937	61	2 300	27 197	17 220	7 220	17 590
<b>D06BA Sulfonamides</b>	3 491	3 202	3 373	3 410	3 549	53	605	1 199	1 083	662	526
D06BA01 silver sulfadiazine	3 491	3 202	3 373	3 410	3 549	53	605	1 199	1 083	662	526
<b>D06BB Antivirals</b>	41 381	41 307	41 885	40 813	38 973	59	1 515	21 842	10 765	4 851	15 188
D06BB03 aciclovir <sup>1)</sup>	20 673	20 098	19 696	18 274	16 749	72	1 051	7 824	6 245	1 629	2 803
D06BB04 podophyllotoxin	13 170	13 402	13 567	13 738	12 921	46	135	11 559	1 170	57	2 761
D06BB06 penciclovir <sup>1)</sup>	5 031	4 000	3 349	2 738	1 885	70	82	761	792	250	378
D06BB10 imiquimod	3 407	4 705	6 196	7 040	8 404	53	257	2 515	2 682	2 950	9 246
D06BB11 docosanol	6	<5	0	0	0	-	0	0	0	0	0
<b>D06BX Other chemotherapeutics</b>	8 151	8 721	9 426	11 017	11 719	68	185	4 275	5 500	1 759	1 875
D06BX01 metronidazole	8 151	8 721	9 426	11 017	11 719	68	185	4 275	5 500	1 759	1 875
<b>D07 CORTICOSTEROIDS, DERMATOLOGICAL PREPARATIONS</b>	349 460	347 215	359 113	361 203	363 604	54	50 502	112 261	131 827	69 014	80 509
<b>D07A CORTICOSTEROIDS, PLAIN</b>	285 574	286 433	299 004	300 645	309 061	55	45 086	94 992	110 582	58 401	62 344
<b>D07AA Corticosteroids, weak (group I)</b>	27 439	26 763	28 352	28 849	29 943	55	12 978	8 072	5 282	3 611	3 513
D07AA02 hydrocortisone <sup>1)</sup>	27 439	26 763	28 352	28 849	29 943	55	12 978	8 072	5 282	3 611	3 513
<b>D07AB Corticosteroids, moderately potent (group II)</b>	95 779	96 512	102 087	102 552	101 418	55	23 183	30 541	30 188	17 506	13 653
D07AB02 hydrocortisone butyrate	64 610	64 889	67 907	70 580	96 967	55	22 518	29 405	28 446	16 598	13 016
D07AB08 desonide	32 620	33 079	35 702	33 950	5 819	52	908	1 444	2 269	1 198	636
<b>D07AC Corticosteroids, potent (group III)</b>	154 910	153 609	158 099	157 096	164 253	54	16 662	52 893	61 606	33 092	33 425
D07AC01 betamethasone	52 701	50 086	52 441	54 076	58 061	54	3 624	18 633	23 359	12 445	7 710

<sup>1)</sup>The ATC level comprises OTC medicinal products. The number of individuals is registered for prescription sales only.

ATC group D

ATC level	2008	2009	2010	2011	2012	Share of women (%)	2012				Sales in 1000 NOK
	Number of individuals						Number of individuals per age group				
	<15	15-44	45-69	≥70	<15		15-44	45-69	≥70		
D07AC03 desoximetasone	13 814	13 853	13 701	12 998	12 647	53	533	3 490	5 549	3 075	4 816
D07AC04 fluocinolone acetonide	7 162	6 572	6 500	6 008	5 844	53	194	1 237	2 652	1 761	1 065
D07AC08 fluocinonide	872	792	724	670	601	50	9	113	307	172	113
D07AC13 mometasone	71 674	74 342	78 920	78 528	82 615	54	10 993	27 724	28 672	15 226	16 551
D07AC17 fluticasone	16 949	15 468	13 078	11 896	12 032	54	1 965	4 076	3 843	2 148	3 169
<b>D07AD Corticosteroids, very potent (group IV)</b>	<b>48 233</b>	<b>49 945</b>	<b>52 825</b>	<b>54 584</b>	<b>57 304</b>	<b>56</b>	<b>1 779</b>	<b>17 359</b>	<b>26 948</b>	<b>11 218</b>	<b>11 753</b>
D07AD01 clobetasol	48 233	49 945	52 825	54 584	57 304	56	1 779	17 359	26 948	11 218	11 753
<b>D07B CORTICOSTEROIDS, COMBINATIONS WITH ANTISEPTICS</b>	<b>41 193</b>	<b>37 064</b>	<b>36 056</b>	<b>37 823</b>	<b>29 301</b>	<b>49</b>	<b>3 019</b>	<b>9 020</b>	<b>11 115</b>	<b>6 147</b>	<b>3 019</b>
<b>D07BB Corticosteroids, moderately potent, combinations with antiseptics</b>	<b>29 399</b>	<b>17 785</b>	<b>15 445</b>	<b>15 218</b>	<b>194</b>	<b>51</b>	<b>37</b>	<b>49</b>	<b>62</b>	<b>46</b>	<b>24</b>
D07BB02 desonide and antiseptics	13 954	17 619	15 445	15 217	194	51	37	49	62	46	24
D07BB03 triamcinolone and antiseptics	<5	0	0	<5	0	-	0	0	0	0	0
D07BB04 hydrocortisone butyrate and antiseptics	15 968	193	0	0	0	-	0	0	0	0	0
<b>D07BC Corticosteroids, potent, combinations with antiseptics</b>	<b>13 184</b>	<b>20 114</b>	<b>21 373</b>	<b>23 508</b>	<b>29 135</b>	<b>49</b>	<b>2 988</b>	<b>8 975</b>	<b>11 063</b>	<b>6 109</b>	<b>2 996</b>
D07BC01 betamethasone and antiseptics	9 686	17 301	18 864	21 243	26 780	49	2 789	8 334	10 054	5 603	2 770
D07BC02 fluocinolone acetonide and antiseptics	3 872	2 918	2 601	2 358	2 463	48	206	670	1 054	533	226
<b>D07C CORTICOSTEROIDS, COMBINATIONS WITH ANTIBIOTICS</b>	<b>26 606</b>	<b>26 357</b>	<b>26 769</b>	<b>26 158</b>	<b>26 106</b>	<b>54</b>	<b>5 096</b>	<b>7 674</b>	<b>8 539</b>	<b>4 797</b>	<b>3 243</b>
<b>D07CA Corticosteroids, weak, combinations with antibiotics</b>	<b>25 877</b>	<b>26 351</b>	<b>26 768</b>	<b>26 158</b>	<b>26 102</b>	<b>54</b>	<b>5 096</b>	<b>7 672</b>	<b>8 538</b>	<b>4 796</b>	<b>3 242</b>
D07CA01 hydrocortisone and antibiotics	25 877	26 351	26 768	26 158	26 102	54	5 096	7 672	8 538	4 796	3 242
<b>D07CC Corticosteroids, potent, combinations with antibiotics</b>	<b>768</b>	<b>6</b>	<b>&lt;5</b>	<b>0</b>	<b>5</b>	<b>60</b>	<b>0</b>	<b>&lt;5</b>	<b>&lt;5</b>	<b>&lt;5</b>	<b>2</b>
D07CC01 betamethasone and antibiotics	768	6	<5	0	<5	50	0	<5	<5	<5	1
D07CC05 fluocinonide and antibiotics	0	0	0	0	<5	100	0	<5	0	0	1
<b>D07X CORTICOSTEROIDS, OTHER COMBINATIONS</b>	<b>27 135</b>	<b>26 626</b>	<b>26 439</b>	<b>25 912</b>	<b>26 232</b>	<b>49</b>	<b>784</b>	<b>8 835</b>	<b>11 591</b>	<b>5 022</b>	<b>11 902</b>
<b>D07XB Corticosteroids, moderately potent, other combinations</b>	<b>556</b>	<b>0</b>	<b>0</b>	<b>0</b>	<b>0</b>	<b>-</b>	<b>0</b>	<b>0</b>	<b>0</b>	<b>0</b>	<b>0</b>
D07XB02 triamcinolone	556	0	0	0	0	-	0	0	0	0	0

ATC group D

ATC level	2008	2009	2010	2011	2012	Share of women (%)	2012				Sales in 1000 NOK
	Number of individuals						Number of individuals per age group				
	<15	15-44	45-69	≥70	<15		15-44	45-69	≥70		
<b>D07XC Corticosteroids, potent, other combinations</b>	<b>26 672</b>	<b>26 626</b>	<b>26 439</b>	<b>25 912</b>	<b>26 232</b>	<b>49</b>	<b>784</b>	<b>8 835</b>	<b>11 591</b>	<b>5 022</b>	<b>11 902</b>
D07XC01 betamethasone	26 672	26 626	26 439	25 912	26 232	49	784	8 835	11 591	5 022	11 902
<b>D08 ANTISEPTICS AND DISINFECTANTS</b>	<b>18 291</b>	<b>18 621</b>	<b>19 280</b>	<b>19 088</b>	<b>19 058</b>	<b>59</b>	<b>3 079</b>	<b>7 658</b>	<b>6 135</b>	<b>2 186</b>	<b>2 560</b>
<b>D08A ANTISEPTICS AND DISINFECTANTS<sup>1)</sup></b>	<b>18 291</b>	<b>18 621</b>	<b>19 280</b>	<b>19 088</b>	<b>19 058</b>	<b>59</b>	<b>3 079</b>	<b>7 658</b>	<b>6 135</b>	<b>2 186</b>	<b>2 560</b>
<b>D08AB Aluminium agents</b>	<b>265</b>	<b>285</b>	<b>278</b>	<b>338</b>	<b>411</b>	<b>47</b>	<b>142</b>	<b>110</b>	<b>114</b>	<b>45</b>	<b>64</b>
<b>D08AC Biguanides and amidines</b>	<b>14 689</b>	<b>15 171</b>	<b>15 910</b>	<b>15 689</b>	<b>15 682</b>	<b>61</b>	<b>2 121</b>	<b>6 676</b>	<b>5 235</b>	<b>1 650</b>	<b>2 012</b>
D08AC01 dibrompropamide <sup>1)</sup>	5 342	5 115	5 282	3 802	4 662	52	1 562	1 420	918	762	518
D08AC02 chlorhexidine <sup>1)</sup>	9 595	10 315	10 883	12 095	11 235	65	651	5 333	4 341	910	1 494
<b>D08AG Iodine products</b>	<b>53</b>	<b>54</b>	<b>74</b>	<b>62</b>	<b>85</b>	<b>54</b>	<b>11</b>	<b>11</b>	<b>28</b>	<b>35</b>	<b>18</b>
D08AG01 iodine/octylphenoxyglycoether <sup>1)</sup>	15	5	<5	0	0	-	0	0	0	0	0
D08AG02 povidone-iodine	0	20	31	26	56	48	<5	8	17	27	15
D08AG03 iodine <sup>1)</sup>	38	29	42	36	29	66	7	<5	11	8	3
<b>D08AJ Quaternary ammonium compounds</b>	<b>147</b>	<b>135</b>	<b>151</b>	<b>173</b>	<b>131</b>	<b>49</b>	<b>17</b>	<b>31</b>	<b>40</b>	<b>43</b>	<b>52</b>
D08AJ03 cetylpyridinium <sup>1)</sup>	147	135	151	173	131	49	17	31	40	43	52
<b>D08AL Silver compounds</b>	<b>0</b>	<b>0</b>	<b>&lt;5</b>	<b>&lt;5</b>	<b>&lt;5</b>	<b>50</b>	<b>&lt;5</b>	<b>&lt;5</b>	<b>&lt;5</b>	<b>0</b>	<b>3</b>
D08AL01 silver nitrate	0	0	<5	<5	<5	50	<5	<5	<5	0	3
<b>D08AX Other antiseptics and disinfectants</b>	<b>3 292</b>	<b>3 131</b>	<b>3 022</b>	<b>2 970</b>	<b>2 884</b>	<b>52</b>	<b>847</b>	<b>865</b>	<b>740</b>	<b>432</b>	<b>411</b>
D08AX01 hydrogen peroxide <sup>1)</sup>	2 223	2 059	1 829	1 740	1 657	54	517	523	385	232	182
D08AX06 potassium permanganate <sup>1)</sup>	1 090	1 095	1 207	1 240	1 238	50	335	346	357	200	230
<b>D09 MEDICATED DRESSINGS</b>	<b>2 077</b>	<b>1 937</b>	<b>1 913</b>	<b>1 848</b>	<b>1 761</b>	<b>57</b>	<b>120</b>	<b>390</b>	<b>582</b>	<b>669</b>	<b>503</b>
<b>D09A Medicated dressings with anti-infectives</b>	<b>2 077</b>	<b>1 937</b>	<b>1 913</b>	<b>1 848</b>	<b>1 678</b>	<b>58</b>	<b>118</b>	<b>385</b>	<b>555</b>	<b>620</b>	<b>235</b>
D09AA02 fusidic acid	2 077	1 937	1 913	1 848	1 678	58	118	385	555	620	235
<b>D09AB Zinc bandages</b>	<b>0</b>	<b>0</b>	<b>0</b>	<b>0</b>	<b>84</b>	<b>51</b>	<b>&lt;5</b>	<b>5</b>	<b>27</b>	<b>50</b>	<b>269</b>
D09AB01 zinc bandage without supplements	0	0	0	0	84	51	<5	5	27	50	269
<b>D10 ANTI-ACNE PREPARATIONS</b>	<b>48 261</b>	<b>51 472</b>	<b>54 317</b>	<b>60 886</b>	<b>66 617</b>	<b>65</b>	<b>4 033</b>	<b>49 171</b>	<b>10 623</b>	<b>2 790</b>	<b>33 690</b>
<b>D10A ANTI-ACNE PREPARATIONS FOR TOPICAL USE</b>	<b>45 378</b>	<b>47 904</b>	<b>50 390</b>	<b>56 374</b>	<b>61 511</b>	<b>66</b>	<b>3 923</b>	<b>44 426</b>	<b>10 383</b>	<b>2 779</b>	<b>18 100</b>
<b>D10AD Retinoids for topical use in acne</b>	<b>21 578</b>	<b>24 388</b>	<b>27 056</b>	<b>32 174</b>	<b>35 937</b>	<b>66</b>	<b>2 581</b>	<b>27 519</b>	<b>4 340</b>	<b>1 497</b>	<b>11 184</b>
D10AD01 tretinoin	9 451	9 888	10 547	10 221	10 953	78	382	5 859	3 403	1 309	1 092
D10AD02 retinol	97	117	170	176	185	59	27	49	90	19	68
D10AD03 adapalene	10 560	8 449	7 113	6 598	5 944	65	488	4 883	427	146	1 291

<sup>1)</sup>The ATC level comprises OTC medicinal products. The number of individuals is registered for prescription sales only.

## ATC group D

ATC level	2008	2009	2010	2011	2012	Share of women (%)	2012				Sales in 1000 NOK
	Number of individuals						Number of individuals per age group				
	<15	15-44	45-69	≥70	<15		15-44	45-69	≥70		
D10AD53 adapalene, combinations	2 247	7 081	10 280	16 392	20 070	61	1 799	17 773	472	26	8 732
<b>D10AE Peroxides</b>	<b>2 001</b>	<b>2 245</b>	<b>2 267</b>	<b>2 354</b>	<b>2 614</b>	<b>56</b>	<b>278</b>	<b>2 197</b>	<b>120</b>	<b>19</b>	<b>485</b>
D10AE01 benzoyl peroxide <sup>1)</sup>	2 001	2 245	2 267	2 354	2 614	56	278	2 197	120	19	485
<b>D10AF Antiinfectives for treatment of acne</b>	<b>16 763</b>	<b>16 046</b>	<b>16 076</b>	<b>16 714</b>	<b>17 015</b>	<b>65</b>	<b>1 211</b>	<b>12 810</b>	<b>2 561</b>	<b>433</b>	<b>3 390</b>
D10AF01 clindamycin	16 729	16 009	16 054	16 677	16 976	65	1 208	12 779	2 556	433	3 369
D10AF02 erythromycin	39	41	24	38	41	63	<5	32	6	0	21
<b>D10AX Other anti-acne preparations for topical use</b>	<b>13 521</b>	<b>13 292</b>	<b>13 285</b>	<b>13 815</b>	<b>14 915</b>	<b>69</b>	<b>669</b>	<b>9 559</b>	<b>3 820</b>	<b>867</b>	<b>3 041</b>
D10AX03 azelaic acid	13 516	13 286	13 276	13 810	14 908	69	669	9 556	3 818	865	3 039
D10AX30 various combinations	7	7	11	5	7	71	0	<5	<5	<5	2
<b>D10B ANTI-ACNE PREPARATIONS FOR SYSTEMIC USE</b>	<b>4 227</b>	<b>5 153</b>	<b>5 748</b>	<b>6 609</b>	<b>7 829</b>	<b>47</b>	<b>219</b>	<b>7 275</b>	<b>317</b>	<b>18</b>	<b>15 590</b>
<b>D10BA Retinoids for treatment of acne</b>	<b>4 227</b>	<b>5 153</b>	<b>5 748</b>	<b>6 609</b>	<b>7 829</b>	<b>47</b>	<b>219</b>	<b>7 275</b>	<b>317</b>	<b>18</b>	<b>15 590</b>
D10BA01 isotretinoin	4 227	5 153	5 748	6 609	7 829	47	219	7 275	317	18	15 590
<b>D11 OTHER DERMATOLOGICAL PREPARATIONS</b>	<b>14 730</b>	<b>15 690</b>	<b>16 780</b>	<b>18 059</b>	<b>18 362</b>	<b>56</b>	<b>2 733</b>	<b>8 554</b>	<b>5 400</b>	<b>1 675</b>	<b>15 494</b>
<b>D11A OTHER DERMATOLOGICAL PREPARATIONS</b>	<b>14 730</b>	<b>15 690</b>	<b>16 780</b>	<b>18 059</b>	<b>18 362</b>	<b>56</b>	<b>2 733</b>	<b>8 554</b>	<b>5 400</b>	<b>1 675</b>	<b>15 494</b>
<b>D11AC Medicated shampoos</b>	<b>1 027</b>	<b>974</b>	<b>1 059</b>	<b>1 205</b>	<b>1 210</b>	<b>53</b>	<b>96</b>	<b>767</b>	<b>261</b>	<b>86</b>	<b>155</b>
D11AC03 selenium compounds <sup>1)</sup>	1 027	974	1 059	1 205	1 210	53	96	767	261	86	155
<b>D11AF Wart and anti-corn preparations<sup>1)</sup></b>	<b>1 375</b>	<b>1 498</b>	<b>1 926</b>	<b>2 068</b>	<b>1 956</b>	<b>52</b>	<b>829</b>	<b>735</b>	<b>293</b>	<b>99</b>	<b>301</b>
<b>D11AH Agents for dermatitis, excluding corticosteroids</b>	<b>9 500</b>	<b>10 323</b>	<b>10 818</b>	<b>12 174</b>	<b>12 626</b>	<b>57</b>	<b>1 796</b>	<b>5 814</b>	<b>4 024</b>	<b>992</b>	<b>10 534</b>
D11AH01 tacrolimus	6 175	6 804	7 498	8 318	8 675	56	1 216	4 019	2 744	696	4 167
D11AH02 pimecrolimus	3 511	3 712	3 534	3 996	3 937	59	610	1 827	1 208	292	1 887
D11AH04 alitretinoin	0	0	0	80	221	55	0	77	137	7	4 480
<b>D11AX Other dermatologicals</b>	<b>2 868</b>	<b>2 940</b>	<b>3 036</b>	<b>2 677</b>	<b>2 626</b>	<b>58</b>	<b>12</b>	<b>1 270</b>	<b>844</b>	<b>500</b>	<b>4 504</b>
D11AX01 minoxidil	192	175	202	161	194	67	<5	108	68	16	119
D11AX10 finasteride	815	797	742	673	625	0	<5	481	139	<5	3 136
D11AX16 eflornithine	0	0	<5	126	296	99	5	189	81	21	208
D11AX18 diclofenac	1 697	1 702	1 604	1 132	709	51	0	16	286	407	772

<sup>1)</sup>The ATC level comprises OTC medicinal products. The number of individuals is registered for prescription sales only.

## 2.9 ATC group G – Genito urinary system and sex hormones

ATC level	2008	2009	2010	2011	2012	Share of women (%)	2012				Sales in 1000 NOK
	Number of individuals						Number of individuals per age group				
	<15	15-44	45-69	≥70	<15		15-44	45-69	≥70		
<b>G GENITO URINARY SYSTEM AND SEX HORMONES</b>	<b>692 715</b>	<b>703 423</b>	<b>721 846</b>	<b>745 367</b>	<b>760 023</b>	<b>81</b>	<b>3 267</b>	<b>420 137</b>	<b>234 951</b>	<b>101 668</b>	<b>862 673</b>
<b>G01 GYNECOLOGICAL ANTIINFECTIVES AND ANTISEPTICS</b>	<b>30 558</b>	<b>30 699</b>	<b>32 068</b>	<b>33 034</b>	<b>33 485</b>	<b>99</b>	<b>113</b>	<b>24 192</b>	<b>7 673</b>	<b>1 507</b>	<b>7 200</b>
<b>G01A ANTIINFECTIVES AND ANTISEPTICS, EXCL. COMBINATIONS WITH CORTICOSTEROIDS</b>	<b>30 558</b>	<b>30 699</b>	<b>32 068</b>	<b>33 034</b>	<b>33 485</b>	<b>99</b>	<b>113</b>	<b>24 192</b>	<b>7 673</b>	<b>1 507</b>	<b>7 200</b>
<b>G01AA Antibiotics</b>	<b>14 416</b>	<b>15 244</b>	<b>20 707</b>	<b>20 475</b>	<b>20 853</b>	<b>100</b>	<b>57</b>	<b>15 185</b>	<b>4 936</b>	<b>675</b>	<b>4 858</b>
G01AA10 clindamycin	14 416	15 244	20 707	20 475	20 853	100	57	15 185	4 936	675	4 858
<b>G01AD Organic acids</b>	<b>0</b>	<b>0</b>	<b>0</b>	<b>0</b>	<b>&lt;5</b>	<b>50</b>	<b>0</b>	<b>0</b>	<b>&lt;5</b>	<b>&lt;5</b>	<b>4</b>
G01AD02 acetic acid	0	0	0	0	<5	50	0	0	<5	<5	4
<b>G01AF Imidazole derivatives</b>	<b>17 328</b>	<b>16 777</b>	<b>12 788</b>	<b>13 896</b>	<b>13 937</b>	<b>99</b>	<b>59</b>	<b>10 011</b>	<b>2 993</b>	<b>874</b>	<b>2 327</b>
G01AF01 metronidazole	10 346	9 685	5 467	6 546	7 306	99	5	5 389	1 661	251	1 016
G01AF02 clotrimazole <sup>1)</sup>	5 028	5 326	5 614	5 949	5 591	99	33	3 916	1 090	552	1 068
G01AF04 miconazole <sup>1)</sup>	960	768	634	64	0	-	0	0	0	0	0
G01AF05 econazole <sup>1)</sup>	1 407	1 324	1 335	1 621	1 321	96	21	910	299	91	244
<b>G01AX Other antiinfectives and antiseptics</b>	<b>18</b>	<b>6</b>	<b>&lt;5</b>	<b>5</b>	<b>8</b>	<b>75</b>	<b>0</b>	<b>&lt;5</b>	<b>&lt;5</b>	<b>&lt;5</b>	<b>10</b>
G01AX03 pollicresulen	18	6	<5	5	8	75	0	<5	<5	<5	10
<b>G02 OTHER GYNECOLOGICALS</b>	<b>42 936</b>	<b>44 047</b>	<b>45 250</b>	<b>46 752</b>	<b>47 182</b>	<b>99</b>	<b>11</b>	<b>41 429</b>	<b>5 569</b>	<b>173</b>	<b>49 314</b>
<b>G02A OXYTOCICS</b>	<b>26</b>	<b>12</b>	<b>15</b>	<b>11</b>	<b>7</b>	<b>100</b>	<b>0</b>	<b>6</b>	<b>&lt;5</b>	<b>0</b>	<b>1</b>
<b>G02AB Ergot alkaloids</b>	<b>26</b>	<b>12</b>	<b>15</b>	<b>11</b>	<b>7</b>	<b>100</b>	<b>0</b>	<b>6</b>	<b>&lt;5</b>	<b>0</b>	<b>1</b>
G02AB01 methylergometrine	26	12	15	11	7	100	0	6	<5	0	1
<b>G02B CONTRACEPTIVES FOR TOPICAL USE</b>	<b>40 634</b>	<b>41 674</b>	<b>42 960</b>	<b>44 425</b>	<b>45 010</b>	<b>100</b>	<b>9</b>	<b>40 127</b>	<b>4 868</b>	<b>6</b>	<b>46 372</b>
<b>G02BA Intrauterine contraceptives</b>	<b>24 795</b>	<b>24 803</b>	<b>24 858</b>	<b>25 084</b>	<b>25 460</b>	<b>100</b>	<b>&lt;5</b>	<b>21 050</b>	<b>4 404</b>	<b>5</b>	<b>29 378</b>
G02BA03 plastic IUD with progestogen	24 795	24 803	24 858	25 084	25 460	100	<5	21 050	4 404	5	29 378
<b>G02BB Intravaginal contraceptives</b>	<b>16 010</b>	<b>17 064</b>	<b>18 263</b>	<b>19 552</b>	<b>19 776</b>	<b>100</b>	<b>8</b>	<b>19 298</b>	<b>469</b>	<b>&lt;5</b>	<b>16 994</b>
G02BB01 vaginal ring with progestogen and estrogen	16 010	17 064	18 263	19 552	19 776	100	8	19 298	469	<5	16 994
<b>G02C OTHER GYNECOLOGICALS</b>	<b>2 381</b>	<b>2 458</b>	<b>2 367</b>	<b>2 414</b>	<b>2 261</b>	<b>77</b>	<b>&lt;5</b>	<b>1 389</b>	<b>703</b>	<b>167</b>	<b>2 941</b>
<b>G02CB Prolactin inhibitors</b>	<b>2 381</b>	<b>2 458</b>	<b>2 367</b>	<b>2 414</b>	<b>2 261</b>	<b>77</b>	<b>&lt;5</b>	<b>1 389</b>	<b>703</b>	<b>167</b>	<b>2 941</b>
G02CB01 bromocriptine	1 247	1 312	1 226	1 248	1 052	90	<5	776	219	55	676
G02CB03 cabergoline	987	943	921	948	1 004	64	<5	513	393	97	1 395
G02CB04 quinagolide	189	302	284	260	244	75	0	127	100	17	869
<b>G03 SEX HORMONES AND MODULATORS OF THE GENITAL SYSTEM</b>	<b>512 608</b>	<b>515 229</b>	<b>525 683</b>	<b>538 164</b>	<b>544 066</b>	<b>99</b>	<b>2 481</b>	<b>361 117</b>	<b>141 669</b>	<b>38 799</b>	<b>404 442</b>

<sup>1)</sup>The ATC level comprises OTC medicinal products. The number of individuals is registered for prescription sales only.

ATC group G

ATC level	2008	2009	2010	2011	2012	Share of women (%)	2012				2012 Sales in 1000 NOK
	Number of individuals						Number of individuals per age group				
	<15	15-44	45-69	≥70							
<b>G03A HORMONAL CONTRACEPTIVES FOR SYSTEMIC USE</b>	<b>304 423</b>	<b>307 262</b>	<b>315 379</b>	<b>321 843</b>	<b>326 053</b>	<b>100</b>	<b>1 102</b>	<b>312 156</b>	<b>12 783</b>	<b>12</b>	<b>174 580</b>
<b>G03AA Progesterone and estrogens, fixed combinations</b>	<b>212 576</b>	<b>214 962</b>	<b>221 431</b>	<b>225 448</b>	<b>227 640</b>	<b>100</b>	<b>931</b>	<b>222 120</b>	<b>4 580</b>	<b>9</b>	<b>127 009</b>
G03AA07 levonorgestrel and ethinylestradiol	88 668	87 148	90 257	97 290	113 028	100	617	110 459	1 948	<5	51 249
G03AA09 desogestrel and ethinylestradiol	48 476	55 278	61 035	63 104	56 331	100	208	55 036	1 084	<5	20 112
G03AA12 drospirenone and ethinylestradiol	79 229	74 740	72 600	68 101	59 567	100	139	58 093	1 333	<5	48 648
G03AA13 norelgestromin and ethinylestradiol	9 016	8 924	8 982	9 054	8 927	100	7	8 688	232	0	6 392
G03AA14 nomegestrol and estradiol	0	0	0	0	965	100	<5	938	23	0	609
<b>G03AB Progesterone and estrogens, sequential preparations</b>	<b>22 034</b>	<b>18 862</b>	<b>17 640</b>	<b>16 199</b>	<b>14 775</b>	<b>100</b>	<b>37</b>	<b>13 988</b>	<b>749</b>	<b>&lt;5</b>	<b>5 765</b>
G03AB03 levonorgestrel and ethinylestradiol	<5	<5	0	<5	0	-	0	0	0	0	0
G03AB04 norethisterone and ethinylestradiol	22 031	18 546	16 059	14 345	12 772	100	27	12 107	637	<5	3 933
G03AB08 dienogest and estradiol	0	326	1 624	1 895	2 042	100	11	1 916	115	0	1 833
<b>G03AC Progesterone</b>	<b>87 693</b>	<b>89 490</b>	<b>92 562</b>	<b>96 460</b>	<b>100 145</b>	<b>100</b>	<b>185</b>	<b>92 305</b>	<b>7 653</b>	<b>&lt;5</b>	<b>41 776</b>
G03AC01 norethisterone	9 195	8 182	7 402	6 657	6 110	100	<5	5 244	862	0	1 400
G03AC03 levonorgestrel	193	141	115	<5	0	-	0	0	0	0	0
G03AC06 medroxyprogesterone	21 186	19 971	19 607	19 338	18 818	100	42	15 421	3 353	<5	4 482
G03AC08 etonogestrel	2 683	2 807	3 298	4 147	5 354	100	11	5 193	150	0	6 198
G03AC09 desogestrel	56 589	60 277	64 136	68 331	72 036	100	130	68 565	3 341	0	29 696
<b>G03AD Emergency contraceptives</b>	<b>119</b>	<b>100</b>	<b>159</b>	<b>165</b>	<b>133</b>	<b>99</b>	<b>&lt;5</b>	<b>125</b>	<b>6</b>	<b>0</b>	<b>31</b>
G03AD01 levonorgestrel <sup>1)</sup>	119	99	79	87	81	99	<5	75	5	0	16
G03AD02 ulipristal	0	<5	80	78	53	100	<5	51	<5	0	15
<b>G03B ANDROGENS</b>	<b>4 801</b>	<b>5 234</b>	<b>5 552</b>	<b>6 300</b>	<b>7 254</b>	<b>8</b>	<b>39</b>	<b>2 024</b>	<b>4 253</b>	<b>938</b>	<b>23 296</b>
<b>G03BA 3-oxoandrostens (4) derivatives</b>	<b>4 801</b>	<b>5 231</b>	<b>5 550</b>	<b>6 282</b>	<b>7 246</b>	<b>8</b>	<b>39</b>	<b>2 018</b>	<b>4 251</b>	<b>938</b>	<b>23 284</b>
G03BA03 testosterone	4 801	5 231	5 550	6 282	7 246	8	39	2 018	4 251	938	23 284
<b>G03BB 5-androstanon (3) derivatives</b>	<b>0</b>	<b>&lt;5</b>	<b>&lt;5</b>	<b>22</b>	<b>8</b>	<b>0</b>	<b>0</b>	<b>6</b>	<b>&lt;5</b>	<b>0</b>	<b>12</b>
G03BB01 mesterolone	0	<5	<5	22	8	0	0	6	<5	0	12
<b>G03C ESTROGENS</b>	<b>109 009</b>	<b>112 831</b>	<b>116 574</b>	<b>121 775</b>	<b>123 225</b>	<b>100</b>	<b>164</b>	<b>5 092</b>	<b>83 765</b>	<b>34 204</b>	<b>76 662</b>
<b>G03CA Natural and semisynthetic estrogens, plain</b>	<b>99 840</b>	<b>104 463</b>	<b>108 549</b>	<b>114 351</b>	<b>116 281</b>	<b>100</b>	<b>164</b>	<b>4 896</b>	<b>77 713</b>	<b>33 508</b>	<b>66 685</b>
G03CA01 ethinylestradiol	146	140	127	112	71	92	29	31	10	<5	444

<sup>1)</sup>The ATC level comprises OTC medicinal products. The number of individuals is registered for prescription sales only.

ATC group G

ATC level	2008	2009	2010	2011	2012	Share of women (%)	2012				2012 Sales in 1000 NOK
	Number of individuals						Number of individuals per age group				
	<15	15-44	45-69	≥70							
G03CA03 estradiol	83 236	89 792	95 212	102 308	105 452	100	35	4 611	74 741	26 065	60 934
G03CA04 estriol <sup>1)</sup>	18 208	16 213	14 807	13 574	12 294	100	100	273	3 679	8 242	5 306
G03CA53 estradiol, combinations	0	<5	0	0	0	-	0	0	0	0	0
G03CA57 conjugated estrogens	5	<5	<5	<5	<5	100	0	0	<5	0	1
<b>G03CX Other estrogens</b>	<b>10 007</b>	<b>9 183</b>	<b>8 841</b>	<b>8 224</b>	<b>7 702</b>	<b>100</b>	<b>0</b>	<b>241</b>	<b>6 704</b>	<b>757</b>	<b>9 977</b>
G03CX01 tibolone	10 007	9 183	8 841	8 224	7 702	100	0	241	6 704	757	9 977
<b>G03D PROGESTOGENS</b>	<b>40 529</b>	<b>37 790</b>	<b>38 788</b>	<b>39 101</b>	<b>40 006</b>	<b>100</b>	<b>1 163</b>	<b>29 256</b>	<b>9 424</b>	<b>163</b>	<b>18 257</b>
<b>G03DA Pregnen (4) derivatives</b>	<b>13 004</b>	<b>13 106</b>	<b>12 990</b>	<b>13 134</b>	<b>13 765</b>	<b>100</b>	<b>46</b>	<b>10 045</b>	<b>3 524</b>	<b>150</b>	<b>15 721</b>
G03DA02 medroxyprogesterone	7 504	7 215	6 869	6 816	6 623	100	46	3 597	2 871	109	1 236
G03DA04 progesterone	5 588	5 987	6 240	6 465	7 279	100	0	6 564	674	41	14 485
<b>G03DB Pregnadien derivatives</b>	<b>0</b>	<b>0</b>	<b>0</b>	<b>12</b>	<b>125</b>	<b>100</b>	<b>0</b>	<b>106</b>	<b>19</b>	<b>0</b>	<b>260</b>
G03DB08 dienogest	0	0	0	12	125	100	0	106	19	0	260
<b>G03DC Estren derivatives</b>	<b>28 284</b>	<b>25 413</b>	<b>26 536</b>	<b>26 716</b>	<b>26 878</b>	<b>100</b>	<b>1 117</b>	<b>19 696</b>	<b>6 051</b>	<b>14</b>	<b>2 276</b>
G03DC02 norethisterone	28 284	25 413	26 536	26 716	26 878	100	1 117	19 696	6 051	14	2 276
<b>G03F PROGESTOGENS AND ESTROGENS IN COMBINATION</b>	<b>47 395</b>	<b>45 758</b>	<b>44 082</b>	<b>43 373</b>	<b>41 772</b>	<b>100</b>	<b>0</b>	<b>2 559</b>	<b>35 895</b>	<b>3 318</b>	<b>31 630</b>
<b>G03FA Progesterone and estrogens, fixed combinations</b>	<b>37 409</b>	<b>36 195</b>	<b>35 051</b>	<b>34 460</b>	<b>33 173</b>	<b>100</b>	<b>0</b>	<b>784</b>	<b>29 233</b>	<b>3 156</b>	<b>25 837</b>
G03FA01 norethisterone and estrogen	36 729	35 628	34 521	33 827	32 500	100	0	744	28 632	3 124	25 037
G03FA12 medroxyprogesterone and estrogen	474	527	715	764	795	100	0	44	712	39	799
G03FA15 dienogest and estrogen	280	233	<5	<5	0	-	0	0	0	0	0
<b>G03FB Progesterone and estrogens, sequential preparations</b>	<b>11 369</b>	<b>10 851</b>	<b>10 322</b>	<b>10 082</b>	<b>9 636</b>	<b>100</b>	<b>0</b>	<b>1 855</b>	<b>7 608</b>	<b>173</b>	<b>5 793</b>
G03FB05 norethisterone and estrogen	11 369	10 851	10 322	10 082	9 636	100	0	1 855	7 608	173	5 793
<b>G03G GONADOTROPINS AND OTHER OVULATION STIMULANTS</b>	<b>10 938</b>	<b>11 093</b>	<b>10 343</b>	<b>10 634</b>	<b>10 433</b>	<b>95</b>	<b>0</b>	<b>10 162</b>	<b>270</b>	<b>&lt;5</b>	<b>70 050</b>
<b>G03GA Gonadotropins</b>	<b>5 884</b>	<b>6 013</b>	<b>6 137</b>	<b>6 273</b>	<b>6 238</b>	<b>97</b>	<b>0</b>	<b>6 121</b>	<b>117</b>	<b>0</b>	<b>68 456</b>
G03GA01 chorionic gonadotrophin	1 667	1 277	1 476	1 660	1 314	91	0	1 261	53	0	633
G03GA02 human menopausal gonadotrophin	1 405	1 601	1 540	1 842	2 059	100	0	2 031	28	0	19 441
G03GA04 urofollitropin	0	0	85	154	198	100	0	195	<5	0	1 870
G03GA05 follitropin alfa	1 631	1 770	1 743	1 799	1 936	99	0	1 917	19	0	19 886
G03GA06 follitropin beta	3 052	2 916	3 016	2 824	2 406	100	0	2 385	21	0	21 199
G03GA07 lutropin alfa	62	65	26	21	16	100	0	16	0	0	58
G03GA08 choriogonadotropin alfa	4 179	4 556	4 538	4 600	4 813	99	0	4 756	57	0	2 975



ATC group G

ATC level	2008	2009	2010	2011	2012	Share of women (%)	2012				Sales in 1000 NOK
	Number of individuals						Number of individuals per age group				
	<15	15-44	45-69	≥70	<15		15-44	45-69	≥70		
G03GA09 corifollitropin alfa	0	0	132	316	283	100	0	281	<5	0	1 983
G03GA30 combinations	<5	8	<5	<5	16	100	0	16	0	0	412
<b>G03GB Ovulation stimulants, synthetic</b>	<b>6 453</b>	<b>6 483</b>	<b>5 387</b>	<b>5 646</b>	<b>5 284</b>	<b>92</b>	<b>0</b>	<b>5 110</b>	<b>173</b>	<b>&lt;5</b>	<b>1 595</b>
G03GB02 clomifene	6 453	6 483	5 387	5 646	5 284	92	0	5 110	173	<5	1 595
<b>G03H ANTIANDROGENS</b>	<b>16 971</b>	<b>16 171</b>	<b>16 764</b>	<b>17 326</b>	<b>18 020</b>	<b>99</b>	<b>114</b>	<b>17 430</b>	<b>384</b>	<b>92</b>	<b>7 421</b>
<b>G03HA Antiandrogens, plain</b>	<b>189</b>	<b>181</b>	<b>205</b>	<b>199</b>	<b>177</b>	<b>6</b>	<b>0</b>	<b>34</b>	<b>52</b>	<b>91</b>	<b>471</b>
G03HA01 cyproterone	189	181	205	199	177	6	0	34	52	91	471
<b>G03HB Antiandrogens and estrogens</b>	<b>16 792</b>	<b>15 999</b>	<b>16 565</b>	<b>17 130</b>	<b>17 849</b>	<b>100</b>	<b>114</b>	<b>17 402</b>	<b>332</b>	<b>&lt;5</b>	<b>6 950</b>
G03HB01 cyproterone and estrogen	16 792	15 999	16 565	17 130	17 849	100	114	17 402	332	<5	6 950
<b>G03X OTHER SEX HORMONES AND MODULATORS OF THE GENITAL SYSTEM</b>	<b>1 507</b>	<b>1 298</b>	<b>1 142</b>	<b>979</b>	<b>867</b>	<b>95</b>	<b>&lt;5</b>	<b>24</b>	<b>303</b>	<b>539</b>	<b>2 545</b>
<b>G03XA Antigonadotropins and similar agents</b>	<b>51</b>	<b>50</b>	<b>49</b>	<b>50</b>	<b>51</b>	<b>31</b>	<b>&lt;5</b>	<b>17</b>	<b>27</b>	<b>6</b>	<b>186</b>
G03XA01 danazol	51	50	49	50	51	31	<5	17	27	6	186
<b>G03XB Antiprogestogens</b>	<b>&lt;5</b>	<b>0</b>	<b>&lt;5</b>	<b>&lt;5</b>	<b>6</b>	<b>100</b>	<b>0</b>	<b>5</b>	<b>&lt;5</b>	<b>0</b>	<b>5</b>
G03XB01 mifepristone	<5	0	<5	<5	6	100	0	5	<5	0	5
<b>G03XC Selective estrogen receptor modulators</b>	<b>1 452</b>	<b>1 248</b>	<b>1 092</b>	<b>927</b>	<b>810</b>	<b>99</b>	<b>0</b>	<b>&lt;5</b>	<b>275</b>	<b>533</b>	<b>2 354</b>
G03XC01 raloxifene	1 452	1 248	1 092	927	810	99	0	<5	275	533	2 354
<b>G04 UROLOGICALS</b>	<b>141 633</b>	<b>148 765</b>	<b>156 067</b>	<b>166 514</b>	<b>174 852</b>	<b>20</b>	<b>676</b>	<b>16 647</b>	<b>90 573</b>	<b>66 956</b>	<b>401 718</b>
<b>G04B UROLOGICALS</b>	<b>106 579</b>	<b>109 819</b>	<b>113 502</b>	<b>119 124</b>	<b>122 872</b>	<b>28</b>	<b>674</b>	<b>14 504</b>	<b>70 096</b>	<b>37 598</b>	<b>329 667</b>
<b>G04BA Acidifiers</b>	<b>&lt;5</b>	<b>&lt;5</b>	<b>0</b>	<b>0</b>	<b>0</b>	<b>-</b>	<b>0</b>	<b>0</b>	<b>0</b>	<b>0</b>	<b>0</b>
G04BA01 ammonium chloride	<5	<5	0	0	0	-	0	0	0	0	0
<b>G04BD Drugs for urinary frequency and incontinence</b>	<b>42 828</b>	<b>44 578</b>	<b>46 177</b>	<b>49 166</b>	<b>50 146</b>	<b>68</b>	<b>658</b>	<b>3 910</b>	<b>21 623</b>	<b>23 955</b>	<b>155 132</b>
G04BD04 oxybutynin	1 690	1 480	1 504	1 516	1 523	66	181	341	552	449	8 932
G04BD07 tolterodine	21 577	18 355	15 679	14 238	12 760	72	392	729	4 831	6 808	39 966
G04BD08 solifenacin	15 757	17 349	19 877	21 934	22 310	68	89	1 822	9 998	10 401	63 355
G04BD10 darifenacin	5 430	5 630	5 126	4 566	4 054	71	<5	230	1 723	2 099	11 469
G04BD11 fesoterodine	1 818	5 380	7 639	10 610	12 938	66	22	1 082	6 028	5 806	31 410
<b>G04BE Drugs used in erectile dysfunction</b>	<b>65 120</b>	<b>66 640</b>	<b>68 779</b>	<b>71 519</b>	<b>74 409</b>	<b>0</b>	<b>14</b>	<b>10 698</b>	<b>49 492</b>	<b>14 205</b>	<b>174 511</b>
G04BE01 alprostadil	2 335	2 180	2 543	2 525	2 808	0	0	122	1 910	776	4 782
G04BE03 sildenafil	34 776	34 734	34 385	34 578	34 330	1	13	4 842	22 106	7 369	76 214
G04BE04 yohimbine	13	19	15	10	6	0	0	<5	<5	<5	3
G04BE08 tadalafil	23 981	26 821	29 887	32 997	36 616	0	<5	5 734	25 114	5 767	78 012

ATC group G

ATC level	2008	2009	2010	2011	2012	Share of women (%)	2012				Sales in 1000 NOK
	Number of individuals						Number of individuals per age group				
	<15	15-44	45-69	≥70	<15		15-44	45-69	≥70		
G04BE09 vardenafil	11 561	10 376	9 934	9 427	9 060	0	0	1 148	6 225	1 687	14 682
G04BE30 combinations	537	616	495	539	347	0	0	23	233	91	818
<b>G04BX Other urologicals</b>	<b>10</b>	<b>10</b>	<b>11</b>	<b>11</b>	<b>13</b>	<b>46</b>	<b>&lt;5</b>	<b>6</b>	<b>5</b>	<b>0</b>	<b>24</b>
G04BX01 magnesium hydroxide	10	10	11	11	13	46	<5	6	5	0	24
<b>G04C DRUGS USED IN BENIGN PROSTATIC HYPERTROPHY</b>	<b>41 018</b>	<b>45 440</b>	<b>49 918</b>	<b>55 531</b>	<b>60 946</b>	<b>1</b>	<b>&lt;5</b>	<b>2 335</b>	<b>24 889</b>	<b>33 720</b>	<b>72 051</b>
<b>G04CA Alpha-adrenoreceptor antagonists</b>	<b>31 502</b>	<b>34 945</b>	<b>38 363</b>	<b>43 210</b>	<b>48 567</b>	<b>1</b>	<b>&lt;5</b>	<b>1 305</b>	<b>21 435</b>	<b>25 825</b>	<b>51 089</b>
G04CA01 alfuzosin	777	536	498	451	398	2	0	12	164	222	575
G04CA02 tamsulosin	30 169	33 877	37 383	41 362	43 535	1	<5	1 201	19 205	23 127	40 357
G04CA03 terazosin	898	744	649	598	599	1	0	90	247	262	499
G04CA52 tamsulosin and dutasteride	0	0	<5	1 628	6 160	0	0	9	2 784	3 367	9 659
<b>G04CB Testosterone-5-alpha reductase inhibitors</b>	<b>13 253</b>	<b>14 939</b>	<b>16 984</b>	<b>18 676</b>	<b>18 623</b>	<b>0</b>	<b>0</b>	<b>1 039</b>	<b>5 695</b>	<b>11 889</b>	<b>20 961</b>
G04CB01 finasteride	10 194	12 852	15 194	17 122	17 266	0	0	1 008	5 340	10 918	17 033
G04CB02 dutasteride	4 054	2 331	1 939	1 661	1 421	0	0	37	368	1 016	3 928

## 2.10 ATC group H – Systemic hormonal preparations, excl. sex hormones and insulins

## ATC group H

ATC level		2008	2009	2010	2011	2012	Share of women (%)	2012				2012
		Number of individuals						Number of individuals per age group				Sales in 1000 NOK
		<15	15-44	45-69	≥70							
<b>H</b>	<b>SYSTEMIC HORMONAL PREPARATIONS, EXCL. SEX HORMONES AND INSULINS</b>	<b>357 070</b>	<b>375 465</b>	<b>387 821</b>	<b>402 923</b>	<b>413 526</b>	<b>67</b>	<b>16 074</b>	<b>108 837</b>	<b>178 811</b>	<b>109 804</b>	<b>430 101</b>
<b>H01</b>	<b>PITUITARY AND HYPOTHALAMIC HORMONES AND ANALOGUES</b>	<b>24 310</b>	<b>24 490</b>	<b>24 833</b>	<b>24 910</b>	<b>24 913</b>	<b>66</b>	<b>9 134</b>	<b>12 836</b>	<b>1 838</b>	<b>1 105</b>	<b>289 370</b>
<b>H01A</b>	<b>ANTERIOR PITUITARY LOBE HORMONES AND ANALOGUES</b>	<b>1 485</b>	<b>1 577</b>	<b>1 658</b>	<b>1 767</b>	<b>1 863</b>	<b>43</b>	<b>1 000</b>	<b>536</b>	<b>297</b>	<b>30</b>	<b>155 967</b>
<b>H01AA</b>	<b>ACTH</b>	<b>&lt;5</b>	<b>&lt;5</b>	<b>&lt;5</b>	<b>&lt;5</b>	<b>0</b>	<b>-</b>	<b>0</b>	<b>0</b>	<b>0</b>	<b>0</b>	<b>0</b>
H01AA02	tetracosactide	<5	<5	<5	<5	0	-	0	0	0	0	0
<b>H01AB</b>	<b>Thyrotropin</b>	<b>0</b>	<b>0</b>	<b>&lt;5</b>	<b>7</b>	<b>10</b>	<b>100</b>	<b>0</b>	<b>7</b>	<b>&lt;5</b>	<b>&lt;5</b>	<b>96</b>
H01AB01	thyrotropin	0	0	<5	7	10	100	0	7	<5	<5	96
<b>H01AC</b>	<b>Somatropin and somatropin agonists</b>	<b>1 470</b>	<b>1 555</b>	<b>1 631</b>	<b>1 735</b>	<b>1 822</b>	<b>43</b>	<b>1 000</b>	<b>517</b>	<b>277</b>	<b>28</b>	<b>146 901</b>
H01AC01	somatropin	1 470	1 555	1 631	1 735	1 822	43	1 000	517	277	28	146 901
<b>H01AX</b>	<b>Other anterior pituitary lobe hormones and analogues</b>	<b>13</b>	<b>21</b>	<b>24</b>	<b>24</b>	<b>31</b>	<b>39</b>	<b>0</b>	<b>12</b>	<b>18</b>	<b>&lt;5</b>	<b>8 970</b>
H01AX01	pegvisomant	13	21	24	24	31	39	0	12	18	<5	8 970
<b>H01B</b>	<b>POSTERIOR PITUITARY LOBE HORMONES</b>	<b>18 859</b>	<b>18 807</b>	<b>18 982</b>	<b>19 167</b>	<b>18 668</b>	<b>62</b>	<b>8 167</b>	<b>8 519</b>	<b>1 160</b>	<b>822</b>	<b>36 432</b>
<b>H01BA</b>	<b>Vasopressin and analogues</b>	<b>11 623</b>	<b>11 288</b>	<b>11 248</b>	<b>11 388</b>	<b>11 182</b>	<b>37</b>	<b>8 134</b>	<b>1 100</b>	<b>1 128</b>	<b>820</b>	<b>34 975</b>
H01BA02	desmopressin	11 623	11 288	11 248	11 387	11 182	37	8 134	1 100	1 128	820	34 975
H01BA04	terlipressin	0	0	0	<5	0	-	0	0	0	0	0
<b>H01BB</b>	<b>Oxytocin and analogues</b>	<b>7 237</b>	<b>7 522</b>	<b>7 736</b>	<b>7 781</b>	<b>7 489</b>	<b>99</b>	<b>33</b>	<b>7 421</b>	<b>33</b>	<b>&lt;5</b>	<b>1 457</b>
H01BB02	oxytocin	7 237	7 522	7 736	7 781	7 489	99	33	7 421	33	<5	1 457
<b>H01C</b>	<b>HYPOTHALAMIC HORMONES</b>	<b>4 147</b>	<b>4 315</b>	<b>4 430</b>	<b>4 218</b>	<b>4 634</b>	<b>92</b>	<b>6</b>	<b>3 920</b>	<b>451</b>	<b>257</b>	<b>96 971</b>
<b>H01CA</b>	<b>Gonadotropin-releasing hormones</b>	<b>3 101</b>	<b>2 829</b>	<b>2 314</b>	<b>2 076</b>	<b>2 357</b>	<b>100</b>	<b>0</b>	<b>2 333</b>	<b>24</b>	<b>0</b>	<b>6 100</b>
H01CA02	nafarelin	3 101	2 829	2 314	2 076	2 357	100	0	2 333	24	0	6 100
<b>H01CB</b>	<b>Somatostatin and analogues</b>	<b>494</b>	<b>498</b>	<b>593</b>	<b>630</b>	<b>724</b>	<b>48</b>	<b>6</b>	<b>64</b>	<b>397</b>	<b>257</b>	<b>85 567</b>
H01CB02	octreotide	406	398	472	497	567	49	6	50	319	192	63 186
H01CB03	lanreotide	118	118	137	148	184	47	<5	18	89	73	22 381
<b>H01CC</b>	<b>Anti-gonadotropin-releasing hormones</b>	<b>675</b>	<b>1 246</b>	<b>1 887</b>	<b>1 774</b>	<b>1 810</b>	<b>100</b>	<b>0</b>	<b>1 778</b>	<b>32</b>	<b>0</b>	<b>5 304</b>
H01CC01	ganirelix	555	975	1 513	1 397	1 425	100	0	1 398	27	0	3 946
H01CC02	cetorelix	149	298	481	413	406	100	0	401	5	0	1 358
<b>H02</b>	<b>CORTICOSTEROIDS FOR SYSTEMIC USE</b>	<b>177 573</b>	<b>190 388</b>	<b>197 259</b>	<b>208 089</b>	<b>214 161</b>	<b>56</b>	<b>4 808</b>	<b>61 514</b>	<b>89 532</b>	<b>58 307</b>	<b>52 034</b>

ATC level		2008	2009	2010	2011	2012	Share of women (%)	2012				2012
		Number of individuals						Number of individuals per age group				Sales in 1000 NOK
		<15	15-44	45-69	≥70							
<b>H02A</b>	<b>CORTICOSTEROIDS FOR SYSTEMIC USE, PLAIN</b>	<b>177 454</b>	<b>190 244</b>	<b>197 075</b>	<b>207 853</b>	<b>213 941</b>	<b>56</b>	<b>4 808</b>	<b>61 470</b>	<b>89 404</b>	<b>58 259</b>	<b>51 959</b>
<b>H02AA</b>	<b>Mineralocorticoids</b>	<b>1 160</b>	<b>1 178</b>	<b>1 223</b>	<b>1 267</b>	<b>1 322</b>	<b>57</b>	<b>86</b>	<b>400</b>	<b>601</b>	<b>235</b>	<b>352</b>
H02AA02	fludrocortisone	1 160	1 178	1 223	1 267	1 322	57	86	400	601	235	352
<b>H02AB</b>	<b>Glucocorticoids</b>	<b>177 308</b>	<b>190 110</b>	<b>196 940</b>	<b>207 710</b>	<b>213 785</b>	<b>56</b>	<b>4 801</b>	<b>61 439</b>	<b>89 346</b>	<b>58 199</b>	<b>51 607</b>
H02AB01	betamethasone	1 736	1 700	1 637	1 528	1 476	44	850	216	325	85	477
H02AB02	dexamethasone	1 931	2 118	2 552	2 786	3 188	48	81	317	1 730	1 060	3 400
H02AB04	methylprednisolone	10 159	10 745	10 812	11 020	11 087	53	49	2 697	5 753	2 588	4 016
H02AB06	prednisolone	136 459	143 524	152 240	159 525	167 532	58	3 184	38 719	71 992	53 637	30 851
H02AB07	prednisone	<5	<5	82	246	266	73	0	42	130	94	665
H02AB08	triamcinolone	29 048	34 538	32 179	35 711	33 504	49	534	20 119	10 990	1 861	4 686
H02AB09	hydrocortisone	422	437	481	549	596	68	57	237	262	40	1 298
H02AB10	cortisone	2 510	2 593	2 662	2 750	2 813	52	133	733	1 376	571	6 096
H02AB13	deflazacort	17	18	17	25	24	46	12	<5	7	<5	118
<b>H02B</b>	<b>CORTICOSTEROIDS FOR SYSTEMIC USE, COMBINATIONS</b>	<b>340</b>	<b>332</b>	<b>372</b>	<b>415</b>	<b>409</b>	<b>63</b>	<b>0</b>	<b>73</b>	<b>217</b>	<b>119</b>	<b>75</b>
<b>H02BX</b>	<b>Corticosteroids for systemic use, combinations</b>	<b>340</b>	<b>332</b>	<b>372</b>	<b>415</b>	<b>409</b>	<b>63</b>	<b>0</b>	<b>73</b>	<b>217</b>	<b>119</b>	<b>75</b>
H02BX01	methylprednisolone, combinations	340	332	372	415	409	63	0	73	217	119	75
<b>H03</b>	<b>THYROID THERAPY</b>	<b>167 746</b>	<b>174 354</b>	<b>180 847</b>	<b>185 868</b>	<b>191 754</b>	<b>82</b>	<b>1 345</b>	<b>35 960</b>	<b>96 166</b>	<b>58 283</b>	<b>60 990</b>
<b>H03A</b>	<b>THYROID PREPARATIONS</b>	<b>164 071</b>	<b>170 772</b>	<b>177 261</b>	<b>182 151</b>	<b>187 631</b>	<b>82</b>	<b>1 321</b>	<b>34 814</b>	<b>94 338</b>	<b>57 158</b>	<b>57 934</b>
<b>H03AA</b>	<b>Thyroid hormones</b>	<b>164 071</b>	<b>170 772</b>	<b>177 261</b>	<b>182 151</b>	<b>187 631</b>	<b>82</b>	<b>1 321</b>	<b>34 814</b>	<b>94 338</b>	<b>57 158</b>	<b>57 934</b>
H03AA01	levothyroxine sodium	163 750	170 484	176 910	181 641	186 965	82	1 312	34 580	93 978	57 095	53 255
H03AA02	liothyronine sodium	3 986	4 095	4 142	4 538	4 697	89	24	1 467	2 804	402	3 368
H03AA03	combinations of levothyroxine and liothyronine	404	429	328	549	698	90	<5	268	402	26	847
H03AA05	thyroid gland preparations	0	0	182	187	265	91	0	111	141	13	464
<b>H03B</b>	<b>ANTITHYROID PREPARATIONS</b>	<b>5 131</b>	<b>5 019</b>	<b>5 125</b>	<b>5 432</b>	<b>5 905</b>	<b>80</b>	<b>42</b>	<b>1 856</b>	<b>2 703</b>	<b>1 304</b>	<b>3 056</b>
<b>H03BA</b>	<b>Thiouracils</b>	<b>552</b>	<b>552</b>	<b>521</b>	<b>651</b>	<b>578</b>	<b>88</b>	<b>&lt;5</b>	<b>322</b>	<b>199</b>	<b>55</b>	<b>515</b>
H03BA02	propylthiouracil	552	552	521	651	578	88	<5	322	199	55	515
<b>H03BB</b>	<b>Sulfur-containing imidazole derivatives</b>	<b>4 741</b>	<b>4 590</b>	<b>4 727</b>	<b>5 042</b>	<b>5 491</b>	<b>80</b>	<b>40</b>	<b>1 634</b>	<b>2 561</b>	<b>1 256</b>	<b>2 541</b>
H03BB01	carbimazole	4 741	4 590	4 727	5 042	5 491	80	40	1 634	2 561	1 256	2 541
<b>H04</b>	<b>PANCREATIC HORMONES</b>	<b>5 265</b>	<b>5 336</b>	<b>5 490</b>	<b>5 591</b>	<b>5 578</b>	<b>46</b>	<b>1 117</b>	<b>2 763</b>	<b>1 404</b>	<b>294</b>	<b>2 378</b>
<b>H04A</b>	<b>GLYCOGENOLYTIC HORMONES</b>	<b>5 265</b>	<b>5 336</b>	<b>5 490</b>	<b>5 591</b>	<b>5 578</b>	<b>46</b>	<b>1 117</b>	<b>2 763</b>	<b>1 404</b>	<b>294</b>	<b>2 378</b>
<b>H04AA</b>	<b>Glycogenolytic hormones</b>	<b>5 265</b>	<b>5 336</b>	<b>5 490</b>	<b>5 591</b>	<b>5 578</b>	<b>46</b>	<b>1 117</b>	<b>2 763</b>	<b>1 404</b>	<b>294</b>	<b>2 378</b>

## ATC group H

ATC level	2008	2009	2010	2011	2012	Share of women (%)	2012				Sales in 1000 NOK
	Number of individuals						Number of individuals per age group				
	<15	15-44	45-69	≥70	<15		15-44	45-69	≥70		
H04AA01 glucagon	5 265	5 336	5 490	5 591	5 578	46	1 117	2 763	1 404	294	2 378
<b>H05 CALCIUM HOMEOSTASIS</b>	<b>644</b>	<b>748</b>	<b>803</b>	<b>916</b>	<b>1 084</b>	<b>58</b>	<b>&lt;5</b>	<b>122</b>	<b>530</b>	<b>431</b>	<b>25 329</b>
<b>H05A PARATHYROID HORMONES AND ANALOGUES</b>	<b>225</b>	<b>237</b>	<b>263</b>	<b>294</b>	<b>377</b>	<b>78</b>	<b>0</b>	<b>42</b>	<b>212</b>	<b>123</b>	<b>10 629</b>
<b>H05AA Parathyroid hormones and analogues</b>	<b>225</b>	<b>237</b>	<b>263</b>	<b>294</b>	<b>377</b>	<b>78</b>	<b>0</b>	<b>42</b>	<b>212</b>	<b>123</b>	<b>10 629</b>
H05AA02 teriparatide	201	213	253	281	367	78	0	41	206	120	10 125
H05AA03 parathyroid hormone	25	25	12	13	11	91	0	<5	7	<5	504
<b>H05B ANTI-PARATHYROID AGENTS</b>	<b>421</b>	<b>511</b>	<b>541</b>	<b>623</b>	<b>707</b>	<b>48</b>	<b>&lt;5</b>	<b>80</b>	<b>318</b>	<b>308</b>	<b>14 700</b>
<b>H05BA Calcitonin preparations</b>	<b>110</b>	<b>86</b>	<b>80</b>	<b>83</b>	<b>69</b>	<b>86</b>	<b>0</b>	<b>6</b>	<b>16</b>	<b>47</b>	<b>257</b>
H05BA01 calcitonin (salmon synthetic)	110	86	80	83	69	86	0	6	16	47	257
<b>H05BX Other anti-parathyroid agents</b>	<b>313</b>	<b>425</b>	<b>461</b>	<b>540</b>	<b>638</b>	<b>44</b>	<b>&lt;5</b>	<b>74</b>	<b>302</b>	<b>261</b>	<b>14 443</b>
H05BX01 cinacalcet	304	391	418	474	499	48	<5	52	225	221	11 888
H05BX02 paricalcitol	11	44	59	87	184	32	<5	28	95	60	2 555

## 2.11 ATC group J – Antiinfectives for systemic use

ATC level	2008	2009	2010	2011	2012	Share of women (%)	2012				Sales in 1000 NOK
	Number of individuals						Number of individuals per age group				
	<15	15-44	45-69	≥70	<15		15-44	45-69	≥70		
<b>J ANTIINFECTIVES FOR SYSTEMIC USE</b>	<b>1 247 202</b>	<b>1 394 508</b>	<b>1 252 392</b>	<b>1 326 405</b>	<b>1 330 660</b>	<b>59</b>	<b>164 678</b>	<b>534 345</b>	<b>435 678</b>	<b>195 959</b>	<b>802 758</b>
<b>J01 ANTIBACTERIALS FOR SYSTEMIC USE</b>	<b>1 181 387</b>	<b>1 138 247</b>	<b>1 180 410</b>	<b>1 250 480</b>	<b>1 255 603</b>	<b>59</b>	<b>160 267</b>	<b>495 562</b>	<b>410 706</b>	<b>189 068</b>	<b>302 241</b>
<b>J01A TETRACYCLINES</b>	<b>172 668</b>	<b>161 073</b>	<b>167 058</b>	<b>188 189</b>	<b>206 035</b>	<b>57</b>	<b>2 310</b>	<b>89 333</b>	<b>81 214</b>	<b>33 178</b>	<b>38 006</b>
<b>J01AA Tetracyclines</b>	<b>172 668</b>	<b>161 073</b>	<b>167 058</b>	<b>188 189</b>	<b>206 035</b>	<b>57</b>	<b>2 310</b>	<b>89 333</b>	<b>81 214</b>	<b>33 178</b>	<b>38 006</b>
J01AA02 doxycycline	135 973	124 472	129 848	148 596	164 478	57	1 208	59 937	71 981	31 352	21 044
J01AA04 lymecycline	12 748	13 528	14 771	19 412	22 455	56	598	15 971	4 918	968	11 417
J01AA06 oxytetracycline	5 605	5 244	5 164	2 625	<5	100	0	0	<5	0	0
J01AA07 tetracycline	20 731	20 086	19 710	21 378	22 112	56	561	15 333	5 148	1 070	5 364
J01AA08 minocycline	8	16	58	85	145	60	<5	80	55	7	165
J01AA12 tigecycline	6	<5	<5	<5	<5	0	0	0	<5	0	15
<b>J01B AMPHENICOLS</b>	<b>&lt;5</b>	<b>0</b>	<b>&lt;5</b>	<b>0</b>	<b>0</b>	<b>-</b>	<b>0</b>	<b>0</b>	<b>0</b>	<b>0</b>	<b>0</b>
<b>J01BA Amphenicols</b>	<b>&lt;5</b>	<b>0</b>	<b>&lt;5</b>	<b>0</b>	<b>0</b>	<b>-</b>	<b>0</b>	<b>0</b>	<b>0</b>	<b>0</b>	<b>0</b>
J01BA01 chloramphenicol	<5	0	<5	0	0	-	0	0	0	0	0
<b>J01C BETA-LACTAM ANTIBACTERIALS, PENICILLINS</b>	<b>764 657</b>	<b>744 434</b>	<b>776 398</b>	<b>797 519</b>	<b>797 966</b>	<b>60</b>	<b>115 812</b>	<b>307 792</b>	<b>249 508</b>	<b>124 854</b>	<b>126 464</b>
<b>J01CA Penicillins with extended spectrum</b>	<b>281 587</b>	<b>283 578</b>	<b>301 349</b>	<b>309 246</b>	<b>316 692</b>	<b>74</b>	<b>37 215</b>	<b>101 129</b>	<b>103 654</b>	<b>74 694</b>	<b>51 536</b>
J01CA01 ampicillin	35	19	39	24	56	48	<5	<5	17	35	49
J01CA02 pivampicillin	<5	0	0	<5	0	-	0	0	0	0	0
J01CA04 amoxicillin	123 464	118 112	127 541	131 915	136 857	55	32 583	32 194	45 007	27 073	18 664
J01CA08 pivmecillinam	169 588	176 709	186 059	189 598	193 245	87	4 956	72 303	63 251	52 735	32 802
J01CA11 mecillinam	8	<5	<5	<5	10	60	0	<5	6	<5	20
<b>J01CE Beta-lactamase sensitive penicillins</b>	<b>475 189</b>	<b>444 689</b>	<b>458 149</b>	<b>466 195</b>	<b>455 868</b>	<b>54</b>	<b>82 487</b>	<b>190 020</b>	<b>134 499</b>	<b>48 862</b>	<b>43 429</b>
J01CE01 benzylpenicillin	54	58	52	64	85	48	<5	7	21	56	50
J01CE02 phenoxymethylpenicillin	475 113	444 622	458 036	466 096	455 753	54	82 486	189 979	134 462	48 826	43 177
J01CE08 benzathine benzylpenicillin	46	40	99	83	74	20	<5	42	24	7	202
<b>J01CF Beta-lactamase resistant penicillins</b>	<b>79 411</b>	<b>85 870</b>	<b>92 702</b>	<b>100 307</b>	<b>104 650</b>	<b>48</b>	<b>5 821</b>	<b>44 820</b>	<b>36 582</b>	<b>17 427</b>	<b>31 082</b>
J01CF01 dicloxacillin	77 178	84 083	91 099	98 912	103 429	48	5 740	44 383	36 149	17 157	30 039
J01CF02 cloxacillin	2 683	2 153	1 929	1 714	1 515	49	73	549	533	360	1 005
J01CF05 flucloxacillin	19	32	22	17	18	56	13	<5	0	<5	38
<b>J01CR Combinations of penicillins, incl. beta-lactamase inhibitors</b>	<b>52</b>	<b>120</b>	<b>135</b>	<b>114</b>	<b>178</b>	<b>58</b>	<b>101</b>	<b>16</b>	<b>24</b>	<b>37</b>	<b>418</b>
J01CR02 amoxicillin and enzyme inhibitor	38	101	118	94	141	63	100	8	11	22	208
J01CR05 piperacillin and enzyme inhibitor	14	19	17	20	37	38	<5	8	13	15	210

ATC group J

ATC level	2008	2009	2010	2011	2012	Share of women (%)	2012				Sales in 1000 NOK
	Number of individuals						Number of individuals per age group				
	<15	15-44	45-69	≥70	<15		15-44	45-69	≥70		
<b>J01D OTHER BETA-LACTAM ANTI-BACTERIALS</b>	<b>27 291</b>	<b>24 378</b>	<b>23 566</b>	<b>23 142</b>	<b>21 414</b>	<b>59</b>	<b>2 613</b>	<b>7 726</b>	<b>7 409</b>	<b>3 666</b>	<b>7 108</b>
<b>J01DB First-generation cephalosporins</b>	<b>26 924</b>	<b>23 974</b>	<b>23 116</b>	<b>22 707</b>	<b>20 600</b>	<b>60</b>	<b>2 567</b>	<b>7 454</b>	<b>7 112</b>	<b>3 467</b>	<b>3 012</b>
J01DB01 cefalexin	26 914	23 952	23 099	22 698	20 581	60	2 565	7 452	7 107	3 457	2 987
J01DB03 cefalotin	10	23	17	9	20	35	<5	<5	6	10	25
<b>J01DC Second-generation cephalosporins</b>	<b>67</b>	<b>63</b>	<b>71</b>	<b>72</b>	<b>102</b>	<b>65</b>	<b>0</b>	<b>9</b>	<b>30</b>	<b>63</b>	<b>85</b>
J01DC02 cefuroxime	67	63	71	72	102	65	0	9	30	63	85
<b>J01DD Third-generation cephalosporins</b>	<b>316</b>	<b>346</b>	<b>388</b>	<b>362</b>	<b>704</b>	<b>39</b>	<b>51</b>	<b>254</b>	<b>259</b>	<b>140</b>	<b>2 450</b>
J01DD01 cefotaxime	30	39	42	47	104	33	<5	9	41	51	97
J01DD02 ceftazidime	57	71	80	57	68	44	9	32	16	11	993
J01DD04 ceftriaxone	148	155	190	177	194	39	33	68	60	33	532
<b>J01DF Monobactams</b>	<b>12</b>	<b>11</b>	<b>13</b>	<b>8</b>	<b>9</b>	<b>33</b>	<b>0</b>	<b>9</b>	<b>0</b>	<b>0</b>	<b>330</b>
J01DF01 aztreonam	12	11	13	8	9	33	0	9	0	0	330
<b>J01DH Carbapenems</b>	<b>31</b>	<b>56</b>	<b>43</b>	<b>53</b>	<b>69</b>	<b>49</b>	<b>5</b>	<b>24</b>	<b>24</b>	<b>16</b>	<b>1 231</b>
J01DH02 meropenem	30	46	39	40	58	43	5	21	21	11	929
J01DH03 ertapenem	<5	8	<5	13	10	70	0	<5	<5	<5	271
J01DH04 doripenem	0	0	0	0	<5	0	0	<5	0	0	16
J01DH51 imipenem and enzyme inhibitor	<5	<5	<5	<5	<5	100	0	0	0	<5	16
<b>J01E SULFONAMIDES AND TRIMETHOPRIM</b>	<b>123 869</b>	<b>118 489</b>	<b>117 088</b>	<b>116 661</b>	<b>114 441</b>	<b>76</b>	<b>13 823</b>	<b>29 885</b>	<b>37 737</b>	<b>32 996</b>	<b>10 987</b>
<b>J01EA Trimethoprim and derivatives</b>	<b>93 084</b>	<b>88 503</b>	<b>86 108</b>	<b>84 347</b>	<b>80 448</b>	<b>85</b>	<b>7 941</b>	<b>22 070</b>	<b>25 930</b>	<b>24 507</b>	<b>6 502</b>
J01EA01 trimethoprim	93 084	88 503	86 108	84 347	80 448	85	7 941	22 070	25 930	24 507	6 502
<b>J01EE Combinations of sulfonamides and trimethoprim, incl. derivatives</b>	<b>34 915</b>	<b>34 027</b>	<b>34 976</b>	<b>36 389</b>	<b>38 324</b>	<b>57</b>	<b>6 419</b>	<b>8 610</b>	<b>13 174</b>	<b>10 121</b>	<b>4 485</b>
J01EE01 sulfamethoxazole and trimethoprim	34 915	34 027	34 976	36 389	38 324	57	6 419	8 610	13 174	10 121	4 485
<b>J01F MACROLIDES, LINCOSAMIDES AND STREPTOGRAMINS</b>	<b>310 374</b>	<b>283 337</b>	<b>301 083</b>	<b>349 643</b>	<b>342 304</b>	<b>57</b>	<b>49 242</b>	<b>150 578</b>	<b>111 227</b>	<b>31 257</b>	<b>57 070</b>
<b>J01FA Macrolides</b>	<b>272 328</b>	<b>244 678</b>	<b>257 943</b>	<b>304 755</b>	<b>294 690</b>	<b>57</b>	<b>44 865</b>	<b>131 285</b>	<b>93 726</b>	<b>24 814</b>	<b>45 411</b>
J01FA01 erythromycin	142 942	123 140	129 188	170 347	152 191	58	31 380	59 993	47 071	13 747	18 895
J01FA02 spiramycin	3 575	3 033	2 794	2 744	2 645	61	50	1 000	1 247	348	435
J01FA09 clarithromycin	44 208	36 958	37 830	43 161	48 422	57	7 008	17 709	17 984	5 721	7 924
J01FA10 azithromycin	92 794	90 850	98 413	101 180	104 940	58	8 476	58 526	31 969	5 969	18 131
J01FA15 telithromycin	0	0	0	0	<5	50	0	<5	0	0	26
<b>J01FF Lincosamides</b>	<b>46 064</b>	<b>45 847</b>	<b>51 154</b>	<b>53 678</b>	<b>56 442</b>	<b>54</b>	<b>5 396</b>	<b>23 391</b>	<b>20 346</b>	<b>7 309</b>	<b>11 659</b>

ATC group J

ATC level	2008	2009	2010	2011	2012	Share of women (%)	2012				Sales in 1000 NOK
	Number of individuals						Number of individuals per age group				
	<15	15-44	45-69	≥70	<15		15-44	45-69	≥70		
J01FF01 clindamycin	46 064	45 847	51 154	53 678	56 442	54	5 396	23 391	20 346	7 309	11 659
<b>J01G AMINOGLYCOSIDE ANTIBACTERIALS</b>	<b>278</b>	<b>289</b>	<b>273</b>	<b>252</b>	<b>253</b>	<b>53</b>	<b>69</b>	<b>106</b>	<b>63</b>	<b>15</b>	<b>10 214</b>
<b>J01GA Streptomycins</b>	<b>&lt;5</b>	<b>0</b>	<b>0</b>	<b>0</b>	<b>0</b>	<b>-</b>	<b>0</b>	<b>0</b>	<b>0</b>	<b>0</b>	<b>0</b>
J01GA01 streptomycin	<5	0	0	0	0	-	0	0	0	0	0
<b>J01GB Other aminoglycosides</b>	<b>277</b>	<b>289</b>	<b>273</b>	<b>252</b>	<b>253</b>	<b>53</b>	<b>69</b>	<b>106</b>	<b>63</b>	<b>15</b>	<b>10 214</b>
J01GB01 tobramycin	245	258	250	219	228	53	66	101	53	8	9 414
J01GB03 gentamicin	28	26	16	19	13	31	<5	<5	5	5	91
J01GB06 amikacin	6	5	10	14	12	67	<5	<5	5	<5	710
<b>J01M QUINOLONE ANTIBACTERIALS</b>	<b>59 957</b>	<b>60 651</b>	<b>64 703</b>	<b>67 271</b>	<b>69 544</b>	<b>49</b>	<b>619</b>	<b>17 063</b>	<b>30 033</b>	<b>21 829</b>	<b>16 139</b>
<b>J01MA Fluoroquinolones</b>	<b>59 957</b>	<b>60 651</b>	<b>64 703</b>	<b>67 271</b>	<b>69 544</b>	<b>49</b>	<b>619</b>	<b>17 063</b>	<b>30 033</b>	<b>21 829</b>	<b>16 139</b>
J01MA01 ofloxacin	3 012	2 717	2 516	2 242	2 055	42	<5	586	879	589	720
J01MA02 ciprofloxacin	57 335	58 298	62 445	65 193	67 597	50	618	16 320	29 301	21 358	14 504
J01MA12 levofloxacin	5	15	21	31	20	55	0	5	14	<5	194
J01MA14 moxifloxacin	65	71	142	205	260	52	0	238	20	<5	722
<b>J01X OTHER ANTIBACTERIALS</b>	<b>47 875</b>	<b>51 069</b>	<b>54 632</b>	<b>58 484</b>	<b>59 424</b>	<b>84</b>	<b>1 431</b>	<b>11 722</b>	<b>20 462</b>	<b>25 809</b>	<b>36 253</b>
<b>J01XA Glycopeptide antibacterials</b>	<b>29</b>	<b>27</b>	<b>23</b>	<b>27</b>	<b>35</b>	<b>40</b>	<b>5</b>	<b>&lt;5</b>	<b>12</b>	<b>15</b>	<b>333</b>
J01XA01 vancomycin	23	26	21	24	35	40	5	<5	12	15	333
J01XA02 teicoplanin	6	<5	<5	<5	0	-	0	0	0	0	0
<b>J01XB Polymyxins</b>	<b>60</b>	<b>64</b>	<b>55</b>	<b>63</b>	<b>72</b>	<b>53</b>	<b>14</b>	<b>31</b>	<b>20</b>	<b>7</b>	<b>2 136</b>
J01XB01 colistin	60	64	55	63	72	53	14	31	20	7	2 136
<b>J01XC Steroid antibacterials</b>	<b>865</b>	<b>711</b>	<b>757</b>	<b>663</b>	<b>591</b>	<b>54</b>	<b>22</b>	<b>222</b>	<b>208</b>	<b>139</b>	<b>411</b>
J01XC01 fusidic acid	865	711	757	663	591	54	22	222	208	139	411
<b>J01XD Imidazole derivatives</b>	<b>17</b>	<b>23</b>	<b>24</b>	<b>26</b>	<b>25</b>	<b>52</b>	<b>0</b>	<b>&lt;5</b>	<b>14</b>	<b>8</b>	<b>59</b>
J01XD01 metronidazole	17	23	24	26	25	52	0	<5	14	8	59
<b>J01XE Nitrofurantoin derivatives</b>	<b>29 536</b>	<b>31 296</b>	<b>33 594</b>	<b>36 784</b>	<b>36 138</b>	<b>85</b>	<b>1 302</b>	<b>8 959</b>	<b>12 504</b>	<b>13 373</b>	<b>3 944</b>
J01XE01 nitrofurantoin	29 536	31 296	33 594	36 784	36 138	85	1 302	8 959	12 504	13 373	3 944
<b>J01XX Other antibacterials</b>	<b>21 193</b>	<b>23 185</b>	<b>24 887</b>	<b>25 921</b>	<b>28 054</b>	<b>84</b>	<b>125</b>	<b>3 273</b>	<b>9 631</b>	<b>15 025</b>	<b>29 370</b>
J01XX01 fosfomycin	0	0	0	0	<5	100	0	0	<5	0	2
J01XX05 methenamine	21 023	22 969	24 644	25 647	27 808	84	123	3 226	9 520	14 939	20 441
J01XX08 linezolid	177	223	252	279	252	42	<5	50	110	90	8 862
J01XX09 daptomycin	0	0	0	0	<5	50	0	0	<5	<5	64
<b>J02 ANTIMYCOTICS FOR SYSTEMIC USE</b>	<b>40 785</b>	<b>42 646</b>	<b>45 330</b>	<b>46 501</b>	<b>47 629</b>	<b>86</b>	<b>430</b>	<b>30 047</b>	<b>13 733</b>	<b>3 419</b>	<b>32 847</b>
<b>J02A ANTIMYCOTICS FOR SYSTEMIC USE</b>	<b>40 785</b>	<b>42 646</b>	<b>45 330</b>	<b>46 501</b>	<b>47 629</b>	<b>86</b>	<b>430</b>	<b>30 047</b>	<b>13 733</b>	<b>3 419</b>	<b>32 847</b>
<b>J02AA Antibiotics</b>	<b>&lt;5</b>	<b>&lt;5</b>	<b>0</b>	<b>&lt;5</b>	<b>&lt;5</b>	<b>0</b>	<b>&lt;5</b>	<b>0</b>	<b>0</b>	<b>0</b>	<b>770</b>



ATC group J

ATC level	2008	2009	2010	2011	2012	Share of women (%)	2012				2012 Sales in 1000 NOK
	Number of individuals						Number of individuals per age group				
	<15	15-44	45-69	≥70	<15		15-44	45-69	≥70		
J02AA01 amphotericin B	<5	<5	0	<5	<5	0	<5	0	0	0	770
<b>J02AB Imidazole derivatives</b>	<b>2 294</b>	<b>2 262</b>	<b>2 163</b>	<b>2 227</b>	<b>2 255</b>	<b>45</b>	<b>19</b>	<b>1 532</b>	<b>633</b>	<b>71</b>	<b>702</b>
J02AB02 ketoconazole	2 294	2 262	2 163	2 227	2 255	45	19	1 532	633	71	702
<b>J02AC Triazole derivatives</b>	<b>38 599</b>	<b>40 488</b>	<b>43 283</b>	<b>44 379</b>	<b>45 482</b>	<b>88</b>	<b>412</b>	<b>28 577</b>	<b>13 137</b>	<b>3 356</b>	<b>25 132</b>
J02AC01 fluconazole	38 354	40 227	42 967	43 936	45 173	88	400	28 452	13 004	3 317	14 155
J02AC02 itraconazole	307	526	471	635	607	79	11	338	218	40	827
J02AC03 voriconazole	66	65	80	80	88	43	<5	20	46	18	6 705
J02AC04 posaconazole	7	9	22	40	55	45	<5	20	30	<5	3 445
<b>J02AX Other antimycotics for systemic use</b>	<b>&lt;5</b>	<b>&lt;5</b>	<b>&lt;5</b>	<b>5</b>	<b>6</b>	<b>33</b>	<b>&lt;5</b>	<b>&lt;5</b>	<b>&lt;5</b>	<b>0</b>	<b>6 243</b>
J02AX04 caspofungin	<5	<5	<5	<5	<5	50	0	<5	<5	0	1 487
J02AX05 micafungin	0	0	0	<5	<5	33	<5	<5	<5	0	4 113
J02AX06 anidulafungin	0	<5	0	<5	<5	0	0	0	<5	0	642
<b>J04 ANTIMYCOBACTERIALS</b>	<b>917</b>	<b>1 336</b>	<b>1 573</b>	<b>1 645</b>	<b>1 775</b>	<b>49</b>	<b>98</b>	<b>780</b>	<b>552</b>	<b>345</b>	<b>5 181</b>
<b>J04A DRUGS FOR TREATMENT OF TUBERCULOSIS</b>	<b>486</b>	<b>931</b>	<b>1 126</b>	<b>1 194</b>	<b>1 353</b>	<b>52</b>	<b>90</b>	<b>692</b>	<b>360</b>	<b>211</b>	<b>4 821</b>
<b>J04AB Antibiotics</b>	<b>318</b>	<b>401</b>	<b>444</b>	<b>474</b>	<b>610</b>	<b>51</b>	<b>65</b>	<b>153</b>	<b>220</b>	<b>172</b>	<b>1 656</b>
J04AB02 rifampicin	303	377	422	458	598	52	65	151	213	169	1 090
J04AB04 rifabutin	16	25	24	17	13	54	0	<5	8	<5	199
J04AB30 capreomycin	<5	0	0	0	<5	0	0	<5	0	0	367
<b>J04AC Hydrazides</b>	<b>38</b>	<b>64</b>	<b>75</b>	<b>88</b>	<b>72</b>	<b>56</b>	<b>13</b>	<b>23</b>	<b>25</b>	<b>11</b>	<b>72</b>
J04AC01 isoniazid	38	64	75	88	72	56	13	23	25	11	72
<b>J04AD Thiocaramide derivatives</b>	<b>&lt;5</b>	<b>&lt;5</b>	<b>0</b>	<b>0</b>	<b>0</b>	<b>-</b>	<b>0</b>	<b>0</b>	<b>0</b>	<b>0</b>	<b>0</b>
J04AD01 protionamide	<5	<5	0	0	0	-	0	0	0	0	0
<b>J04AK Other drugs for treatment of tuberculosis</b>	<b>99</b>	<b>126</b>	<b>203</b>	<b>207</b>	<b>260</b>	<b>53</b>	<b>&lt;5</b>	<b>138</b>	<b>81</b>	<b>37</b>	<b>876</b>
J04AK01 pyrazinamide	13	20	28	37	44	61	<5	30	8	<5	100
J04AK02 ethambutol	97	115	198	200	247	53	<5	131	78	35	776
<b>J04AM Combinations of drugs for treatment of tuberculosis</b>	<b>112</b>	<b>493</b>	<b>645</b>	<b>684</b>	<b>717</b>	<b>52</b>	<b>23</b>	<b>532</b>	<b>124</b>	<b>38</b>	<b>2 217</b>
J04AM02 rifampicin and isoniazid	82	433	578	619	665	52	23	498	112	32	1 813
J04AM05 rifampicin, pyrazinamide and isoniazid	36	76	138	111	164	48	0	107	37	20	404
J04AM06 rifampicin, pyrazinamide, ethambutol and isoniazid	13	58	47	47	0	-	0	0	0	0	0
<b>J04B DRUGS FOR TREATMENT OF LEPRO</b>	<b>433</b>	<b>405</b>	<b>449</b>	<b>454</b>	<b>422</b>	<b>40</b>	<b>8</b>	<b>88</b>	<b>192</b>	<b>134</b>	<b>360</b>
<b>J04BA Drugs for treatment of lepra</b>	<b>433</b>	<b>405</b>	<b>449</b>	<b>454</b>	<b>422</b>	<b>40</b>	<b>8</b>	<b>88</b>	<b>192</b>	<b>134</b>	<b>360</b>
J04BA01 clofazimine	<5	0	0	0	0	-	0	0	0	0	0

ATC group J

ATC level	2008	2009	2010	2011	2012	Share of women (%)	2012				2012 Sales in 1000 NOK
	Number of individuals						Number of individuals per age group				
	<15	15-44	45-69	≥70	<15		15-44	45-69	≥70		
J04BA02 dapson	432	405	449	454	422	40	8	88	192	134	360
<b>J05 ANTIVIRALS FOR SYSTEMIC USE</b>	<b>24 595</b>	<b>304 693</b>	<b>31 034</b>	<b>32 722</b>	<b>34 699</b>	<b>61</b>	<b>722</b>	<b>17 154</b>	<b>12 730</b>	<b>4 093</b>	<b>393 420</b>
<b>J05A DIRECT ACTING ANTIVIRALS</b>	<b>24 595</b>	<b>304 693</b>	<b>31 034</b>	<b>32 722</b>	<b>34 699</b>	<b>61</b>	<b>722</b>	<b>17 154</b>	<b>12 730</b>	<b>4 093</b>	<b>393 420</b>
<b>J05AB Nucleosides and nucleotides excl. reverse transcriptase inhibitors</b>	<b>21 809</b>	<b>23 038</b>	<b>24 889</b>	<b>27 463</b>	<b>29 957</b>	<b>64</b>	<b>591</b>	<b>14 753</b>	<b>10 784</b>	<b>3 829</b>	<b>54 696</b>
J05AB01 aciclovir	9 892	10 264	11 316	12 172	12 627	67	415	6 485	4 105	1 622	4 958
J05AB04 ribavirin	803	770	705	760	898	35	<5	448	441	5	20 203
J05AB06 ganciclovir	<5	0	<5	<5	0	-	0	0	0	0	0
J05AB09 famciclovir	0	0	0	0	<5	0	0	<5	0	0	5
J05AB11 valaciclovir	11 348	12 244	13 096	14 811	16 758	64	180	8 128	6 235	2 215	14 842
J05AB12 cidofovir	<5	0	0	0	0	-	0	0	0	0	0
J05AB14 valganciclovir	223	246	283	319	348	36	<5	90	210	46	14 687
<b>J05AD Phosphonic acid derivatives</b>	<b>0</b>	<b>0</b>	<b>0</b>	<b>0</b>	<b>&lt;5</b>	<b>100</b>	<b>0</b>	<b>0</b>	<b>&lt;5</b>	<b>0</b>	<b>21</b>
J05AD01 foscarnet	0	0	0	0	<5	100	0	0	<5	0	21
<b>J05AE Protease inhibitors</b>	<b>588</b>	<b>728</b>	<b>860</b>	<b>1 105</b>	<b>1 531</b>	<b>36</b>	<b>&lt;5</b>	<b>766</b>	<b>742</b>	<b>19</b>	<b>113 609</b>
J05AE01 saquinavir	17	11	9	7	6	17	0	<5	<5	<5	295
J05AE02 indinavir	11	6	<5	<5	<5	100	0	<5	0	0	13
J05AE03 ritonavir	379	499	604	720	843	38	<5	471	359	9	3 261
J05AE07 fosamprenavir	<5	<5	<5	<5	<5	0	0	<5	<5	0	88
J05AE08 atazanavir	517	660	780	920	1 060	36	<5	580	461	16	40 375
J05AE09 tipranavir	<5	<5	0	0	0	-	0	0	0	0	0
J05AE10 darunavir	48	55	70	91	129	28	<5	40	87	<5	8 352
J05AE11 telaprevir	0	0	0	16	94	37	0	32	61	<5	21 007
J05AE12 boceprevir	0	0	0	76	255	37	0	117	138	0	40 219
<b>J05AF Nucleoside and nucleotide reverse transcriptase inhibitors</b>	<b>394</b>	<b>388</b>	<b>399</b>	<b>420</b>	<b>478</b>	<b>37</b>	<b>17</b>	<b>217</b>	<b>236</b>	<b>8</b>	<b>18 368</b>
J05AF01 zidovudine	55	41	34	35	29	38	<5	18	9	<5	588
J05AF02 didanosine	77	53	37	22	17	41	0	7	8	<5	301
J05AF04 stavudine	28	13	13	<5	0	-	0	0	0	0	0
J05AF05 lamivudine	145	117	100	93	89	44	15	28	45	<5	960
J05AF06 abacavir	46	48	51	54	58	50	13	25	20	0	1 418
J05AF07 tenofovir disoproxil	148	158	163	191	222	36	<5	113	106	<5	7 881
J05AF08 adefovir dipivoxil	38	33	22	15	11	36	0	<5	9	0	591
J05AF09 emtricitabine	13	11	11	9	6	33	0	<5	<5	0	136

## ATC group J

ATC level	2008	2009	2010	2011	2012	Share of women (%)	2012				2012 Sales in 1000 NOK
	Number of individuals						Number of individuals per age group				
	<15	15-44	45-69	≥70	<15		15-44	45-69	≥70		
J05AF10 entecavir	56	87	106	126	157	37	0	77	76	<5	6 491
J05AF11 telbivudine	6	8	5	<5	0	-	0	0	0	0	0
<b>J05AG Non-nucleoside reverse transcriptase inhibitors</b>	<b>633</b>	<b>573</b>	<b>529</b>	<b>467</b>	<b>413</b>	<b>39</b>	<b>13</b>	<b>176</b>	<b>211</b>	<b>13</b>	<b>10 421</b>
J05AG01 nevirapine	183	186	191	184	172	40	5	71	89	7	4 119
J05AG03 efavirenz	455	382	321	258	213	39	7	98	102	6	5 168
J05AG04 etravirine	0	12	23	28	28	25	<5	7	20	0	1 125
J05AG05 rilpivirine	0	0	0	0	<5	0	0	<5	0	0	9
<b>J05AH Neuraminidase inhibitors</b>	<b>1 088</b>	<b>282 095</b>	<b>3 860</b>	<b>2 646</b>	<b>1 803</b>	<b>53</b>	<b>107</b>	<b>876</b>	<b>606</b>	<b>214</b>	<b>466</b>
J05AH01 zanamivir	109	2 542	35	36	34	62	<5	13	15	<5	8
J05AH02 oseltamivir	981	279 946	3 829	2 612	1 771	53	104	865	591	211	458
<b>J05AR Antivirals for treatment of HIV infections, combinations</b>	<b>1 620</b>	<b>1 927</b>	<b>2 184</b>	<b>2 445</b>	<b>2 715</b>	<b>35</b>	<b>11</b>	<b>1 400</b>	<b>1 257</b>	<b>47</b>	<b>174 841</b>
J05AR01 zidovudine and lamivudine	648	606	514	421	344	49	0	189	142	13	9 019
J05AR02 lamivudine and abacavir	230	258	279	290	328	30	<5	139	175	12	12 818
J05AR03 tenofovir disoproxil and emtricitabine	738	890	1 065	1 230	1 404	38	<5	762	621	18	70 051
J05AR04 zidovudine, lamivudine and abacavir	37	36	35	31	22	50	0	7	15	0	1 038
J05AR06 emtricitabine, tenofovir disoproxil and efavirenz	130	362	514	650	753	27	0	383	360	10	61 581
J05AR08 emtricitabine, tenofovir disoproxil and rilpivirine	0	0	0	0	142	18	0	90	52	0	6 645
J05AR10 lopinavir and ritonavir	582	583	551	510	466	50	7	292	160	7	13 691
<b>J05AX Other antivirals</b>	<b>50</b>	<b>97</b>	<b>179</b>	<b>271</b>	<b>325</b>	<b>44</b>	<b>&lt;5</b>	<b>142</b>	<b>178</b>	<b>&lt;5</b>	<b>20 998</b>
J05AX05 inosine pranobex	<5	<5	31	81	61	82	<5	41	18	0	219
J05AX07 enfuvirtide	6	<5	0	0	0	-	0	0	0	0	0
J05AX08 raltegravir	48	96	148	190	264	35	0	101	160	<5	20 366
J05AX09 maraviroc	5	5	7	7	7	14	0	<5	6	0	413

## 2.12 ATC group L – Antineoplastic and immunomodulating agents

ATC level	2008	2009	2010	2011	2012	Share of women (%)	2012				2012 Sales in 1000 NOK
	Number of individuals						Number of individuals per age group				
	<15	15-44	45-69	≥70	<15		15-44	45-69	≥70		
<b>L ANTINEOPLASTIC AND IMMUNOMODULATING AGENTS</b>	<b>70 154</b>	<b>72 795</b>	<b>76 656</b>	<b>81 612</b>	<b>86 248</b>	<b>54</b>	<b>1 255</b>	<b>18 728</b>	<b>40 814</b>	<b>25 451</b>	<b>2 400 496</b>
<b>L02 ENDOCRINE THERAPY</b>	<b>24 557</b>	<b>24 457</b>	<b>24 886</b>	<b>25 999</b>	<b>26 119</b>	<b>51</b>	<b>158</b>	<b>2 825</b>	<b>9 093</b>	<b>14 043</b>	<b>280 239</b>
<b>L02A HORMONES AND RELATED AGENTS</b>	<b>10 787</b>	<b>10 788</b>	<b>11 009</b>	<b>11 761</b>	<b>11 166</b>	<b>21</b>	<b>156</b>	<b>1 861</b>	<b>2 042</b>	<b>7 107</b>	<b>94 245</b>
<b>L02AA Estrogens</b>	<b>48</b>	<b>25</b>	<b>17</b>	<b>7</b>	<b>&lt;5</b>	<b>50</b>	<b>0</b>	<b>0</b>	<b>&lt;5</b>	<b>&lt;5</b>	<b>1</b>
L02AA02 polyestradiol phosphate	48	25	17	7	<5	50	0	0	<5	<5	1
<b>L02AB Progestogens</b>	<b>223</b>	<b>188</b>	<b>178</b>	<b>202</b>	<b>166</b>	<b>83</b>	<b>0</b>	<b>9</b>	<b>70</b>	<b>87</b>	<b>368</b>
L02AB01 megestrol	186	178	178	202	166	83	0	9	70	87	368
L02AB02 medroxyprogesterone	44	12	0	0	0	-	0	0	0	0	0
<b>L02AE Gonadotropin releasing hormone analogues</b>	<b>10 547</b>	<b>10 590</b>	<b>10 827</b>	<b>11 558</b>	<b>11 002</b>	<b>20</b>	<b>156</b>	<b>1 852</b>	<b>1 971</b>	<b>7 023</b>	<b>93 876</b>
L02AE01 buserelin	1 337	1 282	1 474	1 898	1 309	99	0	1 290	12	7	2 136
L02AE02 leuprorelin	3 804	3 887	3 891	4 012	3 955	14	155	365	561	2 874	35 996
L02AE03 goserelin	5 557	5 601	5 619	5 783	5 858	7	<5	227	1 426	4 204	55 448
L02AE04 triptorelin	<5	8	<5	12	13	100	0	11	<5	0	55
L02AE05 histrelin	0	0	0	12	20	0	0	0	<5	16	242
<b>L02B HORMONE ANTAGONISTS AND RELATED AGENTS</b>	<b>16 898</b>	<b>16 800</b>	<b>17 127</b>	<b>17 878</b>	<b>18 845</b>	<b>58</b>	<b>&lt;5</b>	<b>1 011</b>	<b>8 173</b>	<b>9 659</b>	<b>185 994</b>
<b>L02BA Anti-estrogens</b>	<b>5 502</b>	<b>4 959</b>	<b>4 109</b>	<b>3 861</b>	<b>3 990</b>	<b>97</b>	<b>&lt;5</b>	<b>625</b>	<b>2 410</b>	<b>953</b>	<b>13 131</b>
L02BA01 tamoxifen	5 251	4 716	3 893	3 597	3 758	97	<5	618	2 278	860	3 380
L02BA03 fulvestrant	270	267	242	296	266	99	0	8	146	112	9 751
<b>L02BB Anti-androgens</b>	<b>6 370</b>	<b>6 380</b>	<b>6 641</b>	<b>7 008</b>	<b>6 978</b>	<b>0</b>	<b>0</b>	<b>&lt;5</b>	<b>1 567</b>	<b>5 408</b>	<b>41 945</b>
L02BB01 flutamide	389	352	305	253	248	1	0	<5	24	222	1 075
L02BB03 bicalutamide	6 003	6 058	6 362	6 775	6 760	0	0	<5	1 548	5 211	40 870
<b>L02BG Aromatase inhibitors</b>	<b>5 968</b>	<b>6 601</b>	<b>7 219</b>	<b>7 378</b>	<b>7 770</b>	<b>99</b>	<b>0</b>	<b>400</b>	<b>4 315</b>	<b>3 055</b>	<b>38 748</b>
L02BG03 anastrozole	3 444	3 276	2 901	2 331	1 855	98	0	25	1 049	781	8 670
L02BG04 letrozole	1 396	2 360	3 478	4 365	5 295	99	0	363	2 927	2 005	26 512
L02BG06 exemestane	1 363	1 200	1 108	929	809	99	0	18	464	327	3 565
<b>L02BX Other hormone antagonists and related agents</b>	<b>0</b>	<b>0</b>	<b>89</b>	<b>377</b>	<b>836</b>	<b>0</b>	<b>0</b>	<b>0</b>	<b>267</b>	<b>569</b>	<b>92 169</b>
L02BX02 degarelix	0	0	89	271	380	0	0	0	134	246	4 020
L02BX03 abiraterone	0	0	0	107	484	0	0	0	147	337	88 149
<b>L03 IMMUNOSTIMULANTS</b>	<b>5 353</b>	<b>5 663</b>	<b>5 883</b>	<b>6 294</b>	<b>6 762</b>	<b>61</b>	<b>60</b>	<b>2 480</b>	<b>3 656</b>	<b>566</b>	<b>346 730</b>
<b>L03A IMMUNOSTIMULANTS</b>	<b>5 353</b>	<b>5 663</b>	<b>5 883</b>	<b>6 294</b>	<b>6 762</b>	<b>61</b>	<b>60</b>	<b>2 480</b>	<b>3 656</b>	<b>566</b>	<b>346 730</b>
<b>L03AA Colony stimulating factors</b>	<b>1 928</b>	<b>2 085</b>	<b>2 222</b>	<b>2 426</b>	<b>2 693</b>	<b>61</b>	<b>41</b>	<b>456</b>	<b>1 666</b>	<b>530</b>	<b>87 962</b>
L03AA02 filgrastim	364	362	415	587	599	48	35	113	342	109	9 907
L03AA13 pegfilgrastim	1 649	1 815	1 919	1 958	2 220	64	8	374	1 399	439	78 055
<b>L03AB Interferons</b>	<b>2 667</b>	<b>2 666</b>	<b>2 649</b>	<b>2 756</b>	<b>2 886</b>	<b>57</b>	<b>20</b>	<b>1 423</b>	<b>1 414</b>	<b>29</b>	<b>172 182</b>

ATC group L

ATC level	2008	2009	2010	2011	2012	Share of women (%)	2012				2012	
	Number of individuals						Number of individuals per age group				Sales in 1000 NOK	
	<5	5-14	15-44	45-69	≥70		<15	15-44	45-69	≥70		
L03AB01	interferon alfa natural	<5	5	11	20	20	50	0	10	10	0	2 765
L03AB03	interferon gamma	11	9	9	9	10	60	<5	6	0	0	1 013
L03AB04	interferon alfa-2a	5	14	19	19	23	35	0	5	13	5	755
L03AB05	interferon alfa-2b	80	62	74	63	49	35	0	9	34	6	1 524
L03AB07	interferon beta-1a	1 335	1 348	1 217	1 183	1 175	71	12	575	587	<5	96 346
L03AB08	interferon beta-1b	363	372	533	637	652	67	<5	360	289	<5	30 913
L03AB10	peginterferon alfa-2b	465	416	310	273	337	36	<5	158	166	9	14 121
L03AB11	peginterferon alfa-2a	424	468	503	594	685	36	0	340	338	7	24 745
<b>L03AC</b>	<b>Interleukins</b>	<b>&lt;5</b>	<b>0</b>	<b>0</b>	<b>&lt;5</b>	<b>0</b>	<b>-</b>	<b>0</b>	<b>0</b>	<b>0</b>	<b>0</b>	<b>0</b>
L03AC01	aldesleukin	<5	0	0	<5	0	-	0	0	0	0	0
<b>L03AX</b>	<b>Other immunostimulants</b>	<b>862</b>	<b>1 023</b>	<b>1 148</b>	<b>1 266</b>	<b>1 358</b>	<b>72</b>	<b>0</b>	<b>697</b>	<b>654</b>	<b>7</b>	<b>86 586</b>
L03AX03	BCG vaccine	<5	7	13	12	10	10	0	<5	5	<5	76
L03AX13	glatiramer acetate	858	1 016	1 135	1 254	1 348	73	0	696	649	<5	86 510
<b>L04</b>	<b>IMMUNOSUPPRESSANTS</b>	<b>35 076</b>	<b>37 221</b>	<b>39 932</b>	<b>42 913</b>	<b>46 329</b>	<b>55</b>	<b>899</b>	<b>12 749</b>	<b>24 391</b>	<b>8 290</b>	<b>1 432 345</b>
<b>L04A</b>	<b>IMMUNOSUPPRESSANTS</b>	<b>35 076</b>	<b>37 221</b>	<b>39 932</b>	<b>42 913</b>	<b>46 329</b>	<b>55</b>	<b>899</b>	<b>12 749</b>	<b>24 391</b>	<b>8 290</b>	<b>1 432 345</b>
<b>L04AA</b>	<b>Selective immunosuppressants</b>	<b>4 317</b>	<b>4 619</b>	<b>4 910</b>	<b>5 466</b>	<b>6 246</b>	<b>48</b>	<b>86</b>	<b>1 481</b>	<b>3 672</b>	<b>1 007</b>	<b>168 067</b>
L04AA06	mycophenolic acid	2 647	2 965	3 266	3 591	3 919	37	78	949	2 329	563	41 785
L04AA10	sirolimus	68	70	101	130	149	32	<5	22	106	17	5 179
L04AA13	leflunomide	1 318	1 362	1 458	1 539	1 661	69	<5	194	1 050	415	9 329
L04AA18	everolimus	253	263	294	336	402	30	<5	55	264	80	24 413
L04AA21	efalizumab	196	118	0	0	0	-	0	0	0	0	0
L04AA23	natalizumab	42	58	49	0	0	-	0	0	0	0	0
L04AA24	abatacept	16	<5	<5	0	0	-	0	0	0	0	0
L04AA25	eculizumab	0	<5	<5	5	8	75	<5	<5	<5	<5	21 180
L04AA27	fingolimod	0	0	0	186	487	72	<5	309	177	0	66 182
<b>L04AB</b>	<b>Tumor necrosis factor alpha (TNF-) inhibitors</b>	<b>7 626</b>	<b>8 409</b>	<b>9 649</b>	<b>11 057</b>	<b>12 623</b>	<b>53</b>	<b>186</b>	<b>4 680</b>	<b>6 679</b>	<b>1 078</b>	<b>1 026 277</b>
L04AB01	etanercept	5 280	5 162	5 078	6 122	6 944	55	118	2 259	3 880	687	479 052
L04AB02	infliximab	278	83	<5	0	0	-	0	0	0	0	0
L04AB04	adalimumab	2 329	3 519	3 993	4 121	4 588	51	77	2 066	2 173	272	414 454
L04AB05	certolizumab pegol	0	0	135	314	606	75	0	158	351	97	32 159
L04AB06	golimumab	0	0	1 038	1 208	1 218	50	0	498	655	65	100 612
<b>L04AC</b>	<b>Interleukin inhibitors</b>	<b>58</b>	<b>69</b>	<b>127</b>	<b>180</b>	<b>293</b>	<b>44</b>	<b>11</b>	<b>126</b>	<b>143</b>	<b>13</b>	<b>32 836</b>
L04AC03	anakinra	58	68	75	85	121	46	8	50	56	7	7 308
L04AC05	ustekinumab	0	<5	50	92	166	43	0	73	87	6	15 904
L04AC08	canakinumab	0	0	<5	6	7	29	<5	<5	0	0	9 624

ATC group L

ATC level	2008	2009	2010	2011	2012	Share of women (%)	2012				2012	
	Number of individuals						Number of individuals per age group				Sales in 1000 NOK	
	<5	5-14	15-44	45-69	≥70		<15	15-44	45-69	≥70		
<b>L04AD</b>	<b>Calcineurin inhibitors</b>	<b>4 388</b>	<b>4 578</b>	<b>4 799</b>	<b>5 027</b>	<b>5 279</b>	<b>38</b>	<b>151</b>	<b>1 394</b>	<b>3 006</b>	<b>728</b>	<b>122 162</b>
L04AD01	ciclosporin	3 306	3 289	3 307	3 332	3 272	37	58	701	1 913	600	67 542
L04AD02	tacrolimus	1 161	1 349	1 570	1 770	2 085	39	93	720	1 143	129	54 620
<b>L04AX</b>	<b>Other immunosuppressants</b>	<b>25 770</b>	<b>26 860</b>	<b>28 382</b>	<b>29 767</b>	<b>31 195</b>	<b>59</b>	<b>617</b>	<b>7 607</b>	<b>16 359</b>	<b>6 612</b>	<b>83 003</b>
L04AX01	azathioprine	6 028	6 197	6 390	6 714	7 078	52	197	3 252	2 930	699	6 309
L04AX02	thalidomide	340	330	348	320	330	50	6	7	119	198	11 043
L04AX03	methotrexate	19 466	20 347	21 622	22 692	23 678	61	415	4 376	13 255	5 632	10 425
L04AX04	lenalidomide	60	106	157	171	236	49	0	<5	127	106	51 722
L04AX05	pirfenidone	0	0	0	0	21	29	0	0	14	7	3 504

## 2.13 ATC group M – Musculo-skeletal system

## ATC group M

ATC level	2008	2009	2010	2011	2012	Share of women (%)	2012				2012 Sales in 1000 NOK
	Number of individuals						Number of individuals per age group				
	<15	15-44	45-69	≥70	<15		15-44	45-69	≥70		
<b>M</b> <b>MUSCULO-SKELETAL SYSTEM</b>	<b>907 360</b>	<b>891 127</b>	<b>901 910</b>	<b>927 355</b>	<b>935 824</b>	<b>57</b>	<b>14 643</b>	<b>332 879</b>	<b>429 400</b>	<b>158 902</b>	<b>303 497</b>
<b>M01</b> <b>ANTIINFLAMMATORY AND ANTIRHEUMATIC PRODUCTS</b>	<b>829 545</b>	<b>815 420</b>	<b>824 208</b>	<b>833 848</b>	<b>836 532</b>	<b>57</b>	<b>12 780</b>	<b>323 870</b>	<b>393 317</b>	<b>106 565</b>	<b>193 810</b>
<b>M01A</b> <b>ANTIINFLAMMATORY AND ANTIRHEUMATIC PRODUCTS, NON-STERIODS</b>	<b>829 405</b>	<b>815 299</b>	<b>824 121</b>	<b>833 776</b>	<b>836 481</b>	<b>57</b>	<b>12 780</b>	<b>323 863</b>	<b>393 290</b>	<b>106 548</b>	<b>192 860</b>
<b>M01AA</b> <b>Butylpyrazolidines</b>	<5	0	0	0	0	-	0	0	0	0	0
M01AA01 phenylbutazone	<5	0	0	0	0	-	0	0	0	0	0
<b>M01AB</b> <b>Acetic acid derivatives and related substances</b>	<b>498 631</b>	<b>491 574</b>	<b>505 424</b>	<b>508 808</b>	<b>484 532</b>	<b>55</b>	<b>7 381</b>	<b>200 608</b>	<b>226 123</b>	<b>50 420</b>	<b>58 537</b>
M01AB01 indometacin	12 154	11 675	2 710	1 116	1 151	61	15	403	596	137	917
M01AB02 sulindac	600	386	16	0	0	-	0	0	0	0	0
M01AB05 diclofenac <sup>1)</sup>	471 691	464 462	481 108	483 169	460 406	54	7 345	195 692	213 181	44 188	46 001
M01AB15 ketorolac	7	11	27	23	9	56	0	<5	7	0	5
M01AB55 diclofenac, combinations	22 250	23 266	29 244	31 576	28 949	63	26	6 232	15 657	7 034	11 614
<b>M01AC</b> <b>Oxicams</b>	<b>88 227</b>	<b>81 319</b>	<b>76 309</b>	<b>69 293</b>	<b>59 377</b>	<b>55</b>	<b>210</b>	<b>18 842</b>	<b>31 871</b>	<b>8 454</b>	<b>15 603</b>
M01AC01 piroxicam	60 698	55 461	51 627	47 991	43 556	52	181	15 679	23 252	4 444	11 193
M01AC06 meloxicam	28 570	26 731	25 438	21 952	16 188	62	29	3 258	8 836	4 065	4 410
<b>M01AE</b> <b>Propionic acid derivatives</b>	<b>278 524</b>	<b>273 810</b>	<b>276 001</b>	<b>294 401</b>	<b>332 008</b>	<b>61</b>	<b>5 424</b>	<b>127 410</b>	<b>155 557</b>	<b>43 617</b>	<b>79 509</b>
M01AE01 ibuprofen <sup>1)</sup>	208 791	211 641	215 745	226 838	224 736	62	4 544	94 281	101 681	24 230	32 321
M01AE02 naproxen <sup>1)</sup>	66 541	59 487	58 354	62 549	65 047	58	866	22 460	30 758	10 963	21 836
M01AE03 ketoprofen	8 541	7 912	7 478	7 396	6 725	60	16	1 486	3 802	1 421	2 890
M01AE14 dexibuprofen	2 124	1 417	1 025	881	707	62	<5	283	335	88	165
M01AE52 naproxen and esomeprazole	0	0	0	5 217	50 757	63	59	14 335	27 372	8 991	22 298
<b>M01AG</b> <b>Fenamates</b>	<b>827</b>	<b>669</b>	<b>106</b>	<b>304</b>	<b>310</b>	<b>82</b>	<b>&lt;5</b>	<b>197</b>	<b>108</b>	<b>&lt;5</b>	<b>248</b>
M01AG02 tolfenamic acid	827	669	106	304	310	82	<5	197	108	<5	248
<b>M01AH</b> <b>Coxibs</b>	<b>36 485</b>	<b>35 851</b>	<b>35 999</b>	<b>36 515</b>	<b>43 565</b>	<b>56</b>	<b>77</b>	<b>13 922</b>	<b>22 610</b>	<b>6 956</b>	<b>20 378</b>
M01AH01 celecoxib	8 315	8 030	7 851	7 720	9 974	63	27	2 875	5 147	1 925	6 650
M01AH04 parecoxib	<5	<5	0	0	<5	100	0	0	<5	0	9
M01AH05 etoricoxib	28 365	28 047	28 365	29 013	33 988	54	50	11 129	17 706	5 103	13 719
<b>M01AX</b> <b>Other antiinflammatory and antirheumatic agents, non-steroids</b>	<b>55 088</b>	<b>51 313</b>	<b>48 137</b>	<b>41 749</b>	<b>37 352</b>	<b>66</b>	<b>14</b>	<b>2 783</b>	<b>21 163</b>	<b>13 392</b>	<b>18 585</b>
M01AX01 nabumetone	11 261	9 107	7 343	6 378	4 792	66	7	890	2 722	1 173	2 276
M01AX05 glucosamine <sup>1)</sup>	43 576	41 918	40 410	34 884	31 944	66	7	1 810	18 112	12 015	14 823
<b>M01C</b> <b>SPECIFIC ANTIRHEUMATIC AGENTS</b>	<b>325</b>	<b>285</b>	<b>242</b>	<b>208</b>	<b>133</b>	<b>71</b>	<b>0</b>	<b>20</b>	<b>72</b>	<b>41</b>	<b>950</b>
<b>M01CB</b> <b>Gold preparations</b>	<b>267</b>	<b>241</b>	<b>199</b>	<b>171</b>	<b>100</b>	<b>79</b>	<b>0</b>	<b>14</b>	<b>51</b>	<b>35</b>	<b>325</b>

<sup>1)</sup>The ATC level comprises OTC medicinal products. The number of individuals is registered for prescription sales only.

ATC level	2008	2009	2010	2011	2012	Share of women (%)	2012				2012 Sales in 1000 NOK
	Number of individuals						Number of individuals per age group				
	<15	15-44	45-69	≥70	<15		15-44	45-69	≥70		
M01CB01 sodium aurothiomalate	97	74	36	30	26	77	0	<5	10	14	97
M01CB03 auranofin	171	167	163	141	74	80	0	12	41	21	228
<b>M01CC</b> <b>Penicillamine and similar agents</b>	<b>15</b>	<b>12</b>	<b>14</b>	<b>13</b>	<b>12</b>	<b>33</b>	<b>0</b>	<b>&lt;5</b>	<b>8</b>	<b>&lt;5</b>	<b>90</b>
M01CC01 penicillamine	15	12	14	13	12	33	0	<5	8	<5	90
<b>M01CX</b> <b>Other specific antirheumatic agents</b>	<b>43</b>	<b>32</b>	<b>30</b>	<b>24</b>	<b>21</b>	<b>52</b>	<b>0</b>	<b>&lt;5</b>	<b>13</b>	<b>5</b>	<b>535</b>
<b>M02</b> <b>TOPICAL PRODUCTS FOR JOINT AND MUSCULAR PAIN</b>	<b>31 768</b>	<b>27 101</b>	<b>24 394</b>	<b>53 477</b>	<b>59 086</b>	<b>61</b>	<b>2 263</b>	<b>17 779</b>	<b>23 903</b>	<b>15 141</b>	<b>5 553</b>
<b>M02A</b> <b>TOPICAL PRODUCTS FOR JOINT AND MUSCULAR PAIN</b>	<b>31 768</b>	<b>27 101</b>	<b>24 394</b>	<b>53 477</b>	<b>59 086</b>	<b>61</b>	<b>2 263</b>	<b>17 779</b>	<b>23 903</b>	<b>15 141</b>	<b>5 553</b>
<b>M02AA</b> <b>Antiinflammatory preparations, non-steroids for topical use</b>	<b>31 675</b>	<b>27 032</b>	<b>24 200</b>	<b>53 269</b>	<b>58 967</b>	<b>61</b>	<b>2 255</b>	<b>17 743</b>	<b>23 864</b>	<b>15 105</b>	<b>5 540</b>
M02AA10 ketoprofen <sup>1)</sup>	27 552	23 095	20 122	47 409	51 200	61	1 890	15 355	21 044	12 911	4 157
M02AA13 ibuprofen <sup>1)</sup>	4 040	3 853	3 998	4 923	5 812	60	302	1 718	2 008	1 784	987
M02AA15 diclofenac	173	160	167	1 322	2 398	58	68	740	957	633	396
<b>M02AB</b> <b>Capsaicin and similar agents</b>	<b>8</b>	<b>5</b>	<b>6</b>	<b>6</b>	<b>8</b>	<b>63</b>	<b>0</b>	<b>0</b>	<b>&lt;5</b>	<b>5</b>	<b>1</b>
M02AB01 capsaicin	8	5	6	6	8	63	0	0	<5	5	1
<b>M02AC</b> <b>Preparations with salicylic acid derivatives</b>	<b>89</b>	<b>69</b>	<b>189</b>	<b>207</b>	<b>124</b>	<b>55</b>	<b>8</b>	<b>41</b>	<b>37</b>	<b>38</b>	<b>11</b>
<b>M02AX</b> <b>Other topical products for joint and muscular pain</b>	<b>7</b>	<b>11</b>	<b>13</b>	<b>9</b>	<b>5</b>	<b>80</b>	<b>0</b>	<b>0</b>	<b>&lt;5</b>	<b>&lt;5</b>	<b>1</b>
M02AX10 various	7	11	13	9	5	80	0	0	<5	<5	1
<b>M03</b> <b>MUSCLE RELAXANTS</b>	<b>12 875</b>	<b>5 592</b>	<b>5 918</b>	<b>6 009</b>	<b>5 928</b>	<b>56</b>	<b>104</b>	<b>1 545</b>	<b>3 539</b>	<b>740</b>	<b>12 752</b>
<b>M03B</b> <b>MUSCLE RELAXANTS, CENTRALLY ACTING AGENTS</b>	<b>12 660</b>	<b>5 388</b>	<b>5 657</b>	<b>5 654</b>	<b>5 575</b>	<b>55</b>	<b>103</b>	<b>1 333</b>	<b>3 407</b>	<b>732</b>	<b>9 914</b>
<b>M03BA</b> <b>Carbamic acid esters</b>	<b>8 594</b>	<b>1 087</b>	<b>1 097</b>	<b>1 030</b>	<b>910</b>	<b>68</b>	<b>0</b>	<b>218</b>	<b>616</b>	<b>76</b>	<b>2 764</b>
M03BA02 carisoprodol	8 583	1 087	1 097	1 030	910	68	0	218	616	76	2 764
M03BA52 carisoprodol, combinations excl. psycholeptics	30	<5	0	0	0	-	0	0	0	0	0
<b>M03BB</b> <b>Oxazol, thiazine, and triazine derivatives</b>	<b>&lt;5</b>	<b>0</b>	<b>0</b>	<b>&lt;5</b>	<b>0</b>	<b>-</b>	<b>0</b>	<b>0</b>	<b>0</b>	<b>0</b>	<b>0</b>
M03BB03 chlorzoxazone	<5	0	0	<5	0	-	0	0	0	0	0
<b>M03BC</b> <b>Ethers, chemically close to antihistamines</b>	<b>&lt;5</b>	<b>&lt;5</b>	<b>&lt;5</b>	<b>0</b>	<b>0</b>	<b>-</b>	<b>0</b>	<b>0</b>	<b>0</b>	<b>0</b>	<b>0</b>
M03BC51 orphenadrine, combinations	<5	<5	<5	0	0	-	0	0	0	0	0
<b>M03BX</b> <b>Other centrally acting agents</b>	<b>4 236</b>	<b>4 318</b>	<b>4 583</b>	<b>4 652</b>	<b>4 686</b>	<b>52</b>	<b>103</b>	<b>1 124</b>	<b>2 803</b>	<b>656</b>	<b>7 150</b>
M03BX01 baclofen	4 195	4 277	4 544	4 608	4 640	52	103	1 109	2 777	651	6 748

<sup>1)</sup>The ATC level comprises OTC medicinal products. The number of individuals is registered for prescription sales only.



ATC group M

ATC level	2008	2009	2010	2011	2012	Share of women (%)	2012				2012
	Number of individuals						Number of individuals per age group				Sales in 1000 NOK
	<15	15-44	45-69	≥70	<15		15-44	45-69	≥70		
M03BX02 tizanidine	72	59	59	71	75	41	0	21	48	6	402
<b>M03C MUSCLE RELAXANTS, DIRECTLY ACTING AGENTS</b>	<b>&lt;5</b>	<b>0</b>	<b>0</b>	<b>&lt;5</b>	<b>0</b>	-	<b>0</b>	<b>0</b>	<b>0</b>	<b>0</b>	<b>0</b>
<b>M03CA Dantrolene and derivatives</b>	<b>&lt;5</b>	<b>0</b>	<b>0</b>	<b>&lt;5</b>	<b>0</b>	-	<b>0</b>	<b>0</b>	<b>0</b>	<b>0</b>	<b>0</b>
M03CA01 dantrolene	<5	0	0	<5	0	-	0	0	0	0	0
<b>M04 ANTIGOUT PREPARATIONS</b>	<b>37 888</b>	<b>39 433</b>	<b>40 882</b>	<b>43 057</b>	<b>45 433</b>	<b>29</b>	<b>15</b>	<b>2 731</b>	<b>19 676</b>	<b>23 011</b>	<b>19 516</b>
<b>M04A ANTIGOUT PREPARATIONS</b>	<b>37 888</b>	<b>39 433</b>	<b>40 882</b>	<b>43 057</b>	<b>45 433</b>	<b>29</b>	<b>15</b>	<b>2 731</b>	<b>19 676</b>	<b>23 011</b>	<b>19 516</b>
<b>M04AA Preparations inhibiting uric acid production</b>	<b>34 952</b>	<b>36 397</b>	<b>37 670</b>	<b>39 470</b>	<b>41 647</b>	<b>29</b>	<b>&lt;5</b>	<b>2 361</b>	<b>18 003</b>	<b>21 280</b>	<b>15 461</b>
M04AA01 allopurinol	34 952	36 397	37 661	39 441	41 584	29	<5	2 351	17 974	21 256	13 894
M04AA03 febuxostat	0	0	9	33	75	29	0	12	34	29	1 567
<b>M04AB Preparations increasing uric acid excretion</b>	<b>2 100</b>	<b>2 123</b>	<b>2 062</b>	<b>2 072</b>	<b>2 037</b>	<b>29</b>	<b>&lt;5</b>	<b>127</b>	<b>922</b>	<b>987</b>	<b>2 313</b>
M04AB01 probenecid	2 100	2 123	2 062	2 072	2 037	29	<5	127	922	987	2 313
<b>M04AC Preparations with no effect on uric acid metabolism</b>	<b>2 373</b>	<b>2 597</b>	<b>3 070</b>	<b>3 688</b>	<b>4 202</b>	<b>23</b>	<b>11</b>	<b>457</b>	<b>1 924</b>	<b>1 810</b>	<b>1 742</b>
M04AC01 colchicine	2 373	2 597	3 070	3 688	4 202	23	11	457	1 924	1 810	1 742
<b>M05 DRUGS FOR TREATMENT OF BONE DISEASES</b>	<b>56 634</b>	<b>56 744</b>	<b>57 597</b>	<b>58 371</b>	<b>59 927</b>	<b>88</b>	<b>&lt;5</b>	<b>675</b>	<b>21 602</b>	<b>37 646</b>	<b>71 565</b>
<b>M05B DRUGS AFFECTING BONE STRUCTURE AND MINERALIZATION</b>	<b>56 634</b>	<b>56 744</b>	<b>57 597</b>	<b>58 371</b>	<b>59 927</b>	<b>88</b>	<b>&lt;5</b>	<b>675</b>	<b>21 602</b>	<b>37 646</b>	<b>71 565</b>
<b>M05BA Bisphosphonates</b>	<b>54 146</b>	<b>54 669</b>	<b>55 785</b>	<b>56 550</b>	<b>57 162</b>	<b>89</b>	<b>&lt;5</b>	<b>630</b>	<b>20 768</b>	<b>35 760</b>	<b>53 316</b>
M05BA01 etidronic acid	372	297	240	205	151	92	0	<5	21	129	111
M05BA02 clodronic acid	48	44	48	48	41	51	0	0	22	19	720
M05BA03 pamidronic acid	10	13	21	19	16	44	0	<5	7	8	76
M05BA04 alendronic acid	51 829	52 053	52 702	52 893	53 104	88	<5	548	18 984	33 568	38 175
M05BA06 ibandronic acid	704	704	696	668	653	93	0	<5	262	388	2 204
M05BA07 risedronic acid	1 405	1 214	1 097	948	832	93	0	6	302	524	2 112
M05BA08 zoledronic acid	221	835	1 584	2 329	2 903	88	0	78	1 426	1 399	9 919
<b>M05BB Bisphosphonates, combinations</b>	<b>2 745</b>	<b>2 267</b>	<b>1 950</b>	<b>1 659</b>	<b>1 433</b>	<b>94</b>	<b>0</b>	<b>&lt;5</b>	<b>298</b>	<b>1 131</b>	<b>2 748</b>
M05BB01 etidronic acid and calcium, sequential	2 745	2 267	1 950	1 659	1 433	94	0	<5	298	1 131	2 748
<b>M05BX Other drugs affecting bone structure and mineralization</b>	<b>0</b>	<b>0</b>	<b>27</b>	<b>398</b>	<b>1 847</b>	<b>78</b>	<b>0</b>	<b>41</b>	<b>653</b>	<b>1 153</b>	<b>15 501</b>
M05BX04 denosumab	0	0	27	398	1 847	78	0	41	653	1 153	15 501
<b>M09 OTHER DRUGS FOR DISORDERS OF THE MUSCULO-SKELETAL SYSTEM</b>	<b>&lt;5</b>	<b>&lt;5</b>	<b>0</b>	<b>0</b>	<b>31</b>	<b>6</b>	<b>0</b>	<b>&lt;5</b>	<b>17</b>	<b>13</b>	<b>301</b>

ATC group M

ATC level	2008	2009	2010	2011	2012	Share of women (%)	2012				2012
	Number of individuals						Number of individuals per age group				Sales in 1000 NOK
	<15	15-44	45-69	≥70	<15		15-44	45-69	≥70		
<b>M09A OTHER DRUGS FOR DISORDERS OF THE MUSCULO-SKELETAL SYSTEM</b>	<b>&lt;5</b>	<b>&lt;5</b>	<b>0</b>	<b>0</b>	<b>31</b>	<b>6</b>	<b>0</b>	<b>&lt;5</b>	<b>17</b>	<b>13</b>	<b>301</b>
<b>M09AB Enzymes</b>	<b>0</b>	<b>0</b>	<b>0</b>	<b>0</b>	<b>31</b>	<b>6</b>	<b>0</b>	<b>&lt;5</b>	<b>17</b>	<b>13</b>	<b>301</b>
M09AB02 collagenase clostridium histolyticum	0	0	0	0	31	6	0	<5	17	13	301
<b>M09AX Other drugs for disorders of the musculo-skeletal system</b>	<b>&lt;5</b>	<b>&lt;5</b>	<b>0</b>	<b>0</b>	<b>0</b>	<b>-</b>	<b>0</b>	<b>0</b>	<b>0</b>	<b>0</b>	<b>0</b>
M09AX01 hyaluronic acid	<5	<5	0	0	0	-	0	0	0	0	0

## 2.14 ATC group N – Nervous system

ATC level		2008	2009	2010	2011	2012	Share of women (%)	2012				2012
		Number of individuals						Number of individuals per age group				Sales in 1000 NOK
		<15	15–44	45–69	≥70							
<b>N</b>	<b>NERVOUS SYSTEM</b>	<b>1 208 796</b>	<b>1 230 918</b>	<b>1 248 505</b>	<b>1 279 676</b>	<b>1 301 538</b>	<b>59</b>	<b>30 853</b>	<b>414 409</b>	<b>565 804</b>	<b>290 472</b>	<b>2 626 256</b>
<b>N02</b>	<b>ANALGESICS</b>	<b>676 887</b>	<b>693 686</b>	<b>710 536</b>	<b>739 147</b>	<b>765 126</b>	<b>61</b>	<b>9 362</b>	<b>247 387</b>	<b>339 980</b>	<b>168 397</b>	<b>680 919</b>
<b>N02A</b>	<b>OPIOIDS</b>	<b>484 768</b>	<b>487 517</b>	<b>491 941</b>	<b>500 644</b>	<b>513 389</b>	<b>56</b>	<b>5 207</b>	<b>169 147</b>	<b>228 467</b>	<b>110 568</b>	<b>398 383</b>
<b>N02AA</b>	<b>Natural opium alkaloids</b>	<b>409 141</b>	<b>405 617</b>	<b>401 941</b>	<b>403 516</b>	<b>403 774</b>	<b>56</b>	<b>4 998</b>	<b>138 800</b>	<b>179 620</b>	<b>80 356</b>	<b>254 799</b>
N02AA01	morphine	6 995	7 048	7 000	6 790	6 800	50	25	878	3 242	2 655	13 652
N02AA03	hydromorphone	53	41	40	48	68	47	0	13	40	15	5 584
N02AA05	oxycodone	14 983	16 910	19 067	20 444	22 927	53	16	3 543	10 647	8 721	78 829
N02AA08	dihydrocodeine	40	49	47	52	47	79	0	10	33	<5	277
N02AA55	oxycodone, combinations	5	228	1 001	1 831	2 869	55	0	276	1 221	1 372	9 124
N02AA59	codeine, combinations excl. psycholeptics	397 626	392 734	387 507	387 930	386 295	56	4 970	136 529	171 773	73 023	147 334
<b>N02AB</b>	<b>Phenylpiperidine derivatives</b>	<b>10 253</b>	<b>10 453</b>	<b>11 167</b>	<b>11 306</b>	<b>11 480</b>	<b>59</b>	<b>9</b>	<b>1 890</b>	<b>4 987</b>	<b>4 594</b>	<b>46 692</b>
N02AB01	ketobemidone	3 738	3 731	3 994	3 972	3 988	54	<5	1 123	2 026	838	5 432
N02AB02	pethidine	1 377	1 340	1 343	1 243	1 198	61	0	351	662	185	1 923
N02AB03	fentanyl	5 657	5 857	6 331	6 583	6 764	62	8	512	2 556	3 688	39 336
<b>N02AC</b>	<b>Diphenylpropylamine derivatives</b>	<b>8 523</b>	<b>7 442</b>	<b>4 700</b>	<b>30</b>	<b>16</b>	<b>63</b>	<b>0</b>	<b>&lt;5</b>	<b>&lt;5</b>	<b>9</b>	<b>31</b>
N02AC04	dextropropoxyphene	0	0	0	9	16	63	0	<5	<5	9	31
N02AC54	dextropropoxyphene, combinations excl. psycholeptics	8 523	7 442	4 700	22	0	-	0	0	0	0	0
<b>N02AD</b>	<b>Benzomorphan derivatives</b>	<b>49</b>	<b>45</b>	<b>41</b>	<b>35</b>	<b>30</b>	<b>50</b>	<b>0</b>	<b>&lt;5</b>	<b>19</b>	<b>8</b>	<b>448</b>
N02AD01	pentazocine	49	45	41	35	30	50	0	<5	19	8	448
<b>N02AE</b>	<b>Oripavine derivatives</b>	<b>10 244</b>	<b>12 080</b>	<b>13 189</b>	<b>14 009</b>	<b>15 226</b>	<b>71</b>	<b>&lt;5</b>	<b>1 284</b>	<b>3 992</b>	<b>9 948</b>	<b>44 747</b>
N02AE01	buprenorphine	10 244	12 080	13 189	14 009	15 226	71	<5	1 284	3 992	9 948	44 747
<b>N02AG</b>	<b>Opioids in combination with antispasmodics</b>	<b>1 819</b>	<b>1 729</b>	<b>1 840</b>	<b>1 776</b>	<b>1 957</b>	<b>58</b>	<b>&lt;5</b>	<b>519</b>	<b>908</b>	<b>526</b>	<b>1 662</b>
N02AG01	morphine and antispasmodics	218	218	263	310	383	52	<5	9	98	274	85
N02AG02	ketobemidone and antispasmodics	1 608	1 515	1 584	1 470	1 576	59	<5	510	811	253	1 577
<b>N02AX</b>	<b>Other opioids</b>	<b>106 796</b>	<b>114 947</b>	<b>127 986</b>	<b>138 495</b>	<b>155 275</b>	<b>58</b>	<b>249</b>	<b>44 768</b>	<b>71 570</b>	<b>38 688</b>	<b>50 006</b>
N02AX02	tramadol	106 796	114 947	127 986	138 478	154 986	58	249	44 705	71 402	38 630	48 598
N02AX06	tapentadol	0	0	0	31	490	56	0	119	265	106	1 407
<b>N02B</b>	<b>OTHER ANALGESICS AND ANTIPYRETICS</b>	<b>255 894</b>	<b>281 468</b>	<b>305 897</b>	<b>337 952</b>	<b>362 751</b>	<b>64</b>	<b>3 081</b>	<b>86 224</b>	<b>162 270</b>	<b>111 176</b>	<b>69 053</b>
<b>N02BA</b>	<b>Salicylic acid and derivatives</b>	<b>769</b>	<b>806</b>	<b>840</b>	<b>883</b>	<b>785</b>	<b>59</b>	<b>241</b>	<b>228</b>	<b>186</b>	<b>130</b>	<b>275</b>
N02BA01	acetylsalicylic acid	768	802	836	879	779	58	241	227	181	130	253
N02BA11	diflunisal	0	<5	<5	<5	<5	100	0	0	<5	0	13

## ATC group N

ATC level		2008	2009	2010	2011	2012	Share of women (%)	2012				2012
		Number of individuals						Number of individuals per age group				Sales in 1000 NOK
		<15	15–44	45–69	≥70							
N02BA51	acetylsalicylic acid, combinations excl. psycholeptics	<5	<5	<5	<5	<5	67	0	<5	<5	0	9
<b>N02BB</b>	<b>Pyrazolones</b>	<b>909</b>	<b>885</b>	<b>887</b>	<b>891</b>	<b>960</b>	<b>69</b>	<b>10</b>	<b>425</b>	<b>348</b>	<b>177</b>	<b>339</b>
N02BB02	metamizole sodium	15	22	12	5	13	62	0	<5	7	5	23
N02BB51	phenazone, combinations excl. psycholeptics	894	863	875	886	947	69	10	424	341	172	315
<b>N02BE</b>	<b>Anilides</b>	<b>254 655</b>	<b>280 253</b>	<b>304 673</b>	<b>336 641</b>	<b>361 454</b>	<b>64</b>	<b>2 833</b>	<b>85 730</b>	<b>161 883</b>	<b>111 008</b>	<b>67 716</b>
N02BE01	paracetamol <sup>1)</sup>	254 655	280 253	304 673	336 641	361 454	64	2 833	85 730	161 883	111 008	67 716
<b>N02BG</b>	<b>Other analgesics and antipyretics</b>	<b>&lt;5</b>	<b>&lt;5</b>	<b>0</b>	<b>&lt;5</b>	<b>68</b>	<b>47</b>	<b>0</b>	<b>19</b>	<b>44</b>	<b>5</b>	<b>723</b>
N02BG07	flupirtine	<5	<5	0	0	<5	100	0	0	<5	0	1
N02BG08	ziconotide	0	0	0	<5	0	-	0	0	0	0	0
N02BG10	nabiximols	0	0	0	<5	67	46	0	19	43	5	722
<b>N02C</b>	<b>ANTIMIGRAINE PREPARATIONS</b>	<b>88 060</b>	<b>87 608</b>	<b>88 921</b>	<b>91 693</b>	<b>94 258</b>	<b>79</b>	<b>1 795</b>	<b>44 902</b>	<b>43 843</b>	<b>3 718</b>	<b>213 483</b>
<b>N02CA</b>	<b>Ergot alkaloids</b>	<b>3 827</b>	<b>3 477</b>	<b>3 072</b>	<b>2 918</b>	<b>2 492</b>	<b>83</b>	<b>7</b>	<b>385</b>	<b>1 520</b>	<b>580</b>	<b>1 171</b>
N02CA04	methysergide	8	6	6	9	7	43	0	0	<5	<5	17
N02CA52	ergotamine, combinations excl. psycholeptics	14	13	15	15	12	67	0	<5	6	<5	17
N02CA72	ergotamine, combinations with psycholeptics	3 808	3 458	3 053	2 895	2 473	83	7	383	1 510	573	1 137
<b>N02CC</b>	<b>Selective serotonin (5HT1) agonists</b>	<b>82 235</b>	<b>81 971</b>	<b>83 476</b>	<b>85 970</b>	<b>88 996</b>	<b>80</b>	<b>1 733</b>	<b>43 765</b>	<b>40 528</b>	<b>2 970</b>	<b>210 112</b>
N02CC01	sumatriptan	35 885	40 472	41 843	43 349	45 173	77	1 538	24 215	18 004	1 416	85 697
N02CC02	naratriptan	1 515	1 497	1 501	1 581	1 651	87	8	697	871	75	4 843
N02CC03	zolmitriptan	14 983	14 223	14 230	14 481	14 776	82	124	6 645	7 444	563	32 761
N02CC04	rizatriptan	24 519	22 306	22 398	23 373	24 226	81	191	12 433	10 861	741	45 452
N02CC05	almotriptan	3 915	3 286	3 053	2 936	2 938	84	10	1 465	1 378	85	5 977
N02CC06	eletriptan	11 871	11 192	11 289	11 403	11 463	83	47	5 196	5 951	269	35 342
N02CC07	frovatriptan	12	19	6	5	7	86	0	<5	<5	0	40
<b>N02CX</b>	<b>Other antimigraine preparations</b>	<b>3 129</b>	<b>3 163</b>	<b>3 418</b>	<b>3 920</b>	<b>3 942</b>	<b>76</b>	<b>62</b>	<b>1 118</b>	<b>2 503</b>	<b>259</b>	<b>2 200</b>
N02CX01	pizotifen	63	53	61	60	78	81	0	31	41	6	223
N02CX02	clonidine	3 067	3 111	3 357	3 861	3 867	76	62	1 088	2 464	253	1 978
<b>N03</b>	<b>ANTIPILEPTICS</b>	<b>97 238</b>	<b>100 382</b>	<b>103 954</b>	<b>108 555</b>	<b>113 208</b>	<b>56</b>	<b>3 499</b>	<b>35 703</b>	<b>52 641</b>	<b>21 365</b>	<b>391 699</b>
<b>N03A</b>	<b>ANTIPILEPTICS</b>	<b>97 238</b>	<b>100 382</b>	<b>103 954</b>	<b>108 555</b>	<b>113 208</b>	<b>56</b>	<b>3 499</b>	<b>35 703</b>	<b>52 641</b>	<b>21 365</b>	<b>391 699</b>
<b>N03AA</b>	<b>Barbiturates and derivatives</b>	<b>2 959</b>	<b>2 844</b>	<b>2 700</b>	<b>2 544</b>	<b>2 419</b>	<b>52</b>	<b>14</b>	<b>239</b>	<b>1 317</b>	<b>849</b>	<b>1 817</b>
N03AA02	phenobarbital	2 718	2 574	2 426	2 270	2 140	52	13	210	1 178	739	1 313
N03AA03	primidone	255	284	288	287	291	49	<5	29	144	117	505

<sup>1)</sup>The ATC level comprises OTC medicinal products. The number of individuals is registered for prescription sales only.

## ATC group N

ATC level	2008	2009	2010	2011	2012	Share of women (%)	2012				2012
	Number of individuals						Number of individuals per age group				Sales in 1000 NOK
	<15	15-44	45-69	≥70	<15		15-44	45-69	≥70		
<b>N03AB Hydantoin derivatives</b>	<b>2 332</b>	<b>2 218</b>	<b>2 051</b>	<b>1 938</b>	<b>1 796</b>	<b>42</b>	<b>19</b>	<b>206</b>	<b>1 018</b>	<b>553</b>	<b>857</b>
N03AB02 phenytoin	2 332	2 217	2 051	1 937	1 796	42	19	206	1 018	553	857
N03AB05 fosphenytoin	0	<5	0	<5	0	-	0	0	0	0	0
<b>N03AD Succinimide derivatives</b>	<b>116</b>	<b>139</b>	<b>149</b>	<b>173</b>	<b>182</b>	<b>65</b>	<b>91</b>	<b>70</b>	<b>18</b>	<b>&lt;5</b>	<b>1 620</b>
N03AD01 ethosuximide	116	139	149	173	182	65	91	70	18	<5	1 620
<b>N03AE Benzodiazepine derivatives</b>	<b>13 927</b>	<b>13 713</b>	<b>13 528</b>	<b>13 006</b>	<b>12 531</b>	<b>54</b>	<b>169</b>	<b>3 445</b>	<b>6 472</b>	<b>2 445</b>	<b>6 154</b>
N03AE01 clonazepam	13 927	13 713	13 528	13 006	12 531	54	169	3 445	6 472	2 445	6 154
<b>N03AF Carboxamide derivatives</b>	<b>20 748</b>	<b>20 004</b>	<b>19 238</b>	<b>18 449</b>	<b>17 607</b>	<b>46</b>	<b>704</b>	<b>4 830</b>	<b>8 730</b>	<b>3 343</b>	<b>30 508</b>
N03AF01 carbamazepine	18 586	17 750	16 830	15 931	14 986	47	339	3 788	7 834	3 025	13 979
N03AF02 oxcarbazepine	2 173	2 236	2 298	2 375	2 419	44	364	901	836	318	9 698
N03AF03 rufinamide	80	96	96	97	99	41	19	73	6	<5	2 247
N03AF04 eslicarbazepine	0	<5	205	213	232	55	<5	120	98	13	4 584
<b>N03AG Fatty acid derivatives</b>	<b>13 320</b>	<b>13 867</b>	<b>14 184</b>	<b>14 347</b>	<b>14 644</b>	<b>45</b>	<b>1 617</b>	<b>5 825</b>	<b>5 951</b>	<b>1 251</b>	<b>31 858</b>
N03AG01 valproic acid	13 227	13 786	14 111	14 279	14 576	45	1 597	5 805	5 924	1 250	31 000
N03AG03 aminobutyric acid	0	0	0	0	7	43	0	<5	<5	<5	3
N03AG04 vigabatrin	127	114	100	88	88	49	39	25	23	<5	620
N03AG06 tiagabine	15	12	11	13	10	50	0	<5	7	0	236
<b>N03AX Other antiepileptics</b>	<b>57 604</b>	<b>61 469</b>	<b>66 054</b>	<b>71 880</b>	<b>77 686</b>	<b>59</b>	<b>1 869</b>	<b>26 029</b>	<b>35 321</b>	<b>14 467</b>	<b>318 884</b>
N03AX03 sultiame	54	64	98	130	161	44	126	32	<5	0	1 016
N03AX09 lamotrigine	20 820	22 368	23 711	24 878	26 165	60	1 012	13 095	9 846	2 212	83 646
N03AX10 felbamate	24	25	23	21	21	29	0	18	<5	0	463
N03AX11 topiramate	3 051	3 039	3 060	3 047	3 121	70	228	1 713	1 063	117	11 050
N03AX12 gabapentin	14 682	20 412	24 447	26 611	28 872	60	53	6 263	14 991	7 565	42 940
N03AX14 levetiracetam	4 320	4 977	5 539	6 101	6 763	48	628	2 602	2 439	1 094	62 532
N03AX15 zonisamide	349	444	457	473	517	56	82	271	144	20	6 728
N03AX16 pregabalin	20 274	17 120	15 264	16 892	18 299	59	9	4 334	9 590	4 366	102 495
N03AX17 stiripentol	0	19	33	30	24	42	14	10	0	0	1 373
N03AX18 lacosamide	0	122	262	341	410	52	9	240	143	18	5 626
N03AX21 retigabine	0	0	0	18	138	57	<5	103	32	<5	1 017
<b>N04 ANTI-PARKINSON DRUGS</b>	<b>17 191</b>	<b>17 238</b>	<b>17 787</b>	<b>18 178</b>	<b>18 634</b>	<b>50</b>	<b>14</b>	<b>1 556</b>	<b>8 106</b>	<b>8 958</b>	<b>127 394</b>
<b>N04A ANTICHOLINERGIC AGENTS</b>	<b>3 162</b>	<b>3 034</b>	<b>2 915</b>	<b>2 808</b>	<b>2 662</b>	<b>49</b>	<b>&lt;5</b>	<b>593</b>	<b>1 660</b>	<b>405</b>	<b>1 525</b>
<b>N04AA Tertiary amines</b>	<b>3 104</b>	<b>2 991</b>	<b>2 880</b>	<b>2 773</b>	<b>2 631</b>	<b>49</b>	<b>&lt;5</b>	<b>591</b>	<b>1 638</b>	<b>398</b>	<b>1 432</b>
N04AA01 trihexyphenidyl	15	15	22	23	20	55	<5	7	8	<5	156
N04AA02 biperiden	3 085	2 971	2 854	2 747	2 607	49	<5	584	1 628	394	1 269
N04AA04 procyclidine	<5	5	<5	<5	<5	50	0	0	<5	<5	7
<b>N04AB Ethers chemically close to antihistamines</b>	<b>65</b>	<b>48</b>	<b>40</b>	<b>38</b>	<b>36</b>	<b>64</b>	<b>0</b>	<b>&lt;5</b>	<b>27</b>	<b>7</b>	<b>92</b>

## ATC group N

ATC level	2008	2009	2010	2011	2012	Share of women (%)	2012				2012
	Number of individuals						Number of individuals per age group				Sales in 1000 NOK
	<15	15-44	45-69	≥70	<15		15-44	45-69	≥70		
N04AB02 orphenadrine (chloride)	65	48	40	38	36	64	0	<5	27	7	92
<b>N04B DOPAMINERGIC AGENTS</b>	<b>14 096</b>	<b>14 267</b>	<b>14 940</b>	<b>15 436</b>	<b>16 033</b>	<b>51</b>	<b>10</b>	<b>971</b>	<b>6 476</b>	<b>8 576</b>	<b>125 869</b>
<b>N04BA Dopa and dopa derivatives</b>	<b>7 606</b>	<b>7 716</b>	<b>7 906</b>	<b>8 015</b>	<b>8 274</b>	<b>43</b>	<b>10</b>	<b>121</b>	<b>2 475</b>	<b>5 668</b>	<b>63 300</b>
N04BA02 levodopa and decarboxylase inhibitor	6 995	7 051	7 180	7 277	7 557	44	10	113	2 173	5 261	46 818
N04BA03 levodopa, decarboxylase inhibitor and COMT inhibitor	1 255	1 358	1 448	1 395	1 413	36	0	17	619	777	16 482
<b>N04BB Adamantane derivatives</b>	<b>111</b>	<b>114</b>	<b>114</b>	<b>123</b>	<b>139</b>	<b>57</b>	<b>0</b>	<b>41</b>	<b>86</b>	<b>12</b>	<b>511</b>
N04BB01 amantadine	111	114	114	123	139	57	0	41	86	12	511
<b>N04BC Dopamine agonists</b>	<b>8 542</b>	<b>8 784</b>	<b>9 442</b>	<b>9 976</b>	<b>10 374</b>	<b>53</b>	<b>0</b>	<b>837</b>	<b>5 229</b>	<b>4 308</b>	<b>42 492</b>
N04BC01 bromocriptine	<5	<5	<5	<5	<5	0	0	0	<5	0	12
N04BC04 ropinirole	1 842	2 316	2 665	2 667	2 675	45	0	164	1 456	1 055	16 045
N04BC05 pramipexole	6 236	6 258	6 501	6 946	7 343	57	0	684	3 620	3 039	16 758
N04BC06 cabergoline	514	322	209	177	142	49	0	7	46	89	541
N04BC07 apomorphine	18	19	18	21	19	37	0	0	6	13	2 724
N04BC09 rotigotine	393	427	517	541	528	43	0	12	282	234	6 413
<b>N04BD Monoamine oxidase B inhibitors</b>	<b>2 571</b>	<b>2 862</b>	<b>3 184</b>	<b>3 339</b>	<b>3 518</b>	<b>37</b>	<b>0</b>	<b>45</b>	<b>1 741</b>	<b>1 732</b>	<b>18 329</b>
N04BD01 selegiline	2 081	2 116	2 126	2 087	2 137	38	0	26	1 081	1 030	3 055
N04BD02 rasagiline	575	864	1 183	1 329	1 460	38	0	19	715	726	15 274
<b>N04BX Other dopaminergic agents</b>	<b>287</b>	<b>230</b>	<b>192</b>	<b>152</b>	<b>160</b>	<b>47</b>	<b>0</b>	<b>&lt;5</b>	<b>59</b>	<b>100</b>	<b>1 237</b>
N04BX01 tolcapone	13	13	11	11	9	11	0	0	<5	7	80
N04BX02 entacapone	274	218	181	141	151	49	0	<5	57	93	1 158
<b>N05 PSYCHOLEPTICS</b>	<b>611 554</b>	<b>616 964</b>	<b>614 376</b>	<b>618 313</b>	<b>615 272</b>	<b>63</b>	<b>9 316</b>	<b>139 901</b>	<b>278 452</b>	<b>187 603</b>	<b>582 512</b>
<b>N05A ANTIPSYCHOTICS</b>	<b>104 087</b>	<b>104 082</b>	<b>104 077</b>	<b>104 361</b>	<b>105 768</b>	<b>56</b>	<b>877</b>	<b>36 184</b>	<b>47 492</b>	<b>21 215</b>	<b>291 676</b>
<b>N05AA Phenothiazines with aliphatic side-chain</b>	<b>26 862</b>	<b>25 877</b>	<b>24 617</b>	<b>23 180</b>	<b>21 732</b>	<b>57</b>	<b>15</b>	<b>5 748</b>	<b>11 481</b>	<b>4 488</b>	<b>8 518</b>
N05AA01 chlorpromazine	702	492	439	389	276	55	0	109	127	40	893
N05AA02 levomepromazine	26 247	25 435	24 212	22 826	21 481	57	15	5 649	11 368	4 449	7 624
<b>N05AB Phenothiazines with piperazine structure</b>	<b>20 902</b>	<b>19 829</b>	<b>18 276</b>	<b>17 128</b>	<b>15 731</b>	<b>67</b>	<b>14</b>	<b>3 342</b>	<b>6 742</b>	<b>5 633</b>	<b>8 017</b>
N05AB01 dixyrazine	76	54	32	<5	0	-	0	0	0	0	0
N05AB02 fluphenazine	59	27	22	20	15	53	0	0	7	8	29
N05AB03 perphenazine	5 993	5 736	5 423	5 084	4 717	58	<5	1 061	2 756	899	5 862
N05AB04 prochlorperazine	14 841	14 075	12 860	12 078	11 036	71	13	2 284	3 997	4 742	2 124
N05AB06 trifluoperazine	<5	<5	<5	<5	<5	-	0	0	0	<5	1
<b>N05AC Phenothiazines with piperidine structure</b>	<b>79</b>	<b>70</b>	<b>62</b>	<b>61</b>	<b>50</b>	<b>60</b>	<b>0</b>	<b>&lt;5</b>	<b>28</b>	<b>19</b>	<b>171</b>
N05AC01 periciazine	<5	<5	<5	<5	<5	100	0	0	<5	0	2

## ATC group N

ATC level	2008	2009	2010	2011	2012	Share of women (%)	2012				Sales in 1000 NOK
	Number of individuals						Number of individuals per age group				
	<15	15-44	45-69	≥70	<15		15-44	45-69	≥70		
N05AC02 thioridazine	73	66	58	57	47	57	0	<5	26	18	145
N05AC04 pipotiazine	5	<5	<5	<5	<5	100	0	0	<5	<5	24
<b>N05AD Butyrophenone derivatives</b>	<b>4 735</b>	<b>4 473</b>	<b>4 277</b>	<b>4 089</b>	<b>4 003</b>	<b>54</b>	<b>7</b>	<b>384</b>	<b>1 432</b>	<b>2 180</b>	<b>1 333</b>
N05AD01 haloperidol	4 725	4 466	4 270	4 082	3 994	54	7	382	1 428	2 177	1 322
N05AD03 melperone	10	7	6	6	6	50	0	<5	<5	<5	8
N05AD08 droperidol	0	0	<5	<5	<5	75	0	0	<5	<5	3
<b>N05AE Indole derivatives</b>	<b>1 383</b>	<b>1 302</b>	<b>1 164</b>	<b>1 033</b>	<b>956</b>	<b>60</b>	<b>&lt;5</b>	<b>470</b>	<b>446</b>	<b>38</b>	<b>12 786</b>
N05AE03 sertindole	165	186	161	138	127	57	0	85	40	<5	1 281
N05AE04 ziprasidone	1 231	1 118	1 006	897	830	60	<5	386	406	36	11 505
<b>N05AF Thioxanthene derivatives</b>	<b>24 515</b>	<b>24 245</b>	<b>23 752</b>	<b>22 935</b>	<b>22 479</b>	<b>55</b>	<b>29</b>	<b>7 594</b>	<b>11 271</b>	<b>3 585</b>	<b>10 732</b>
N05AF01 flupentixol	5 381	5 006	4 918	4 621	4 468	66	0	1 144	2 290	1 034	2 423
N05AF03 chlorprothixene	16 666	17 012	16 658	16 269	16 030	53	27	6 060	7 818	2 125	5 984
N05AF05 zuclopentixol	3 156	2 908	2 822	2 661	2 574	51	<5	624	1 468	480	2 325
<b>N05AG Diphenylbutylpiperidine derivatives</b>	<b>165</b>	<b>142</b>	<b>135</b>	<b>139</b>	<b>127</b>	<b>35</b>	<b>&lt;5</b>	<b>68</b>	<b>40</b>	<b>15</b>	<b>297</b>
N05AG02 pimozone	133	116	118	117	110	39	<5	58	34	14	265
N05AG03 penfluridol	33	27	17	22	17	12	0	10	6	<5	32
<b>N05AH Diazepines, oxazepines, thiazepines and oxepines</b>	<b>26 510</b>	<b>28 510</b>	<b>31 688</b>	<b>35 237</b>	<b>39 762</b>	<b>52</b>	<b>111</b>	<b>18 561</b>	<b>16 945</b>	<b>4 145</b>	<b>127 594</b>
N05AH02 clozapine	2 185	2 299	2 362	2 398	2 455	37	0	1 190	1 186	79	9 374
N05AH03 olanzapine	15 960	16 068	15 799	15 754	15 987	48	29	6 406	7 383	2 169	57 110
N05AH04 quetiapine	9 547	11 509	15 094	18 864	23 280	56	86	12 064	9 122	2 008	60 227
N05AH05 asenapine	0	0	0	0	117	58	0	60	56	<5	883
<b>N05AL Benzamides</b>	<b>589</b>	<b>580</b>	<b>548</b>	<b>527</b>	<b>566</b>	<b>44</b>	<b>&lt;5</b>	<b>294</b>	<b>244</b>	<b>27</b>	<b>3 573</b>
N05AL03 tiapride	7	5	7	7	7	43	<5	<5	<5	<5	41
N05AL05 amisulpride	582	575	541	520	559	44	0	291	242	26	3 532
<b>N05AN Lithium</b>	<b>7 927</b>	<b>7 995</b>	<b>7 877</b>	<b>7 727</b>	<b>7 781</b>	<b>56</b>	<b>6</b>	<b>2 253</b>	<b>4 382</b>	<b>1 140</b>	<b>13 043</b>
N05AN01 lithium	7 927	7 995	7 877	7 727	7 781	56	6	2 253	4 382	1 140	13 043
<b>N05AX Other antipsychotics</b>	<b>10 930</b>	<b>11 446</b>	<b>12 299</b>	<b>12 804</b>	<b>13 142</b>	<b>48</b>	<b>737</b>	<b>5 958</b>	<b>4 411</b>	<b>2 036</b>	<b>105 611</b>
N05AX07 prothipendyl	0	0	0	<5	<5	75	0	<5	<5	0	4
N05AX08 risperidone	8 158	8 150	8 255	8 366	8 269	46	640	2 979	2 780	1 870	39 452
N05AX12 aripiprazole	3 055	3 625	4 379	4 744	4 898	52	131	2 975	1 620	172	54 838
N05AX13 paliperidone	0	0	0	37	511	40	<5	336	165	9	11 318
<b>N05B ANXIOLYTICS</b>	<b>285 503</b>	<b>282 070</b>	<b>277 880</b>	<b>273 985</b>	<b>273 463</b>	<b>64</b>	<b>3 654</b>	<b>62 174</b>	<b>128 190</b>	<b>79 445</b>	<b>104 552</b>
<b>N05BA Benzodiazepine derivatives</b>	<b>265 344</b>	<b>261 074</b>	<b>255 446</b>	<b>250 055</b>	<b>249 237</b>	<b>65</b>	<b>3 230</b>	<b>53 097</b>	<b>118 673</b>	<b>74 237</b>	<b>90 685</b>
N05BA01 diazepam	143 631	138 282	132 588	128 283	125 645	63	3 032	26 159	60 377	36 077	44 547
N05BA02 chlordiazepoxide	<5	<5	<5	<5	<5	0	0	0	<5	0	3
N05BA04 oxazepam	134 012	134 703	133 963	131 939	134 167	67	74	29 544	63 252	41 297	38 919

## ATC group N

ATC level	2008	2009	2010	2011	2012	Share of women (%)	2012				Sales in 1000 NOK
	Number of individuals						Number of individuals per age group				
	<15	15-44	45-69	≥70	<15		15-44	45-69	≥70		
N05BA06 lorazepam	18	20	21	30	31	55	<5	12	13	<5	55
N05BA08 bromazepam	5	7	5	6	7	71	0	0	<5	<5	26
N05BA09 clobazam	547	558	615	645	701	54	218	343	132	8	1 920
N05BA12 alprazolam	4 631	4 521	4 340	4 024	4 112	47	0	1 754	1 926	432	5 216
<b>N05BB Diphenylmethane derivatives</b>	<b>27 294</b>	<b>28 280</b>	<b>30 163</b>	<b>31 960</b>	<b>32 244</b>	<b>62</b>	<b>425</b>	<b>11 264</b>	<b>13 383</b>	<b>7 172</b>	<b>9 153</b>
N05BB01 hydroxyzine	27 294	28 280	30 163	31 960	32 244	62	425	11 264	13 383	7 172	9 153
<b>N05BC Carbamates</b>	<b>9</b>	<b>10</b>	<b>6</b>	<b>7</b>	<b>6</b>	<b>83</b>	<b>0</b>	<b>0</b>	<b>0</b>	<b>6</b>	<b>12</b>
N05BC01 meprobamate	9	10	6	7	6	83	0	0	0	6	12
<b>N05BE Azaspirodecanedione derivatives</b>	<b>2 808</b>	<b>2 394</b>	<b>2 345</b>	<b>2 371</b>	<b>2 573</b>	<b>59</b>	<b>6</b>	<b>933</b>	<b>1 268</b>	<b>366</b>	<b>4 701</b>
N05BE01 buspirone	2 808	2 394	2 345	2 371	2 573	59	6	933	1 268	366	4 701
<b>N05C HYPNOTICS AND SEDATIVES</b>	<b>397 070</b>	<b>405 810</b>	<b>406 162</b>	<b>411 062</b>	<b>406 576</b>	<b>65</b>	<b>5 696</b>	<b>78 638</b>	<b>182 927</b>	<b>139 315</b>	<b>186 284</b>
<b>N05CA Barbiturates, plain</b>	<b>&lt;5</b>	<b>&lt;5</b>	<b>&lt;5</b>	<b>&lt;5</b>	<b>0</b>	<b>-</b>	<b>0</b>	<b>0</b>	<b>0</b>	<b>0</b>	<b>0</b>
N05CA04 barbital	<5	<5	<5	<5	0	-	0	0	0	0	0
<b>N05CD Benzodiazepine derivatives</b>	<b>46 685</b>	<b>44 520</b>	<b>41 807</b>	<b>39 255</b>	<b>34 045</b>	<b>60</b>	<b>856</b>	<b>6 087</b>	<b>13 464</b>	<b>13 638</b>	<b>17 507</b>
N05CD01 flurazepam	22	20	17	16	16	50	0	0	8	8	48
N05CD02 nitrazepam	37 541	35 856	33 406	31 315	27 847	61	319	4 726	11 288	11 514	8 341
N05CD03 flunitrazepam	9 223	8 479	7 690	6 971	5 777	55	<5	888	2 499	2 386	3 680
N05CD04 estazolam	<5	<5	0	0	0	-	0	0	0	0	0
N05CD05 triazolam	103	105	115	98	107	56	<5	35	38	33	99
N05CD08 midazolam	831	1 071	1 493	1 759	2 227	49	630	850	427	320	5 339
<b>N05CF Benzodiazepine related drugs</b>	<b>346 261</b>	<b>351 044</b>	<b>349 542</b>	<b>352 287</b>	<b>354 874</b>	<b>66</b>	<b>71</b>	<b>59 640</b>	<b>166 040</b>	<b>129 123</b>	<b>133 824</b>
N05CF01 zopiclone	306 246	308 363	305 048	306 107	306 040	66	55	47 411	142 379	116 195	116 108
N05CF02 zolpidem	51 245	53 835	55 244	56 956	61 025	66	17	15 263	29 156	16 589	17 716
N05CF03 zaleplon	5	7	<5	0	0	-	0	0	0	0	0
<b>N05CH Melatonin receptor agonists</b>	<b>29 906</b>	<b>38 868</b>	<b>42 795</b>	<b>48 436</b>	<b>53 460</b>	<b>60</b>	<b>4 988</b>	<b>21 250</b>	<b>20 065</b>	<b>7 157</b>	<b>32 688</b>
N05CH01 melatonin	29 906	38 868	42 795	48 436	53 460	60	4 988	21 250	20 065	7 157	32 688
<b>N05CM Other hypnotics and sedatives</b>	<b>1 899</b>	<b>1 944</b>	<b>2 109</b>	<b>2 131</b>	<b>2 157</b>	<b>47</b>	<b>0</b>	<b>194</b>	<b>612</b>	<b>1 351</b>	<b>2 265</b>
N05CM02 clomethiazole	1 843	1 870	2 048	2 057	1 991	46	0	168	556	1 267	2 091
N05CM05 scopolamine	57	77	65	75	89	42	0	<5	28	58	139
N05CM06 propiomazine	0	0	0	0	15	67	0	<5	10	<5	12
N05CM09 valeriana radix	0	0	0	0	65	75	0	19	20	26	23
N05CM11 bromides	0	0	0	<5	<5	100	0	<5	0	0	1
<b>N06 PSYCHOANALEPTICS</b>	<b>319 757</b>	<b>325 942</b>	<b>333 134</b>	<b>341 017</b>	<b>348 615</b>	<b>63</b>	<b>11 056</b>	<b>117 387</b>	<b>145 022</b>	<b>75 150</b>	<b>551 430</b>
<b>N06A ANTIDEPRESSANTS</b>	<b>288 418</b>	<b>292 396</b>	<b>297 124</b>	<b>303 747</b>	<b>309 491</b>	<b>66</b>	<b>673</b>	<b>101 237</b>	<b>142 130</b>	<b>65 451</b>	<b>285 035</b>



## ATC group N

ATC level	2008	2009	2010	2011	2012	Share of women (%)	2012				2012
	Number of individuals						Number of individuals per age group				Sales in 1000 NOK
	<15	15-44	45-69	≥70	<15		15-44	45-69	≥70		
<b>N06AA Non-selective monoamine reuptake inhibitors</b>	<b>59 391</b>	<b>60 237</b>	<b>61 908</b>	<b>63 098</b>	<b>64 671</b>	<b>72</b>	<b>98</b>	<b>16 079</b>	<b>34 469</b>	<b>14 025</b>	<b>25 378</b>
N06AA02 imipramine	47	34	26	22	19	58	<5	0	8	8	74
N06AA04 clomipramine	3 455	3 276	3 080	2 907	2 709	70	13	457	1 558	681	2 187
N06AA05 opipramol	5	5	6	6	9	44	0	<5	<5	6	14
N06AA06 trimipramine	12 628	11 930	11 431	10 943	10 549	70	5	2 110	5 403	3 031	6 589
N06AA07 lofepramine	18	15	13	12	11	55	0	<5	7	<5	52
N06AA09 amitriptyline	38 809	40 585	43 086	45 318	47 756	72	73	13 066	25 969	8 648	14 018
N06AA10 nortriptyline	1 651	1 837	2 104	1 983	1 978	69	6	550	926	496	710
N06AA12 doxepin	3 580	3 348	3 017	2 749	2 495	70	0	162	1 026	1 307	1 732
N06AA21 maprotiline	<5	<5	<5	<5	<5	100	0	0	<5	0	1
<b>N06AB Selective serotonin reuptake inhibitors</b>	<b>176 994</b>	<b>178 930</b>	<b>180 612</b>	<b>184 013</b>	<b>185 977</b>	<b>66</b>	<b>544</b>	<b>66 377</b>	<b>81 196</b>	<b>37 860</b>	<b>151 065</b>
N06AB03 fluoxetine	8 827	9 010	9 289	9 634	10 545	75	196	6 053	3 608	688	15 334
N06AB04 citalopram	35 572	32 885	30 680	29 143	27 102	68	11	6 296	13 303	7 492	17 943
N06AB05 paroxetine	18 698	17 508	16 895	16 172	15 503	69	<5	3 257	8 480	3 764	14 810
N06AB06 sertraline	26 040	26 427	26 384	27 181	28 723	66	327	11 366	11 827	5 203	28 358
N06AB08 fluvoxamine	653	620	603	586	552	55	0	208	271	73	1 053
N06AB10 escitalopram	93 703	98 493	102 626	107 172	109 202	65	25	41 687	45 876	21 614	73 566
<b>N06AF Monoamine oxidase inhibitors, non-selective</b>	<b>110</b>	<b>111</b>	<b>111</b>	<b>102</b>	<b>95</b>	<b>62</b>	<b>0</b>	<b>22</b>	<b>54</b>	<b>19</b>	<b>1 231</b>
N06AF03 phenelzine	100	102	102	94	88	60	0	19	51	18	584
N06AF04 tranylcypromine	10	9	9	9	7	86	0	<5	<5	<5	647
<b>N06AG Monoamine oxidase A inhibitors</b>	<b>1 081</b>	<b>965</b>	<b>880</b>	<b>853</b>	<b>757</b>	<b>63</b>	<b>0</b>	<b>161</b>	<b>435</b>	<b>161</b>	<b>1 734</b>
N06AG02 moclobemide	1 081	965	880	853	757	63	0	161	435	161	1 734
<b>N06AX Other antidepressants</b>	<b>88 987</b>	<b>90 568</b>	<b>92 850</b>	<b>95 460</b>	<b>98 561</b>	<b>60</b>	<b>48</b>	<b>31 021</b>	<b>45 064</b>	<b>22 428</b>	<b>105 628</b>
N06AX01 oxitriptan	187	244	261	308	292	82	10	149	124	9	356
N06AX02 tryptophan	11	5	<5	<5	6	83	<5	<5	<5	0	7
N06AX03 mianserin	32 133	31 289	30 307	29 477	28 065	62	12	6 604	13 325	8 124	10 736
N06AX05 trazodone	<5	<5	<5	<5	<5	100	0	0	<5	0	6
N06AX06 nefazodone	48	43	42	36	36	47	0	<5	31	<5	278
N06AX11 mirtazapine	28 798	30 394	31 458	33 331	35 629	57	17	9 958	15 070	10 584	30 660
N06AX12 bupropion	3 892	5 978	7 641	8 808	10 186	59	<5	5 010	4 470	704	18 108
N06AX14 tianeptine	<5	<5	<5	<5	<5	33	0	<5	0	0	78
N06AX16 venlafaxine	28 349	28 734	28 791	29 240	30 220	62	6	11 229	14 631	4 354	33 878
N06AX18 reboxetine	569	530	512	424	410	64	0	200	173	37	862
N06AX21 duloxetine	3 945	2 419	2 804	3 021	3 190	68	0	994	1 722	474	10 460
N06AX22 agomelatine	0	0	28	22	15	80	0	<5	11	<5	196

## ATC group N

ATC level	2008	2009	2010	2011	2012	Share of women (%)	2012				2012
	Number of individuals						Number of individuals per age group				Sales in 1000 NOK
	<15	15-44	45-69	≥70	<15		15-44	45-69	≥70		
N06AX25 Hyperici herba	0	0	0	0	6	67	0	<5	<5	<5	5
<b>N06B PSYCHOSTIMULANTS, AGENTS USED FOR ADHD AND NOOTROPICS</b>	<b>25 207</b>	<b>27 837</b>	<b>30 080</b>	<b>31 221</b>	<b>32 973</b>	<b>38</b>	<b>10 527</b>	<b>19 403</b>	<b>2 897</b>	<b>146</b>	<b>193 589</b>
<b>N06BA Centrally acting sympathomimetics</b>	<b>24 862</b>	<b>27 490</b>	<b>29 711</b>	<b>30 821</b>	<b>32 575</b>	<b>37</b>	<b>10 519</b>	<b>19 186</b>	<b>2 761</b>	<b>109</b>	<b>192 970</b>
N06BA01 amfetamine	221	269	303	336	382	48	23	255	90	14	4 591
N06BA02 dexamfetamine	857	1 024	1 167	1 285	1 473	43	80	1 008	364	21	18 472
N06BA04 methylphenidate	21 769	24 240	26 471	27 302	28 962	37	9 880	16 859	2 160	63	137 038
N06BA07 modafinil	288	291	329	349	366	62	15	218	119	14	4 061
N06BA09 atomoxetine	3 246	3 213	3 055	3 108	3 032	34	1 089	1 776	167	0	28 800
N06BA12 lisdexamfetamine	0	0	0	0	<5	100	0	<5	0	0	8
<b>N06BC Xanthine derivatives</b>	<b>294</b>	<b>281</b>	<b>285</b>	<b>326</b>	<b>321</b>	<b>47</b>	<b>&lt;5</b>	<b>187</b>	<b>105</b>	<b>27</b>	<b>167</b>
N06BC01 caffeine	294	281	285	326	321	47	<5	187	105	27	167
<b>N06BX Other psychostimulants and nootropics</b>	<b>57</b>	<b>75</b>	<b>102</b>	<b>86</b>	<b>87</b>	<b>41</b>	<b>6</b>	<b>37</b>	<b>34</b>	<b>10</b>	<b>452</b>
N06BX03 piracetam	49	65	77	70	76	38	<5	30	34	10	249
N06BX13 idebenone	8	10	8	10	11	64	<5	7	0	0	203
N06BX17 adrafinil	0	0	18	6	0	-	0	0	0	0	0
<b>N06C PSYCHOLEPTICS AND PSYCHOANALEPTICS IN COMBINATION</b>	<b>0</b>	<b>0</b>	<b>0</b>	<b>0</b>	<b>&lt;5</b>	<b>0</b>	<b>0</b>	<b>&lt;5</b>	<b>0</b>	<b>0</b>	<b>0</b>
<b>N06CA Antidepressants in combination with psycholeptics</b>	<b>0</b>	<b>0</b>	<b>0</b>	<b>0</b>	<b>&lt;5</b>	<b>0</b>	<b>0</b>	<b>&lt;5</b>	<b>0</b>	<b>0</b>	<b>0</b>
N06CA02 melitracen and psycholeptics	0	0	0	0	<5	0	0	<5	0	0	0
<b>N06D ANTI-DEMENTIA DRUGS</b>	<b>13 367</b>	<b>13 344</b>	<b>14 174</b>	<b>14 759</b>	<b>15 484</b>	<b>63</b>	<b>&lt;5</b>	<b>89</b>	<b>1 440</b>	<b>13 953</b>	<b>72 806</b>
<b>N06DA Anticholinesterases</b>	<b>12 377</b>	<b>12 372</b>	<b>12 920</b>	<b>12 850</b>	<b>13 023</b>	<b>63</b>	<b>0</b>	<b>&lt;5</b>	<b>1 217</b>	<b>11 804</b>	<b>52 083</b>
N06DA02 donepezil	9 837	9 243	8 920	8 530	8 303	64	0	<5	731	7 571	24 535
N06DA03 rivastigmine	2 161	2 975	3 935	4 303	4 767	60	0	<5	486	4 280	24 876
N06DA04 galantamine	694	558	502	395	347	57	0	0	52	295	2 672
<b>N06DX Other anti-dementia drugs</b>	<b>1 501</b>	<b>1 538</b>	<b>1 969</b>	<b>3 030</b>	<b>3 578</b>	<b>61</b>	<b>&lt;5</b>	<b>87</b>	<b>382</b>	<b>3 107</b>	<b>20 723</b>
N06DX01 memantine	1 501	1 538	1 816	2 837	3 445	61	0	<5	341	3 101	20 640
N06DX02 Ginkgo folium	0	0	153	193	133	77	<5	84	41	6	83
<b>N07 OTHER NERVOUS SYSTEM DRUGS</b>	<b>42 733</b>	<b>46 042</b>	<b>47 182</b>	<b>48 455</b>	<b>45 068</b>	<b>49</b>	<b>9</b>	<b>16 489</b>	<b>26 054</b>	<b>2 516</b>	<b>280 914</b>
<b>N07A PARASYMPATHOMIMETICS</b>	<b>743</b>	<b>721</b>	<b>660</b>	<b>684</b>	<b>732</b>	<b>66</b>	<b>&lt;5</b>	<b>113</b>	<b>371</b>	<b>246</b>	<b>2 381</b>
<b>N07AA Anticholinesterases</b>	<b>476</b>	<b>493</b>	<b>509</b>	<b>523</b>	<b>567</b>	<b>60</b>	<b>&lt;5</b>	<b>104</b>	<b>248</b>	<b>213</b>	<b>1 166</b>
N07AA02 pyridostigmine	476	492	505	519	565	60	<5	103	247	213	1 160
N07AA30 ambenonium	0	<5	<5	<5	<5	100	0	<5	<5	0	6
N07AA51 neostigmine, combinations	0	0	<5	<5	0	-	0	0	0	0	0
<b>N07AB Choline esters</b>	<b>149</b>	<b>112</b>	<b>22</b>	<b>33</b>	<b>30</b>	<b>60</b>	<b>0</b>	<b>&lt;5</b>	<b>23</b>	<b>6</b>	<b>55</b>

## ATC group N

ATC level	2008	2009	2010	2011	2012	Share of women (%)	2012				2012 Sales in 1000 NOK
	Number of individuals						Number of individuals per age group				
	<15	15-44	45-69	≥70	<15		15-44	45-69	≥70		
N07AB01 carbachol	149	112	22	33	30	60	0	<5	23	6	55
<b>N07AX Other parasymphomimetics</b>	<b>129</b>	<b>123</b>	<b>130</b>	<b>131</b>	<b>138</b>	<b>93</b>	<b>0</b>	<b>8</b>	<b>103</b>	<b>27</b>	<b>1 160</b>
N07AX01 pilocarpine	129	123	130	131	138	93	0	8	103	27	1 160
<b>N07B DRUGS USED IN ADDICTIVE DISORDERS</b>	<b>41 279</b>	<b>44 554</b>	<b>45 745</b>	<b>46 701</b>	<b>41 810</b>	<b>48</b>	<b>0</b>	<b>15 989</b>	<b>23 898</b>	<b>1 923</b>	<b>209 415</b>
<b>N07BA Drugs used in nicotine dependence</b>	<b>31 433</b>	<b>34 174</b>	<b>34 822</b>	<b>35 032</b>	<b>29 849</b>	<b>55</b>	<b>0</b>	<b>10 299</b>	<b>17 925</b>	<b>1 625</b>	<b>42 253</b>
N07BA01 nicotine <sup>1)</sup>	770	769	906	1 000	915	53	0	131	528	256	623
N07BA03 varenicline	30 731	33 475	34 002	34 123	29 010	55	0	10 179	17 451	1 380	41 629
<b>N07BB Drugs used in alcohol dependence</b>	<b>4 990</b>	<b>4 984</b>	<b>4 866</b>	<b>4 953</b>	<b>4 934</b>	<b>31</b>	<b>0</b>	<b>1 539</b>	<b>3 135</b>	<b>260</b>	<b>3 966</b>
N07BB01 disulfiram	4 464	4 533	4 450	4 541	4 510	30	0	1 418	2 853	239	3 060
N07BB03 acamprosate	584	550	526	543	587	33	0	179	383	25	804
N07BB04 naltrexone	119	26	19	17	13	69	0	6	6	<5	102
<b>N07BC Drugs used in opioid dependence</b>	<b>5 160</b>	<b>5 704</b>	<b>6 368</b>	<b>7 048</b>	<b>7 346</b>	<b>30</b>	<b>0</b>	<b>4 266</b>	<b>3 038</b>	<b>42</b>	<b>163 196</b>
N07BC01 buprenorphine <sup>2)</sup>	1 719	1 981	2 133	2 270	2 624	30	0	1 688	933	<5	50 102
N07BC02 methadone <sup>2)</sup>	2 952	3 140	3 337	3 636	3 629	32	0	1 794	1 797	38	88 613
N07BC51 buprenorphine, combinations <sup>2)</sup>	1 156	1 194	1 562	1 759	1 851	26	0	1 359	491	<5	24 482
<b>N07C ANTIVERTIGO PREPARATIONS</b>	<b>413</b>	<b>421</b>	<b>424</b>	<b>454</b>	<b>527</b>	<b>65</b>	<b>&lt;5</b>	<b>97</b>	<b>312</b>	<b>115</b>	<b>1 279</b>
<b>N07CA Antivertigo preparations</b>	<b>413</b>	<b>421</b>	<b>424</b>	<b>454</b>	<b>527</b>	<b>65</b>	<b>&lt;5</b>	<b>97</b>	<b>312</b>	<b>115</b>	<b>1 279</b>
N07CA01 betahistine	401	410	413	438	508	64	0	88	305	115	1 247
N07CA03 flunarizine	12	11	11	16	19	68	<5	9	7	0	32
<b>N07X OTHER NERVOUS SYSTEM DRUGS</b>	<b>311</b>	<b>361</b>	<b>366</b>	<b>644</b>	<b>2 060</b>	<b>58</b>	<b>&lt;5</b>	<b>305</b>	<b>1 514</b>	<b>237</b>	<b>67 839</b>
<b>N07XX Other nervous system drugs</b>	<b>311</b>	<b>361</b>	<b>366</b>	<b>644</b>	<b>2 060</b>	<b>58</b>	<b>&lt;5</b>	<b>305</b>	<b>1 514</b>	<b>237</b>	<b>67 839</b>
N07XX02 riluzole	253	286	278	294	297	34	0	18	160	119	7 627
N07XX04 sodium oxybate	28	33	49	58	63	54	<5	45	12	<5	4 896
N07XX05 amifampridine	0	0	0	0	<5	0	0	<5	0	0	927
N07XX06 tetrabenazine	30	42	37	35	40	50	0	8	24	8	647
N07XX07 fampridine	0	0	<5	257	1 659	63	<5	233	1 318	107	53 742

<sup>1)</sup>The ATC level comprises OTC medicinal products. The number of individuals is registered for prescription sales only.

<sup>2)</sup>The figures only include methadone dispensed according to prescription from the pharmacies. Patients may also receive this drug dispensed according to special arrangements in the health regions.

## 2.15 ATC group P – Antiparasitic products, insecticides and repellents

ATC level	2008	2009	2010	2011	2012	Share of women (%)	2012				2012 Sales in 1000 NOK
	Number of individuals						Number of individuals per age group				
	<15	15-44	45-69	≥70	<15		15-44	45-69	≥70		
<b>P ANTIPARASITIC PRODUCTS, INSECTICIDES AND REPELLENTS</b>	<b>89 343</b>	<b>86 714</b>	<b>88 743</b>	<b>92 296</b>	<b>94 797</b>	<b>63</b>	<b>3 329</b>	<b>42 623</b>	<b>37 887</b>	<b>10 958</b>	<b>33 814</b>
<b>P01 ANTIPROTOZOALS</b>	<b>86 259</b>	<b>83 638</b>	<b>85 626</b>	<b>88 926</b>	<b>91 338</b>	<b>63</b>	<b>2 150</b>	<b>41 076</b>	<b>37 327</b>	<b>10 785</b>	<b>31 870</b>
<b>P01A AGENTS AGAINST AMOEBIASIS AND OTHER PROTOZOAL DISEASES</b>	<b>53 345</b>	<b>54 583</b>	<b>55 588</b>	<b>57 290</b>	<b>57 887</b>	<b>66</b>	<b>576</b>	<b>24 745</b>	<b>24 117</b>	<b>8 449</b>	<b>6 502</b>
<b>P01AB Nitroimidazole derivatives</b>	<b>53 340</b>	<b>54 576</b>	<b>55 587</b>	<b>57 289</b>	<b>57 884</b>	<b>66</b>	<b>576</b>	<b>24 743</b>	<b>24 116</b>	<b>8 449</b>	<b>6 475</b>
P01AB01 metronidazole	53 340	54 571	55 540	57 236	57 820	66	573	24 700	24 098	8 449	6 218
P01AB02 tinidazole	0	7	6	9	124	73	6	81	36	<5	251
P01AB03 ornidazole	0	0	46	73	9	78	0	5	<5	0	4
P01AB06 nimorazole	0	0	0	0	<5	0	0	0	<5	0	2
<b>P01AC Dichloroacetamide derivatives</b>	<b>6</b>	<b>13</b>	<b>&lt;5</b>	<b>11</b>	<b>12</b>	<b>33</b>	<b>&lt;5</b>	<b>5</b>	<b>5</b>	<b>&lt;5</b>	<b>27</b>
P01AC01 diloxanide	6	13	<5	11	12	33	<5	5	5	<5	27
<b>P01AX Other agents against amoebiasis and other protozoal diseases</b>	<b>&lt;5</b>	<b>&lt;5</b>	<b>&lt;5</b>	<b>0</b>	<b>0</b>	<b>-</b>	<b>0</b>	<b>0</b>	<b>0</b>	<b>0</b>	<b>0</b>
P01AX05 mepacrine	<5	0	0	0	0	-	0	0	0	0	0
P01AX11 nitazoxanide	<5	<5	<5	0	0	-	0	0	0	0	0
<b>P01B ANTIMALARIALS</b>	<b>33 502</b>	<b>29 645</b>	<b>30 716</b>	<b>32 446</b>	<b>34 243</b>	<b>59</b>	<b>1 583</b>	<b>16 708</b>	<b>13 570</b>	<b>2 382</b>	<b>25 358</b>
<b>P01BA Aminoquinolines</b>	<b>7 804</b>	<b>5 421</b>	<b>5 684</b>	<b>5 912</b>	<b>6 122</b>	<b>82</b>	<b>43</b>	<b>1 669</b>	<b>3 415</b>	<b>995</b>	<b>3 497</b>
P01BA01 chloroquine	2 630	40	21	17	21	71	0	6	11	<5	18
P01BA02 hydroxychloroquine	5 211	5 371	5 661	5 897	6 102	82	43	1 663	3 405	991	3 480
P01BA03 primaquine	17	12	<5	0	0	-	0	0	0	0	0
<b>P01BB Biguanides</b>	<b>21 153</b>	<b>19 494</b>	<b>20 468</b>	<b>21 918</b>	<b>23 860</b>	<b>53</b>	<b>1 078</b>	<b>12 694</b>	<b>9 042</b>	<b>1 046</b>	<b>19 905</b>
P01BB01 proguanil	62	22	11	7	<5	100	0	0	<5	0	1
P01BB51 proguanil, combinations	21 096	19 476	20 459	21 913	23 859	53	1 078	12 694	9 041	1 046	19 904
<b>P01BC Methanolquinolines</b>	<b>5 056</b>	<b>5 044</b>	<b>4 802</b>	<b>4 841</b>	<b>4 457</b>	<b>59</b>	<b>469</b>	<b>2 471</b>	<b>1 173</b>	<b>344</b>	<b>1 954</b>
P01BC01 quinine	595	629	569	473	440	65	0	21	197	222	267
P01BC02 mefloquine	4 463	4 415	4 235	4 368	4 018	58	469	2 450	977	122	1 687
<b>P01BD Diaminopyrimidines</b>	<b>&lt;5</b>	<b>5</b>	<b>&lt;5</b>	<b>0</b>	<b>0</b>	<b>-</b>	<b>0</b>	<b>0</b>	<b>0</b>	<b>0</b>	<b>0</b>
P01BD01 pyrimethamine	<5	5	<5	0	0	-	0	0	0	0	0
<b>P01BE Artemisinin and derivatives, plain</b>	<b>0</b>	<b>0</b>	<b>0</b>	<b>0</b>	<b>&lt;5</b>	<b>100</b>	<b>0</b>	<b>&lt;5</b>	<b>0</b>	<b>0</b>	<b>1</b>
P01BE03 artesunate	0	0	0	0	<5	100	0	<5	0	0	1
<b>P01BF Artemisinin and derivatives, combinations</b>	<b>0</b>	<b>0</b>	<b>&lt;5</b>	<b>&lt;5</b>	<b>&lt;5</b>	<b>100</b>	<b>0</b>	<b>0</b>	<b>&lt;5</b>	<b>0</b>	<b>2</b>
P01BF01 artemether and lumefantrine	0	0	<5	<5	<5	100	0	0	<5	0	2

## ATC group P

ATC level	2008	2009	2010	2011	2012	Share of women (%)	2012				2012 Sales in 1000 NOK
	Number of individuals						Number of individuals per age group				
	<5	5-14	15-44	45-69	≥70		<15	15-44	45-69	≥70	
<b>P01C</b> AGENTS AGAINST LEISHMANIASIS AND TRYPANOSOMIASIS	<5	<5	<5	0	<5	0	0	0	<5	0	10
<b>P01CX</b> Other agents against leishmaniasis and trypanosomiasis	<5	<5	<5	0	<5	0	0	0	<5	0	10
P01CX01 pentamidine isethionate	<5	<5	<5	0	<5	0	0	0	<5	0	10
<b>P02</b> ANTHELMINTICS	2 008	2 047	2 107	2 224	2 269	57	1 020	811	351	87	1 414
<b>P02B</b> ANTITREMATODALS	16	19	26	41	44	45	5	23	12	<5	115
<b>P02BA</b> Quinoline derivatives and related substances	16	19	26	41	44	45	5	23	12	<5	115
P02BA01 praziquantel	16	19	26	41	44	45	5	23	12	<5	115
<b>P02C</b> ANTINEMATODAL AGENTS	1 985	2 016	2 068	2 171	2 223	57	1 014	785	342	82	1 292
<b>P02CA</b> Benzimidazole derivatives	1 853	1 870	1 900	2 004	2 038	56	955	701	309	73	1 180
P02CA01 mebendazole	1 835	1 847	1 877	1 960	1 974	56	941	666	295	72	376
P02CA03 albendazole	18	24	23	45	70	60	14	38	16	<5	804
P02CF Avermectines	43	47	62	58	77	52	12	38	21	6	94
P02CF01 ivermectin	43	47	62	58	77	52	12	38	21	6	94
<b>P02CX</b> Other antinematodals	103	114	120	119	123	71	49	53	16	5	18
P02CX01 pyrvinium	103	114	120	119	123	71	49	53	16	5	18
<b>P02D</b> ANTICESTODALS	10	18	18	26	12	42	<5	7	<5	<5	7
<b>P02DA</b> Salicylic acid derivatives	10	18	18	26	12	42	<5	7	<5	<5	7
P02DA01 niclosamide	10	18	18	26	12	42	<5	7	<5	<5	7
<b>P03</b> ECTOPARASITICIDES, INCL. SCABICIDES, INSECTICIDES AND REPELLENTS	1 216	1 157	1 176	1 297	1 354	52	173	835	252	94	530
<b>P03A</b> ECTOPARASITICIDES, INCL. SCABICIDES	1 216	1 157	1 176	1 297	1 354	52	173	835	252	94	530
<b>P03AC</b> Pyrethrines, incl. synthetic compounds	1 126	1 085	1 093	1 222	1 278	51	160	798	233	87	507
P03AC04 permethrin <sup>1)</sup>	1 126	1 085	1 093	1 222	1 278	51	160	798	233	87	507
<b>P03AX</b> Other ectoparasiticides, incl. scabicides	97	77	86	82	84	67	14	41	21	8	23
P03AX01 benzyl benzoate <sup>1)</sup>	36	18	24	28	21	48	<5	11	<5	<5	6
P03AX03 malathion <sup>1)</sup>	61	59	62	54	63	73	10	30	17	6	17

<sup>1)</sup>The ATC level comprises OTC medicinal products. The number of individuals is registered for prescription sales only.

## 2.16 ATC group R – Respiratory system

ATC level	2008	2009	2010	2011	2012	Share of women (%)	2012				2012 Sales in 1000 NOK
	Number of individuals						Number of individuals per age group				
	<15	15-44	45-69	≥70	<15		15-44	45-69	≥70		
<b>R</b> RESPIRATORY SYSTEM	1 151 928	1 183 767	1 183 735	1 223 490	1 234 841	56	169 146	451 770	445 061	168 864	1 448 923
<b>R01</b> NASAL PREPARATIONS	333 006	348 415	353 908	364 669	375 789	57	32 354	176 737	135 634	31 064	113 282
<b>R01A</b> DECONGESTANTS AND OTHER NASAL PREPARATIONS FOR TOPICAL USE	278 007	294 861	297 143	307 141	315 476	55	30 954	143 622	112 782	28 118	107 107
<b>R01AA</b> Sympathomimetics, plain	4 204	3 803	4 017	3 672	3 521	53	1 003	1 334	837	347	258
R01AA05 oxymetazoline <sup>1)</sup>	1 734	1 550	1 802	1 781	1 740	54	691	621	331	97	113
R01AA07 xylometazoline <sup>1)</sup>	2 483	2 264	2 233	1 899	1 790	51	315	714	510	251	146
<b>R01AB</b> Sympathomimetics, combinations excl. corticosteroids	1 124	514	602	603	466	54	11	187	165	103	86
R01AB06 xylometazoline <sup>1)</sup>	1 124	514	602	603	466	54	11	187	165	103	86
<b>R01AC</b> Antiallergic agents, excl. corticosteroids	44 711	44 853	39 407	40 956	39 373	55	10 402	18 752	8 678	1 541	10 628
R01AC01 cromoglicic acid <sup>1)</sup>	10 718	10 197	8 772	8 705	7 926	59	1 735	3 731	2 084	376	2 111
R01AC02 levocabastine <sup>1)</sup>	34 025	34 686	30 659	32 377	31 513	54	8 733	15 028	6 586	1 166	8 472
R01AC03 azelastine <sup>1)</sup>	261	227	198	127	151	55	20	81	41	9	46
<b>R01AD</b> Corticosteroids	234 552	252 559	259 097	267 954	278 023	55	20 701	126 404	104 650	26 268	95 659
R01AD01 beclometasone	2 228	1 943	11	<5	0	-	0	0	0	0	0
R01AD04 flunisolide	4 133	2 634	11	9	10	60	0	0	7	<5	16
R01AD05 budesonide	43 762	39 753	34 996	32 644	31 182	56	1 849	12 163	13 647	3 523	11 314
R01AD08 fluticasone	32 446	27 939	24 352	22 518	21 902	55	975	8 073	10 046	2 808	9 214
R01AD09 mometasone	142 288	143 465	141 114	144 414	150 797	55	9 967	68 048	57 740	15 042	52 700
R01AD11 triamcinolone	13 593	11 025	9 687	8 713	7 886	57	394	3 253	3 371	868	3 174
R01AD12 fluticasone furoate	3 945	38 322	60 417	70 241	77 223	55	8 111	39 800	24 291	5 021	19 241
<b>R01AX</b> Other nasal preparations	459	572	630	728	816	53	56	210	253	297	475
R01AX03 ipratropium bromide	264	302	355	422	467	50	<5	50	164	252	366
R01AX06 mupirocin	195	270	276	306	349	58	55	160	89	45	108
<b>R01B</b> NASAL DECONGESTANTS FOR SYSTEMIC USE	75 926	75 490	81 771	83 161	88 517	67	1 816	48 518	33 865	4 318	6 175
<b>R01BA</b> Sympathomimetics	75 926	75 490	81 771	83 161	88 517	67	1 816	48 518	33 865	4 318	6 175
R01BA01 phenylpropanolamine	75 926	75 490	81 771	83 161	88 517	67	1 816	48 518	33 865	4 318	6 175
<b>R03</b> DRUGS FOR OBSTRUCTIVE AIRWAY DISEASES	397 839	419 368	423 205	418 109	418 777	54	87 973	108 738	148 215	73 851	1 094 637
<b>R03A</b> ADRENERGICS, INHALANTS	309 382	328 514	335 492	347 921	353 699	54	59 251	98 941	131 898	63 609	703 188
<b>R03AA</b> Alpha- and beta-adrenoreceptor agonists	185	181	209	246	230	35	200	17	7	6	220
R03AA01 epinephrine	185	181	209	246	230	35	200	17	7	6	220
<b>R03AC</b> Selective beta-2-adrenoreceptor agonists	230 012	244 327	249 080	258 858	263 993	54	56 212	75 627	90 209	41 945	142 844

<sup>1)</sup>The ATC level comprises OTC medicinal products. The number of individuals is registered for prescription sales only.

ATC group R

ATC level	2008	2009	2010	2011	2012	Share of women (%)	2012				Sales in 1000 NOK
	Number of individuals						Number of individuals per age group				
	<15	15-44	45-69	≥70	<15		15-44	45-69	≥70		
R03AC02 salbutamol	175 373	190 769	198 277	208 540	215 094	54	54 499	61 549	68 518	30 528	76 681
R03AC03 terbutaline	39 227	38 318	35 556	34 151	32 110	57	1 656	12 091	13 280	5 083	12 333
R03AC04 fenoterol	23	17	17	16	12	42	0	0	11	<5	65
R03AC12 salmeterol	10 847	10 555	10 563	9 699	9 189	55	215	1 017	4 377	3 580	15 951
R03AC13 formoterol	17 310	16 879	16 627	15 456	14 418	55	296	3 039	7 048	4 035	21 468
R03AC18 indacaterol	0	0	713	4 814	7 446	46	0	173	3 959	3 314	16 346
<b>R03AK Adrenergics and other drugs for obstructive airway diseases</b>	<b>155 451</b>	<b>164 536</b>	<b>168 450</b>	<b>175 117</b>	<b>178 056</b>	<b>55</b>	<b>10 285</b>	<b>48 000</b>	<b>79 357</b>	<b>40 414</b>	<b>560 123</b>
R03AK04 salbutamol and other drugs for obstructive airway diseases	<5	<5	<5	0	0	-	0	0	0	0	0
R03AK06 salmeterol and other drugs for obstructive airway diseases	86 941	90 149	90 997	94 190	95 766	55	8 381	23 175	40 755	23 455	323 552
R03AK07 formoterol and other drugs for obstructive airway diseases	71 382	77 502	80 699	84 168	85 605	56	2 006	25 673	40 171	17 755	236 572
<b>R03B OTHER DRUGS FOR OBSTRUCTIVE AIRWAY DISEASES, INHALANTS</b>	<b>134 223</b>	<b>140 443</b>	<b>146 450</b>	<b>149 797</b>	<b>152 252</b>	<b>51</b>	<b>42 757</b>	<b>21 502</b>	<b>50 901</b>	<b>37 092</b>	<b>258 064</b>
<b>R03BA Glucocorticoids</b>	<b>85 762</b>	<b>88 434</b>	<b>91 633</b>	<b>92 760</b>	<b>93 478</b>	<b>51</b>	<b>42 485</b>	<b>18 589</b>	<b>22 612</b>	<b>9 792</b>	<b>81 339</b>
R03BA01 beclometasone	4 825	4 729	4 380	4 075	4 014	55	807	977	1 533	697	3 388
R03BA02 budesonide	26 377	25 860	25 066	23 194	21 246	57	2 604	5 627	8 566	4 449	27 457
R03BA05 fluticasone	56 192	59 302	62 013	64 095	63 451	47	39 590	10 157	9 874	3 830	43 009
R03BA07 mometasone	<5	<5	<5	0	544	54	50	229	211	54	486
R03BA08 ciclesonide	0	0	1 874	3 476	6 094	58	412	1 951	2 830	901	6 999
<b>R03BB Anticholinergics</b>	<b>53 722</b>	<b>57 032</b>	<b>60 133</b>	<b>62 625</b>	<b>64 392</b>	<b>52</b>	<b>686</b>	<b>3 504</b>	<b>30 783</b>	<b>29 419</b>	<b>176 473</b>
R03BB01 ipratropium bromide	41 832	39 555	38 289	35 884	32 150	56	685	2 945	14 335	14 185	30 527
R03BB04 tiotropium bromide	16 714	22 767	27 429	32 809	39 680	49	<5	685	19 889	19 104	145 947
<b>R03BC Antiallergic agents, excl. corticosteroids</b>	<b>539</b>	<b>521</b>	<b>454</b>	<b>430</b>	<b>383</b>	<b>66</b>	<b>27</b>	<b>139</b>	<b>179</b>	<b>38</b>	<b>252</b>
R03BC01 cromoglicic acid	539	521	454	430	383	66	27	139	179	38	252
<b>R03C ADRENERGICS FOR SYSTEMIC USE</b>	<b>67 040</b>	<b>68 733</b>	<b>63 272</b>	<b>40 582</b>	<b>33 046</b>	<b>49</b>	<b>24 952</b>	<b>3 297</b>	<b>3 489</b>	<b>1 308</b>	<b>4 470</b>
<b>R03CA Alpha- and beta-adrenoreceptor agonists</b>	<b>53 610</b>	<b>55 608</b>	<b>49 364</b>	<b>23 993</b>	<b>17 151</b>	<b>50</b>	<b>12 150</b>	<b>2 161</b>	<b>2 160</b>	<b>680</b>	<b>2 662</b>
R03CA02 ephedrine	53 610	55 608	49 364	23 993	17 151	50	12 150	2 161	2 160	680	2 662
<b>R03CC Selective beta-2-adrenoreceptor agonists</b>	<b>16 509</b>	<b>16 104</b>	<b>16 917</b>	<b>17 886</b>	<b>16 770</b>	<b>48</b>	<b>13 642</b>	<b>1 147</b>	<b>1 352</b>	<b>629</b>	<b>1 808</b>
R03CC02 salbutamol	5 091	4 877	4 731	4 844	4 265	46	3 549	280	309	127	306
R03CC03 terbutaline	11 420	11 149	12 109	12 968	12 440	49	10 233	842	936	429	1 258
R03CC12 bambuterol	227	238	245	210	219	58	0	30	114	75	245

ATC group R

ATC level	2008	2009	2010	2011	2012	Share of women (%)	2012				Sales in 1000 NOK
	Number of individuals						Number of individuals per age group				
	<15	15-44	45-69	≥70	<15		15-44	45-69	≥70		
<b>R03D OTHER SYSTEMIC DRUGS FOR OBSTRUCTIVE AIRWAY DISEASES</b>	<b>39 324</b>	<b>40 012</b>	<b>41 123</b>	<b>42 178</b>	<b>42 233</b>	<b>56</b>	<b>8 826</b>	<b>10 623</b>	<b>16 153</b>	<b>6 631</b>	<b>128 915</b>
<b>R03DA Xanthines</b>	<b>5 938</b>	<b>5 287</b>	<b>4 785</b>	<b>4 300</b>	<b>3 855</b>	<b>59</b>	<b>5</b>	<b>228</b>	<b>1 900</b>	<b>1 722</b>	<b>2 782</b>
R03DA02 choline theophyllinate	12	8	10	6	8	100	0	<5	7	0	33
R03DA04 theophylline	5 916	5 272	4 768	4 288	3 843	59	5	224	1 892	1 722	2 692
R03DA05 aminophylline	29	26	19	19	14	57	0	<5	10	<5	57
<b>R03DC Leukotriene receptor antagonists</b>	<b>34 436</b>	<b>35 710</b>	<b>37 220</b>	<b>38 267</b>	<b>38 493</b>	<b>56</b>	<b>8 817</b>	<b>10 452</b>	<b>14 415</b>	<b>4 809</b>	<b>102 858</b>
R03DC01 zafirlukast	28	25	22	22	21	62	0	<5	12	7	194
R03DC03 montelukast	34 409	35 686	37 199	38 245	38 473	56	8 817	10 450	14 404	4 802	102 664
<b>R03DX Other systemic drugs for obstructive airway diseases</b>	<b>44</b>	<b>53</b>	<b>145</b>	<b>751</b>	<b>1 058</b>	<b>49</b>	<b>10</b>	<b>105</b>	<b>534</b>	<b>409</b>	<b>23 275</b>
R03DX05 omalizumab	44	53	84	133	175	55	10	97	66	<5	20 507
R03DX07 roflumilast	0	0	61	620	885	47	0	9	469	407	2 767
<b>R05 COUGH AND COLD PREPARATIONS</b>	<b>373 471</b>	<b>385 148</b>	<b>382 371</b>	<b>422 433</b>	<b>412 291</b>	<b>59</b>	<b>31 876</b>	<b>136 634</b>	<b>167 947</b>	<b>75 834</b>	<b>71 178</b>
<b>R05C EXPECTORANTS, EXCL. COMBINATIONS WITH COUGH SUPPRESSANTS</b>	<b>126 488</b>	<b>133 512</b>	<b>135 840</b>	<b>147 156</b>	<b>135 543</b>	<b>58</b>	<b>6 848</b>	<b>30 721</b>	<b>57 135</b>	<b>40 839</b>	<b>32 532</b>
<b>R05CA Expectorants</b>	<b>3 135</b>	<b>3 334</b>	<b>3 671</b>	<b>4 351</b>	<b>3 817</b>	<b>55</b>	<b>1 608</b>	<b>873</b>	<b>849</b>	<b>487</b>	<b>274</b>
R05CA10 combinations <sup>1)</sup>	3 135	3 334	3 671	4 351	3 817	55	1 608	873	849	487	274
<b>R05CB Mucolytics</b>	<b>123 898</b>	<b>130 752</b>	<b>132 821</b>	<b>143 557</b>	<b>132 373</b>	<b>58</b>	<b>5 318</b>	<b>29 990</b>	<b>56 522</b>	<b>40 543</b>	<b>32 258</b>
R05CB01 acetylcysteine <sup>1)</sup>	119 891	126 968	128 953	139 329	128 617	58	3 931	29 241	55 597	39 848	25 155
R05CB02 bromhexine <sup>1)</sup>	4 836	4 561	4 658	4 974	4 452	54	1 388	855	1 188	1 021	676
R05CB12 tiopronin	<5	5	5	<5	<5	50	0	0	<5	0	8
R05CB13 dornase alfa (desoxyribonuclease)	110	109	118	128	130	51	42	80	8	0	6 418
<b>R05D COUGH SUPPRESSANTS, EXCL. COMBINATIONS WITH EXPECTORANTS</b>	<b>255 435</b>	<b>258 842</b>	<b>254 586</b>	<b>283 928</b>	<b>280 472</b>	<b>60</b>	<b>23 070</b>	<b>102 962</b>	<b>115 180</b>	<b>39 260</b>	<b>33 894</b>
<b>R05DA Opium alkaloids and derivatives</b>	<b>255 434</b>	<b>258 842</b>	<b>254 586</b>	<b>283 928</b>	<b>280 472</b>	<b>60</b>	<b>23 070</b>	<b>102 962</b>	<b>115 180</b>	<b>39 260</b>	<b>33 894</b>
R05DA01 ethylmorphine	246 451	249 476	245 677	274 413	271 143	60	22 669	99 845	110 994	37 635	31 129
R05DA03 hydrocodone	570	581	592	592	543	62	<5	94	297	151	184
R05DA04 codeine	7 660	7 715	7 203	7 752	7 699	64	110	2 816	3 571	1 202	1 671
R05DA07 noscapine <sup>1)</sup>	1 561	1 763	1 880	1 952	1 654	60	317	530	538	269	149
R05DA09 dextromethorphan	<5	<5	<5	0	<5	100	0	0	0	<5	0
R05DA20 combinations	2 881	3 036	2 836	2 918	2 978	62	31	867	1 491	589	761
<b>R05DB Other cough suppressants</b>	<b>&lt;5</b>	<b>0</b>	<b>0</b>	<b>0</b>	<b>0</b>	<b>-</b>	<b>0</b>	<b>0</b>	<b>0</b>	<b>0</b>	<b>0</b>
R05DB05 pentoxyverine	<5	0	0	0	0	-	0	0	0	0	0

<sup>1)</sup>The ATC level comprises OTC medicinal products. The number of individuals is registered for prescription sales only.



## ATC group R

ATC level	2008	2009	2010	2011	2012	Share of women (%)	2012				Sales in 1000 NOK
	Number of individuals						Number of individuals per age group				
	<15	15-44	45-69	≥70	<15		15-44	45-69	≥70		
<b>R05F COUGH SUPPRESSANTS AND EXPECTORANTS, COMBINATIONS</b>	<b>37 584</b>	<b>41 525</b>	<b>41 844</b>	<b>48 192</b>	<b>49 132</b>	<b>61</b>	<b>3 395</b>	<b>18 489</b>	<b>20 097</b>	<b>7 151</b>	<b>4 752</b>
<b>R05FA Opium derivatives and expectorants</b>	<b>37 584</b>	<b>41 525</b>	<b>41 844</b>	<b>48 192</b>	<b>49 132</b>	<b>61</b>	<b>3 395</b>	<b>18 489</b>	<b>20 097</b>	<b>7 151</b>	<b>4 752</b>
R05FA02 opium derivatives and expectorants	37 584	41 525	41 844	48 192	49 132	61	3 395	18 489	20 097	7 151	4 752
<b>R06 ANTIHISTAMINES FOR SYSTEMIC USE</b>	<b>514 755</b>	<b>519 116</b>	<b>511 537</b>	<b>529 217</b>	<b>543 430</b>	<b>58</b>	<b>72 424</b>	<b>224 888</b>	<b>191 959</b>	<b>54 159</b>	<b>167 923</b>
<b>R06A ANTIHISTAMINES FOR SYSTEMIC USE</b>	<b>514 755</b>	<b>519 116</b>	<b>511 537</b>	<b>529 217</b>	<b>543 430</b>	<b>58</b>	<b>72 424</b>	<b>224 888</b>	<b>191 959</b>	<b>54 159</b>	<b>167 923</b>
<b>R06AA Aminoalkyl ethers</b>	<b>18</b>	<b>18</b>	<b>15</b>	<b>14</b>	<b>23</b>	<b>52</b>	<b>&lt;5</b>	<b>8</b>	<b>8</b>	<b>6</b>	<b>31</b>
R06AA02 diphenhydramine	<5	<5	<5	0	6	33	0	<5	<5	<5	3
R06AA04 clemastine	14	14	14	14	17	59	<5	6	5	5	28
<b>R06AB Substituted alkylamines</b>	<b>40 313</b>	<b>35 818</b>	<b>25 263</b>	<b>22 719</b>	<b>20 206</b>	<b>67</b>	<b>4 566</b>	<b>7 452</b>	<b>5 534</b>	<b>2 654</b>	<b>5 868</b>
R06AB02 dexchlorpheniramine	40 313	35 818	25 263	22 719	20 206	67	4 566	7 452	5 534	2 654	5 868
<b>R06AD Phenothiazine derivatives</b>	<b>62 532</b>	<b>62 798</b>	<b>64 453</b>	<b>65 875</b>	<b>65 863</b>	<b>62</b>	<b>3 973</b>	<b>23 263</b>	<b>28 737</b>	<b>9 890</b>	<b>35 046</b>
R06AD01 alimemazine	55 908	56 465	57 913	59 728	59 976	62	3 910	21 003	26 163	8 900	32 267
R06AD02 promethazine	7 311	6 991	7 154	6 719	6 447	67	69	2 480	2 849	1 049	2 768
R06AD03 thiethylperazine	8	<5	5	<5	5	80	0	<5	0	<5	11
<b>R06AE Piperazine derivatives</b>	<b>272 062</b>	<b>294 720</b>	<b>285 404</b>	<b>293 955</b>	<b>285 294</b>	<b>58</b>	<b>40 389</b>	<b>113 759</b>	<b>101 056</b>	<b>30 090</b>	<b>57 878</b>
R06AE03 cyclizine <sup>1)</sup>	276	655	737	759	726	69	13	221	316	176	278
R06AE05 meclozine <sup>1)</sup>	2 094	1 956	2 031	2 165	2 227	88	77	1 640	317	193	202
R06AE07 cetirizine <sup>1)</sup>	269 004	291 604	282 294	290 730	282 094	58	40 298	111 811	100 286	29 699	56 880
R06AE09 levocetirizine	1 040	844	703	661	609	62	16	265	263	65	518
<b>R06AX Other antihistamines for systemic use</b>	<b>180 177</b>	<b>164 938</b>	<b>169 564</b>	<b>178 145</b>	<b>206 015</b>	<b>58</b>	<b>27 655</b>	<b>94 797</b>	<b>68 802</b>	<b>14 761</b>	<b>69 100</b>
R06AX02 cyproheptadine	61	59	40	17	23	61	7	8	5	<5	15
R06AX13 loratadine <sup>1)</sup>	74 765	92 307	83 864	82 823	71 330	60	4 422	33 534	26 676	6 698	17 651
R06AX17 ketotifen	5	<5	7	10	9	56	0	5	<5	<5	14
R06AX22 ebastine <sup>1)</sup>	23 548	11 035	10 315	10 432	9 815	65	166	4 430	4 339	880	8 747
R06AX26 fexofenadine	11 575	24 496	27 017	30 412	29 310	62	794	15 322	10 824	2 370	9 606
R06AX27 desloratadine	81 363	48 971	55 048	60 505	103 310	56	22 750	45 559	29 682	5 319	33 067
<b>R07 OTHER RESPIRATORY SYSTEM PRODUCTS</b>	<b>0</b>	<b>0</b>	<b>0</b>	<b>0</b>	<b>&lt;5</b>	<b>50</b>	<b>0</b>	<b>&lt;5</b>	<b>0</b>	<b>0</b>	<b>1 903</b>
<b>R07A OTHER RESPIRATORY SYSTEM PRODUCTS</b>	<b>0</b>	<b>0</b>	<b>0</b>	<b>0</b>	<b>&lt;5</b>	<b>50</b>	<b>0</b>	<b>&lt;5</b>	<b>0</b>	<b>0</b>	<b>1 903</b>
<b>R07AX Other respiratory system products</b>	<b>0</b>	<b>0</b>	<b>0</b>	<b>0</b>	<b>&lt;5</b>	<b>50</b>	<b>0</b>	<b>&lt;5</b>	<b>0</b>	<b>0</b>	<b>1 903</b>
R07AX02 ivacaftor	0	0	0	0	<5	50	0	<5	0	0	1 903

<sup>1)</sup>The ATC level comprises OTC medicinal products. The number of individuals is registered for prescription sales only.

## 2.17 ATC group S – Sensory organs

ATC level	2008	2009	2010	2011	2012	Share of women (%)	2012				Sales in 1000 NOK
	Number of individuals						Number of individuals per age group				
	<15	15-44	45-69	≥70	<15		15-44	45-69	≥70		
<b>S SENSORY ORGANS</b>	<b>596 101</b>	<b>596 290</b>	<b>609 467</b>	<b>617 742</b>	<b>614 238</b>	<b>57</b>	<b>112 776</b>	<b>177 918</b>	<b>192 459</b>	<b>131 085</b>	<b>302 360</b>
<b>S01 OPHTHALMOLOGICALS</b>	<b>525 644</b>	<b>526 629</b>	<b>538 818</b>	<b>549 815</b>	<b>543 836</b>	<b>57</b>	<b>99 861</b>	<b>156 004</b>	<b>166 156</b>	<b>121 815</b>	<b>287 430</b>
<b>S01A ANTIINFECTIVES</b>	<b>262 875</b>	<b>250 367</b>	<b>269 034</b>	<b>266 933</b>	<b>258 814</b>	<b>56</b>	<b>71 421</b>	<b>75 690</b>	<b>74 191</b>	<b>37 512</b>	<b>47 176</b>
<b>S01AA Antibiotics</b>	<b>260 246</b>	<b>247 638</b>	<b>266 185</b>	<b>264 028</b>	<b>255 819</b>	<b>56</b>	<b>71 253</b>	<b>74 615</b>	<b>73 060</b>	<b>36 891</b>	<b>45 738</b>
S01AA01 chloramphenicol	192 708	182 292	197 212	200 731	195 118	55	46 730	59 178	59 547	29 663	38 206
S01AA02 chlortetracycline	<5	<5	<5	<5	<5	67	<5	<5	<5	0	1
S01AA11 gentamicin	2 022	1 763	1 702	1 597	1 242	59	105	419	450	268	145
S01AA12 tobramycin	2 455	2 332	2 302	2 322	2 014	60	277	576	707	454	189
S01AA13 fusidic acid	79 306	75 838	82 810	75 325	70 028	57	29 458	17 227	15 236	8 107	6 332
S01AA26 azithromycin	0	0	0	0	2 738	61	835	830	751	322	272
S01AA30 combinations of different antibiotics	4 917	4 936	5 105	5 269	4 330	59	220	980	1 662	1 468	592
<b>S01AD Antivirals</b>	<b>3 080</b>	<b>3 249</b>	<b>3 266</b>	<b>3 171</b>	<b>3 395</b>	<b>56</b>	<b>122</b>	<b>1 020</b>	<b>1 392</b>	<b>861</b>	<b>836</b>
S01AD01 idoxuridine	0	<5	0	0	0	-	0	0	0	0	0
S01AD02 trifluridine	<5	0	0	0	0	-	0	0	0	0	0
S01AD03 aciclovir	3 079	3 248	3 266	3 171	3 395	56	122	1 020	1 392	861	836
<b>S01AE Fluoroquinolones</b>	<b>1 923</b>	<b>1 982</b>	<b>2 138</b>	<b>2 327</b>	<b>2 459</b>	<b>54</b>	<b>174</b>	<b>964</b>	<b>869</b>	<b>452</b>	<b>583</b>
S01AE03 ciprofloxacin	1 923	1 982	2 138	2 327	2 459	54	174	964	869	452	583
<b>S01AX Other antiinfectives</b>	<b>&lt;5</b>	<b>&lt;5</b>	<b>&lt;5</b>	<b>&lt;5</b>	<b>&lt;5</b>	<b>25</b>	<b>&lt;5</b>	<b>&lt;5</b>	<b>&lt;5</b>	<b>0</b>	<b>18</b>
S01AX15 propamidine	0	0	0	<5	<5	0	0	0	<5	0	2
<b>S01B ANTIINFLAMMATORY AGENTS</b>	<b>42 882</b>	<b>44 119</b>	<b>45 945</b>	<b>46 769</b>	<b>49 765</b>	<b>58</b>	<b>1 675</b>	<b>9 028</b>	<b>18 520</b>	<b>20 542</b>	<b>15 378</b>
<b>S01BA Corticosteroids, plain</b>	<b>30 231</b>	<b>30 111</b>	<b>30 638</b>	<b>31 478</b>	<b>33 466</b>	<b>57</b>	<b>1 618</b>	<b>8 044</b>	<b>13 497</b>	<b>10 307</b>	<b>10 610</b>
S01BA01 dexamethasone	17 332	18 319	18 993	20 148	20 457	55	500	4 547	8 782	6 628	7 184
S01BA04 prednisolone	15 017	12 418	11 840	10 925	13 558	59	1 068	4 069	5 363	3 058	2 192
S01BA07 fluorometholone	15	17	16	12	12	58	0	<5	8	<5	10
S01BA09 clobetasone	22	18	16	13	16	56	<5	<5	9	<5	59
S01BA13 rimexolone	2 151	4 177	4 351	4 414	4 284	57	189	1 127	1 586	1 382	1 164
<b>S01BB Corticosteroids and mydriatics in combination</b>	<b>&lt;5</b>	<b>&lt;5</b>	<b>&lt;5</b>	<b>&lt;5</b>	<b>&lt;5</b>	<b>50</b>	<b>0</b>	<b>&lt;5</b>	<b>0</b>	<b>&lt;5</b>	<b>1</b>
S01BB03 fluorometholone and mydriatics	<5	<5	<5	<5	<5	50	0	<5	0	<5	1
<b>S01BC Antiinflammatory agents, non-steroids</b>	<b>14 254</b>	<b>15 618</b>	<b>17 141</b>	<b>17 568</b>	<b>18 705</b>	<b>58</b>	<b>69</b>	<b>1 311</b>	<b>5 915</b>	<b>11 410</b>	<b>4 767</b>
S01BC03 diclofenac	14 254	15 618	15 814	11 689	7 404	57	54	1 048	2 425	3 877	1 476
S01BC10 nepafenac	0	0	1 528	6 095	10 279	58	11	244	3 155	6 869	2 985
S01BC11 bromfenac	0	0	0	0	1 366	60	5	40	458	863	306

ATC group S

ATC level	2008	2009	2010	2011	2012	Share of women (%)	2012				2012
	Number of individuals						Number of individuals per age group				Sales in 1000 NOK
	<15	15-44	45-69	≥70							
<b>S01C ANTIINFLAMMATORY AGENTS AND ANTIINFECTIVES IN COMBINATION</b>	<b>57 374</b>	<b>56 226</b>	<b>56 906</b>	<b>57 674</b>	<b>57 726</b>	<b>58</b>	<b>1 125</b>	<b>8 988</b>	<b>20 689</b>	<b>26 924</b>	<b>10 824</b>
<b>S01CA Corticosteroids and anti-infectives in combination</b>	<b>57 374</b>	<b>56 226</b>	<b>56 906</b>	<b>57 674</b>	<b>57 726</b>	<b>58</b>	<b>1 125</b>	<b>8 988</b>	<b>20 689</b>	<b>26 924</b>	<b>10 824</b>
S01CA01 dexamethasone and anti-infectives	57 374	56 226	56 906	57 674	57 726	58	1 125	8 988	20 689	26 924	10 824
<b>S01E ANTIGLAUCOMA PREPARATIONS AND MIOTICS</b>	<b>68 239</b>	<b>68 940</b>	<b>70 039</b>	<b>70 786</b>	<b>71 349</b>	<b>57</b>	<b>187</b>	<b>2 112</b>	<b>21 488</b>	<b>47 562</b>	<b>136 473</b>
<b>S01EA Sympathomimetics in glaucoma therapy<sup>1)</sup></b>	<b>3 953</b>	<b>3 992</b>	<b>4 077</b>	<b>4 222</b>	<b>4 439</b>	<b>53</b>	<b>7</b>	<b>170</b>	<b>1 169</b>	<b>3 093</b>	<b>3 991</b>
S01EA01 epinephrine	5	<5	<5	<5	<5	50	0	0	<5	<5	3
S01EA02 dipivefrine	217	122	9	<5	0	-	0	0	0	0	0
S01EA03 apraclonidine	91	97	115	122	145	52	<5	17	56	71	83
S01EA05 brimonidine	3 706	3 838	3 983	4 122	4 344	53	6	159	1 131	3 048	3 905
<b>S01EB Parasympathomimetics</b>	<b>1 498</b>	<b>1 433</b>	<b>1 291</b>	<b>1 254</b>	<b>1 177</b>	<b>60</b>	<b>&lt;5</b>	<b>61</b>	<b>314</b>	<b>800</b>	<b>1 044</b>
S01EB01 pilocarpine	1 496	1 431	1 289	1 253	1 176	60	<5	61	313	800	1 040
S01EB02 carbachol	<5	<5	<5	<5	<5	100	0	0	<5	0	4
<b>S01EC Carbonic anhydrase inhibitors</b>	<b>9 488</b>	<b>9 634</b>	<b>10 040</b>	<b>10 322</b>	<b>10 634</b>	<b>57</b>	<b>103</b>	<b>729</b>	<b>2 770</b>	<b>7 032</b>	<b>12 449</b>
S01EC01 acetazolamide	1 597	1 531	1 699	1 828	1 920	53	50	572	669	629	1 056
S01EC03 dorzolamide	2 783	2 660	2 503	2 393	2 340	58	12	43	542	1 743	2 882
S01EC04 brinzolamide	5 415	5 811	6 195	6 452	6 753	57	46	126	1 660	4 921	8 511
S01EC05 methazolamide	<5	0	0	0	0	-	0	0	0	0	0
<b>S01ED Beta blocking agents<sup>1)</sup></b>	<b>47 883</b>	<b>48 377</b>	<b>48 841</b>	<b>49 028</b>	<b>49 427</b>	<b>56</b>	<b>127</b>	<b>1 178</b>	<b>14 898</b>	<b>33 224</b>	<b>72 490</b>
S01ED01 timolol	23 313	22 977	22 326	21 731	21 575	57	99	536	7 287	13 653	22 510
S01ED02 betaxolol	2 233	2 012	1 778	1 587	1 433	65	<5	14	335	1 081	964
S01ED51 timolol, combinations	24 676	25 922	27 060	27 984	28 598	55	32	702	8 025	19 839	49 016
<b>S01EE Prostaglandin analogues<sup>1)</sup></b>	<b>35 402</b>	<b>36 048</b>	<b>36 697</b>	<b>37 171</b>	<b>37 030</b>	<b>58</b>	<b>14</b>	<b>652</b>	<b>10 412</b>	<b>25 952</b>	<b>46 500</b>
S01EE01 latanoprost	29 658	28 946	27 890	26 156	24 215	58	5	352	6 328	17 530	20 507
S01EE03 bimatoprost	1 814	1 807	1 867	1 871	2 055	58	<5	61	612	1 381	3 220
S01EE04 travoprost	4 469	4 844	5 035	6 464	7 190	55	<5	123	2 127	4 938	10 849
S01EE05 tafluprost	0	1 654	3 068	4 029	4 997	63	7	137	1 805	3 048	11 924
<b>S01F MYDRIATICS AND CYCLOPLEGICS</b>	<b>4 744</b>	<b>4 899</b>	<b>5 066</b>	<b>5 041</b>	<b>5 301</b>	<b>46</b>	<b>477</b>	<b>1 270</b>	<b>2 354</b>	<b>1 200</b>	<b>995</b>
<b>S01FA Anticholinergics</b>	<b>4 737</b>	<b>4 891</b>	<b>5 062</b>	<b>5 038</b>	<b>5 295</b>	<b>46</b>	<b>477</b>	<b>1 267</b>	<b>2 352</b>	<b>1 199</b>	<b>989</b>
S01FA01 atropine	2 750	2 670	2 549	2 323	2 318	47	416	477	935	490	476
S01FA04 cyclopentolate	2 034	2 277	2 546	2 746	3 057	45	57	823	1 453	724	485
S01FA06 tropicamide	164	157	189	164	140	56	10	51	63	16	29

<sup>1)</sup>The ATC level comprises OTC medicinal products. The number of individuals is registered for prescription sales only.

ATC group S

ATC level	2008	2009	2010	2011	2012	Share of women (%)	2012				2012
	Number of individuals						Number of individuals per age group				Sales in 1000 NOK
	<15	15-44	45-69	≥70							
<b>S01FB Sympathomimetics excl. antiglaucoma preparations</b>	<b>48</b>	<b>39</b>	<b>29</b>	<b>35</b>	<b>33</b>	<b>39</b>	<b>0</b>	<b>15</b>	<b>15</b>	<b>&lt;5</b>	<b>5</b>
S01FB01 phenylephrine	48	39	29	35	33	39	0	15	15	<5	5
<b>S01G DECONGESTANTS AND ANTIALLERGICS</b>	<b>164 724</b>	<b>172 049</b>	<b>158 625</b>	<b>167 530</b>	<b>163 297</b>	<b>58</b>	<b>29 102</b>	<b>73 198</b>	<b>48 775</b>	<b>12 222</b>	<b>47 041</b>
<b>S01GA Sympathomimetics used as decongestants</b>	<b>23 730</b>	<b>23 098</b>	<b>20 728</b>	<b>21 288</b>	<b>20 269</b>	<b>60</b>	<b>2 415</b>	<b>9 165</b>	<b>6 902</b>	<b>1 787</b>	<b>6 023</b>
S01GA51 naphazoline, combinations	11	11	<5	6	<5	67	<5	0	<5	<5	1
S01GA52 tetrazoline, combinations	23 719	23 089	20 725	21 283	20 266	60	2 414	9 165	6 901	1 786	6 022
<b>S01GX Other antiallergics</b>	<b>144 671</b>	<b>152 775</b>	<b>141 091</b>	<b>149 662</b>	<b>146 376</b>	<b>58</b>	<b>27 320</b>	<b>65 543</b>	<b>42 870</b>	<b>10 643</b>	<b>41 018</b>
S01GX01 cromoglicic acid <sup>1)</sup>	24 839	25 305	22 551	23 401	22 526	61	3 348	9 764	7 549	1 865	5 698
S01GX02 levocabastine <sup>1)</sup>	73 171	77 301	70 567	75 499	73 730	57	14 686	33 142	20 955	4 947	18 750
S01GX04 nedocromil	1 982	2 018	1 777	1 702	1 442	58	171	731	449	91	291
S01GX05 lodoxamide <sup>1)</sup>	339	35	0	0	0	-	0	0	0	0	0
S01GX06 emedastine	546	490	379	384	374	63	67	129	135	43	128
S01GX07 azelastine	755	691	580	553	528	56	74	231	162	61	151
S01GX08 ketotifen <sup>1)</sup>	16 912	17 926	16 305	17 279	16 678	59	2 970	7 422	4 961	1 325	6 367
S01GX09 olopatadine	30 752	34 046	32 856	35 349	35 400	57	7 051	15 768	9 927	2 654	9 633
<b>S01X OTHER OPHTHALMOLOGICALS</b>	<b>6 859</b>	<b>18 266</b>	<b>26 371</b>	<b>34 504</b>	<b>40 527</b>	<b>76</b>	<b>305</b>	<b>3 967</b>	<b>17 429</b>	<b>18 826</b>	<b>29 519</b>
<b>S01XA Other ophthalmologicals</b>	<b>6 859</b>	<b>18 266</b>	<b>26 371</b>	<b>34 504</b>	<b>40 527</b>	<b>76</b>	<b>305</b>	<b>3 967</b>	<b>17 429</b>	<b>18 826</b>	<b>29 519</b>
S01XA03 sodium chloride, hypertonic	16	20	15	17	10	30	0	<5	<5	6	32
S01XA18 ciclosporin	27	41	70	112	252	61	10	72	131	39	2 635
S01XA20 artificial tears and other indifferent preparations <sup>1)</sup>	6 823	18 234	26 329	34 451	40 435	76	296	3 942	17 386	18 811	26 853
<b>S02 OTOLOGICALS</b>	<b>13 048</b>	<b>14 496</b>	<b>14 933</b>	<b>20 226</b>	<b>18 667</b>	<b>54</b>	<b>3 446</b>	<b>4 974</b>	<b>7 220</b>	<b>3 027</b>	<b>3 578</b>
<b>S02A ANTIINFECTIVES</b>	<b>7 097</b>	<b>7 037</b>	<b>7 346</b>	<b>10 565</b>	<b>9 559</b>	<b>48</b>	<b>3 241</b>	<b>2 722</b>	<b>2 623</b>	<b>973</b>	<b>1 711</b>
S02AA Antiinfectives	7 097	7 037	7 346	10 565	9 559	48	3 241	2 722	2 623	973	1 711
S02AA01 chloramphenicol	202	123	75	75	17	41	<5	5	<5	<5	19
S02AA15 ciprofloxacin	6 923	6 937	7 290	10 501	9 545	48	3 238	2 718	2 620	969	1 691
<b>S02B CORTICOSTEROIDS</b>	<b>6 139</b>	<b>7 724</b>	<b>7 847</b>	<b>10 185</b>	<b>9 535</b>	<b>60</b>	<b>233</b>	<b>2 424</b>	<b>4 787</b>	<b>2 091</b>	<b>1 851</b>
<b>S02BA Corticosteroids</b>	<b>6 139</b>	<b>7 724</b>	<b>7 847</b>	<b>10 185</b>	<b>9 535</b>	<b>60</b>	<b>233</b>	<b>2 424</b>	<b>4 787</b>	<b>2 091</b>	<b>1 851</b>
S02BA07 betamethasone	6 139	7 724	7 847	10 185	9 535	60	233	2 424	4 787	2 091	1 851
<b>S02C CORTICOSTEROIDS AND ANTIINFECTIVES IN COMBINATION</b>	<b>58</b>	<b>70</b>	<b>66</b>	<b>104</b>	<b>91</b>	<b>49</b>	<b>&lt;5</b>	<b>20</b>	<b>42</b>	<b>26</b>	<b>16</b>
<b>S02CA Corticosteroids and anti-infectives in combination</b>	<b>58</b>	<b>70</b>	<b>66</b>	<b>104</b>	<b>91</b>	<b>49</b>	<b>&lt;5</b>	<b>20</b>	<b>42</b>	<b>26</b>	<b>16</b>
S02CA02 flumetasone and antiinfectives	58	70	66	104	91	49	<5	20	42	26	16

<sup>1)</sup>The ATC level comprises OTC medicinal products. The number of individuals is registered for prescription sales only.

## ATC group S

ATC level	2008	2009	2010	2011	2012	Share of women (%)	2012				2012
	Number of individuals						Number of individuals per age group				Sales in 1000 NOK
	<15	15-44	45-69	≥70	<15		15-44	45-69	≥70		
<b>S03 OPTHALMOLOGICAL AND OTOLOGICAL PREPARATIONS</b>	<b>78 318</b>	<b>75 322</b>	<b>77 041</b>	<b>68 909</b>	<b>73 148</b>	<b>54</b>	<b>13 607</b>	<b>21 755</b>	<b>26 744</b>	<b>11 042</b>	<b>11 352</b>
<b>S03C CORTICOSTEROIDS AND ANTIINFECTIVES IN COMBINATION</b>	<b>78 318</b>	<b>75 322</b>	<b>77 041</b>	<b>68 909</b>	<b>73 148</b>	<b>54</b>	<b>13 607</b>	<b>21 755</b>	<b>26 744</b>	<b>11 042</b>	<b>11 352</b>
<b>S03CA Corticosteroids and antiinfectives in combination</b>	<b>78 318</b>	<b>75 322</b>	<b>77 041</b>	<b>68 909</b>	<b>73 148</b>	<b>54</b>	<b>13 607</b>	<b>21 755</b>	<b>26 744</b>	<b>11 042</b>	<b>11 352</b>
S03CA01 dexamethasone and antiinfectives	18 919	15 356	14 416	24 937	11 210	55	1 109	3 071	4 868	2 162	1 390
S03CA04 hydrocortisone and antiinfectives	62 532	62 503	65 038	47 812	64 324	54	12 714	19 350	22 909	9 351	9 962

## 2.18 ATC group V – Various

ATC level	2008	2009	2010	2011	2012	Share of women (%)	2012				2012
	Number of individuals						Number of individuals per age group				Sales in 1000 NOK
	<15	15-44	45-69	≥70	<15		15-44	45-69	≥70		
<b>V VARIOUS</b>	<b>11 571</b>	<b>13 317</b>	<b>15 898</b>	<b>18 600</b>	<b>21 769</b>	<b>50</b>	<b>3 026</b>	<b>7 406</b>	<b>7 228</b>	<b>4 109</b>	<b>77 662</b>
<b>V01 ALLERGENS</b>	<b>4 962</b>	<b>6 170</b>	<b>7 289</b>	<b>8 273</b>	<b>8 880</b>	<b>46</b>	<b>1 691</b>	<b>5 582</b>	<b>1 573</b>	<b>34</b>	<b>41 735</b>
<b>V01A ALLERGENS</b>	<b>4 962</b>	<b>6 170</b>	<b>7 289</b>	<b>8 273</b>	<b>8 880</b>	<b>46</b>	<b>1 691</b>	<b>5 582</b>	<b>1 573</b>	<b>34</b>	<b>41 735</b>
<b>V01AA Allergen extracts</b>	<b>4 962</b>	<b>6 170</b>	<b>7 289</b>	<b>8 273</b>	<b>8 880</b>	<b>46</b>	<b>1 691</b>	<b>5 582</b>	<b>1 573</b>	<b>34</b>	<b>41 735</b>
V01AA02 grass pollen	3 056	4 021	5 033	5 758	6 295	44	1 065	4 278	939	13	23 719
V01AA03 house dust mites	284	301	349	426	487	47	121	292	72	<5	2 785
V01AA05 tree pollen	3 104	3 705	4 150	4 670	4 839	49	933	2 970	917	19	11 218
V01AA07 insects	206	185	183	181	156	53	20	50	78	8	660
V01AA10 flowers	54	90	108	141	149	63	10	91	48	0	715
V01AA11 animals	201	217	288	382	421	52	103	227	91	0	2 638

## Noen forkortelser og definisjoner / Some abbreviations and definitions

ATC	Anatomisk Terapeutisk Kjemisk (klassifikasjonssystem for legemidler)	Anatomical Therapeutical Chemical (classification system for medicines)
DDD	Definert døgndose	Defined Daily Doses
EEA		European Economic Association
EØS	Europeisk økonomisk samarbeid	
FHI	Folkehelseinstituttet	
GP		General Practitioner
ICD -10		International Classification of Diseases version 10
ICPC		International Classification of Primary Care
MA	Markedsføringstillatelse	Marketing Authorisation
NIPH		Norwegian Institute of Public Health
NMD	Norsk Medisinaldepot	Norwegian Medicinal Depot (wholesaler)
NOK	Norske kroner	Norwegian kroner
NorPD	Reseptregisteret	Norwegian Prescription Database
NSAID	Ikke-steroid antiinflammatorisk legemiddel	Non Steroidal Anti-Inflammatory Drug
OTC	Reseptfritt	Over The Counter, non prescription drugs
SPC		Summary of Product Characteristics
SSB	Statistisk sentralbyrå	Statistics Norway
WHO	Verdens helseorganisasjon	World Health Organization

## Definisjoner

### Prevalens

Brukere (individer) defineres som personer som har hentet minst én resept på apotek i perioden. Prevalens er definert som antall brukere per 100 innbyggere (%) i det definerte befolkningsutvalget.

### Insidens (nye brukere)

Insidens er antall brukere av et bestemt legemiddel eller en legemiddelgruppe i en definert tidsperiode som ikke var brukere i en tidligere, definert periode. Insidens kan også uttrykkes som andel (%) i forhold til antallet potensielle nye brukere i det definerte befolkningsutvalget.

## Definitions

### Prevalence

Users (individuals) are defined as persons who had at least one prescription dispensed at pharmacies in the period. Prevalence is defined as the number of users per 100 inhabitants (%) in the defined population sample.

### Incidence (new users)

Incidence is the number of users of a particular drug or drug group in a defined time period who were not users in a previous, defined time period. Incidence can be expressed as a percentage relative to the number of potential users in the defined population sample.

## Folkemengde i Norge 2008–2012 (per 1. juli)/ Population in Norway 2008–2012 (as of 1st July)

Year	2008	2009	2010	2011	2012
Population	4 768 077	4 829 800	4 888 946	4 953 217	5 018 415

## Folkemengde etter alder i 2012 (per 1. juli)/ Population by age in 2012 (as of 1st July)

Age groups	<15	15–44	45–69	≥70
Population	893 338	2 036 569	1 545 456	543 052

Kilde: Statistisk sentralbyrå / Source: Statistics Norway



## Liste over publikasjoner basert på data fra Reseptregisteret per mars 2013 / List of publications based on data from the Norwegian Prescription Database (NorPD) as of March 2013

### 2013:

Bakken MS, Engeland A, Engesaeter LB, Ranhoff AH, Hunskaar S, Ruths S. Increased risk of hip fracture among older people using antidepressant drugs: data from the Norwegian Prescription Database and the Norwegian Hip Fracture Registry. *Age Ageing* 2013; [Epub ahead of print]. doi: 10.1093/ageing/af009

Berge LI, Riise T, Fasmer OB, Hundal O, Oedegaard KJ, Midthjell K, et al. Does diabetes have a protective effect on migraine? *Epidemiology* 2013;24:129-34.

Brelín S, Loge JH, Skurtveit S, Johannesen TB, Aass N, Ottesen S, et al. Antidepressants to cancer patients during the last year of life – a population-based study. *Psychooncology* 2013;22:506-14.

Engeland A, Bjørge T, Daltveit AK, Skurtveit S, Vangen S, Vollset SE, et al. Effects of preconceptional paternal drug exposure on birth outcomes: Cohort study of 340000 pregnancies using Norwegian population-based databases. *British Journal of Clinical Pharmacology* 2013;75:1134-41.

Fossum GH, Lindbaek M, Gjelstad S, Dalen I, Kvaerner KJ. Are children carrying the burden of broad-spectrum antibiotics in general practice? Prescription pattern for paediatric outpatients with respiratory tract infections in Norway. *BMJ Open* 2013;3:e002285.

Grytli HH, Fagerland MW, Fosså SD, Taskén KA. Association Between Use of b-Blockers and Prostate Cancer-Specific Survival: A Cohort Study of 3561 Prostate Cancer Patients with High-Risk or Metastatic Disease. *European Urology* 2013; [In press]. doi: 10.1016/j.eururo.2013.01.007

Klovstad H, Natas O, Tverdal A, Aavitsland P. Systematic screening with information and home sampling for genital Chlamydia trachomatis infections in young men and women in Norway: a randomized controlled trial. *BMC Infectious Diseases* 2013;13:Article number 30.

Kravdal O. The poorer cancer survival among the unmarried in Norway: Is much explained by comorbidities? *Social Science and Medicine* 2013;81:42-52.

Log T, Skurtveit S, Selmer R, Tverdal A, Furu K, Hartz I. The association between prescribed opioid use for mothers and children: a record-linkage study. *Eur J Clin Pharmacol* 2013;69:111-8.

Lund IO, Skurtveit S, Engeland A, Furu K, Ravndal E, Handal M. Prescription drug use among pregnant women in opioid Maintenance Treatment. *Addiction* 2013;108:367-76.

Nordeng H, Lupattelli A, Romøren M, Koren G. Neonatal outcomes after gestational exposure to nitrofurantoin. *Obstetrics and Gynecology* 2013;121:306-13.

Nordfjærn T, Bjerkeset O, Bratberg G, Møyilan S, Berk M, Grawe R. Socio-demographic, lifestyle and psychological predictors of benzodiazepine and z-hypnotic use patterns. *Nord J Psychiatry* 2013; [Epub ahead of print]. doi:10.3109/08039488.2013.775342

Persheim MS, Helland A, Spigset O, Slordal L. Potensielt vanedannende legemidler på blåresept ved kroniske sterke smerter. [Potentially addictive drugs on reimbursable prescription for chronic severe pain]. *Tidsskrift for den Norske Laegeforening* 2013;133:150-4. In Norwegian.

Skollerud LM, Fredheim OM, Svendsen K, Skurtveit S, Borchgrevink PC. Laxative prescriptions to cancer outpatients receiving opioids: A study from the Norwegian prescription database. *Supportive Care in Cancer* 2013;21:67-73.

Stene LE, Jacobsen GW, Dyb G, Tverdal A, Schei B. Intimate partner violence and cardiovascular risk in women: A population-based cohort study. *Journal of Women's Health* 2013;22:250-8.

Stephansson O, Kieler H, Haglund B, Artama M, Engeland A, Furu K, et al. Selective serotonin reuptake inhibitors during pregnancy and risk of stillbirth and infant mortality. *JAMA* 2013;309:48-54.

Welle-Strand GK, Skurtveit S, Jones HE, Waal H, Bakstad B, Bjarkø L, et al. Neonatal outcomes following in utero exposure to methadone or buprenorphine: A National Cohort Study of opioid-agonist treatment of Pregnant Women in Norway from 1996 to 2009. *Drug and Alcohol Dependence* 2013;127:200-6.

### 2012:

Berge LI, Riise T, Fasmer OB, Lund A, Oedegaard KJ, Hundal O. Risk of depression in diabetes is highest for young persons using oral anti-diabetic agents. *Diabet Med*. 2012;29:509-14.

Blix HS, Hjellvik V. Økt bruk av antibiotika blant 19-åringer i mai. [Increased use of antibiotics among nineteen-year-olds in May]. *Tidsskr Nor Laegeforen*. 2012 ;132:1084-8. In Norwegian.

Blix HS, Landmark K, Selmer R, Reikvam Å. Forskrivning av antihypertensive legemidler 1975-2010. [Patterns in the prescription of antihypertensive drugs in Norway, 1975 – 2010] *Tidsskr Nor Laegeforen* 2012;132:1224-8. In Norwegian.

Bramness JG, Furu K, Skurtveit S, Engeland A. Effect of withdrawal of carisoprodol on use of other prescribed drugs with abuse potential. *Clin Pharmacol Therap* 2012;91:438-41.

Bramness JG, Skurtveit S, Mørland J, Engeland A. An increased risk of motor vehicle accidents after prescription of methadone. *Addiction*. 2012;107:967-72.

Devold H, Furu K, Skurtveit S, Tverdal A, Falck JA, Søgård AJ. Influence of socioeconomic factors on the adherence of alendronate treatment in incident users in Norway. *Pharmacoepidemiol Drug Saf*. 2012;21:297-304.

Devold HM, Søgård AJ, Tverdal A, Falch JA, Furu K, Meyer HE. Hip fracture and other predictors of anti-osteoporosis drug use in Norway. *Osteoporosis International* 2012;24:1225-33.

Fasmer OB, Riise T, Lund A, Dilsaver SC, Hundal O, Ødegaard KJ. Comorbidity of migraine with ADHD. *J Attend Disord* 2012;16:339-45.

Fredheim OMS, Moksnes K, Borchgrevink PC, Skurtveit S. Opioid switching to methadone: A pharmacoepidemiological study from a national prescription database. *Palliative Medicine* 2012;26:804-12.

Fredheim OM, Moksnes K, Borchgrevink PC, Skurtveit S. Opioid switching to methadone: a pharmacoepidemiological study from a national prescription database. *Palliat Med* 2012;26:804-812.

Gedde-Dahl A, Devold HM, Molden E. Statin medication in patients treated with antiepileptic drugs in Norway. *Pharmacoepidemiology and Drug Safety* 2012;21:881-5.

Gjelsvik B, Heyerdahl F, Hawton K. Prescribed medication availability and deliberate self-poisoning: a longitudinal study. *J Clin Psychiatry*. 2012;73:e548-54.

Handal M, Skurtveit S, Mørland JG. Samtidig bruk av ulike benzodiazepiner. [Co-medication with benzodiazepines]. *Tidsskr Nor Laegeforen*. 2012;132:526-30. In Norwegian.

Hartz I, Furu K, Bratlid T, Handal M, Skurtveit S. Hypnotic drug use among 0-17 year olds during 2004-2011: A nationwide prescription database study. *Scandinavian Journal of Public Health* 2012;40:704-11.

Hjellvik V, Mahic M, Tverdal A. Utdanning og legemiddelbruk. [Education and use of drugs in Norway]. *Tidsskr Nor Laegeforen* 2012;132:2166-70. In Norwegian.

Karlstad O, Nafstad P, Tverdal A, Skurtveit S, Furu K. Comorbidities in an asthma population 8-29 years old: A study from the Norwegian Prescription Database. *Pharmacoepidemiology and Drug Safety* 2012;21:1045-52.

Kieler H, Artama M, Engeland A, Ericsson O, Furu K, Gissler M, Nørgaard M, Nielsen RB, Stephansson O, Valdimarsdóttir U, Zoega H, Haglund B. Selective serotonin-reuptake inhibitors during pregnancy and risks of persistent pulmonary hypertension of the newborn: population based cohort study from the five Nordic countries *BMJ*. 2012 Jan 12;344:d8012. doi: 10.1136/bmj.d8012.

Kjome RL, Roraas T, Granas AG, Sandberg S. Regional differences in sales of glucometer strips and antidiabetics. *Tidsskr Nor Laegeforen* 2012;132:1453-7.

Kjosavik SR, Ruths S, Hunskaar S. Use of addictive anxiolytics and hypnotics in a national cohort of incident users in Norway. *Eur J Clin Pharmacol* 2012;68: 311-9.

Kvaale MK, Grave K, Kristoffersen AB, Norström M. The prescription rate of antibacterial agents in dogs in Norway – geographical patterns and trends during the period 2004-2008. *Journal of Veterinary Pharmacology and Therapeutics* 2012; [In press]. doi: 10.1111/j.1365-2885.2012.01425.x

Langhammer A, Krokstad S, Romundstad P, Heggland J, Holmen J. The HUNT study: Participation is associated with survival and depends on socioeconomic status, diseases and symptoms. *BMC Medical Research Methodology* 2012;12:Article number 143.

Lillemoen PKS, Kjosavik SR, Hunskaar S, Ruths S. Prescriptions for ADHD medication, 2004 – 08. *Tidsskr Nor Laegeforen* 2012;132:1856-60.

Mellbye A, Svendsen K, Borchgrevink PC, Skurtveit S, Fredheim OMS. Concomitant medication among persistent opioid users with chronic non-malignant pain. *Acta Anaesthesiologica Scandinavica* 2012;56:1267-76.

Neutel CI, Skurtveit S, Berg C. What is the point of guidelines? Benzodiazepine and z-hypnotic use by an elderly population. *Sleep Medicine* 2012;13:893-7.

Neutel I, Skurtveit S, Berg C. Polypharmacy of potentially addictive medication in the older persons – quantifying usage. *Pharmacoepidemiol Drug Saf* 2012;21:199-206.

Neutel CI, Skurtveit S, Berg C. Benzodiazepine and z-hypnotic use in Norwegian elderly, aged 65-79. *Norsk Epidemiologi* 2012;22:203-8.

Nordbø A, Skurtveit S, Borchgrevink PC, Kaasa S, Fredheim OM. Low-dose transdermal buprenorphine – long-term use and co-medication with other potentially addictive drugs. *Acta Anaesthesiol Scand*. 2012;56:88-94.

Nordfjærn T. A population-based cohort study of anxiety, depression, sleep and alcohol outcomes among benzodiazepine and z-hypnotic users. *Addictive Behaviors* 2012;37:1151-7.

Nyborg G, Straand J, Brekke M. Inappropriate prescribing for the elderly – A modern epidemic? *European Journal of Clinical Pharmacology* 2012;68:1085-94.

Pedersen L, Hansen AB, Svendsen K, Skurtveit S, Borchgrevink PC, Fredheim OMS. Reimbursement of analgesics for chronic pain. *Tidsskr Nor Laegeforen* 2012;132:2489-93.

Romoren M, Lindbaek M, Nordeng H. Pregnancy outcome after gestational exposure to erythromycin – a population-based register study from Norway. *British Journal of Clinical Pharmacology* 2012;74:1053-62.

Rønning PA, Helseth E, Meling TR, Johannesen TB. A population-based study on the effect of temozolomide in the treatment of glioblastoma multiforme. *Neuro-Oncology* 2012;14:1178-84.

Selmer R, Blix HS, Landmark K, Reikvam Å. Choice of initial antihypertensive drugs and persistence of drug use—a 4-year follow-up of 78,453 incident users. *Eur J Clin Pharmacol* 2012;68:1435-42.

Skjeldestad FE. Prescribing contraception for young women. *Tidsskr Nor Laegeforen*. 2012;132:292-4.

Steffenak AKM, Wilde-Larsson B, Skurtveit S, Furu K, Nordström G, Hartz I. Mental distress and subsequent use of psychotropic drugs among adolescents – a prospective register linkage study. *J Adolescent Health* 2012;50:578-87.

Steffenak AKM, Wilde-Larsson B, Nordstr+Åm G, Skurtveit S, Hartz I. Increase in psychotropic drug use between 2006 and 2010 among adolescents in Norway: A nationwide prescription database study. *Clinical Epidemiology* 2012;4:225-31.

Stene LE, Dyb G, Tverdal A, Jacobsen GW, Schei B. Intimate partner violence and prescription of potentially addictive drugs: prospective cohort study of women in the Oslo Health Study. *BMJ Open*. 2012 Apr 5;2(2):e000614.

Svendal G, Fasmer OB, Engeland A, Berk M, Lund A. Co-prescription of medication for bipolar disorder and diabetes mellitus: A nationwide population-based study with focus on gender differences. *BMC Medicine* 2012;10:Article number 148.

Svendsen K, Skurtveit S, Romundstad P, Borchgrevink PC, Fredheim OM. Differential patterns of opioid use: defining persistent opioid use in a prescription database. *Eur J Pain* 2012;16:359-69.

Viktil KK, Engeland A, Furu K. Outcomes after antirheumatic drug use before and during pregnancy – a cohort study among 150 000 pregnant women and expectant fathers. *Scand J Rheum* 2012;41:196-201.

Von Soest T, Bramness JG, Pedersen W, Wichstrøm L. The relationship between socio-economic status and antidepressant prescription: A longitudinal survey and register study of young adults. *Epidemiology and Psychiatric Sciences* 2012;21:87-95.

Åsvold BO, Vatten LJ, Midthjell K, Bjørø T. Serum TSH within the reference range as a predictor of future hypothyroidism and hyperthyroidism: 11-year follow-up of the HUNT Study in Norway. *J Clin Endocrinol Metab*. 2012;97:93-9.

#### 2011:

Berg C, Sakshaug S, Handal M, Skurtveit S. Z-hypnotika – Sovemidlene som dominerer markedet i Norge. *Norsk Farmaceutisk Tidsskrift* 2011;4:20-23.

Blix H, Hjellvik V, Litleskare I, Rønning M, Tverdal A. Cigarette smoking and risk of subsequent use of antibacterials: a follow-up of 365 117 men and women. *J Antimicrob Chemother* 2011;66:2159-67.

Bramness JG, Sexton JA. The basic pharmacoepidemiology of benzodiazepine use in Norway 2004-9. *Norsk Epidemiologi* 2011; 21: 35-42.

Brekke M, Straand J. Does present use of cardiovascular medication reflect elevated cardiovascular risk scores estimated ten years ago? A population based longitudinal observation study. *BMC Public Health*. 2011;11:144.

Dalen DM, Furu K, Locatelli M, Strøm S. Generic substitution: micro evidence from register data in Norway. *Eur J Health Econ* 2011;12:49-59.

Engeland A, Bjørge T, Daltveit AK, Skurtveit S, Vangen S, Vollset SE, Furu K. Risk of diabetes after gestational diabetes and preeclampsia. A registry-based study of 230.000 women in Norway. *Eur J Epidemiol* 2011;26:157-63.

Espnes MG, Bjørge T, Engeland A. Comparison of recorded medication use in the Medical Birth Registry of Norway with prescribed medicines registered in the Norwegian Prescription Database. *Pharmacoepidemiol Drug Saf* 2011;20:243-8.

Fasmer OB, Riise T, Eagan TM, Lund A, Dilsaver SC, Hundal Ø, Ødegaard KJ. Comorbidity of asthma with ADHD. *J Atten Disord* 2011;15:564-71.

Fredheim OM, Borchgrevink P, Nordstrand B, Clausen T, Skurtveit S. Prescription of analgesics to patients in opioid maintenance therapy: A pharmacoepidemiological study. *Drug Alcohol Depend* 2011;116:158-62.

Furu K, Karlstad Ø, Skurtveit S, Håberg SE, Nafstad P, London SJ, Nystad W. High validity of mother-reported use of antiasthmatics among children: a comparison with a population-based prescription database. *J Clin Epidemiol* 2011;64:878-84.

Furu K, Skurtveit S. Legemidler forskrevet til barn og ungdom i alderen 0-17 år i Norge. En studie basert på data fra Reseptregisteret. *Norsk Farmaceutisk Tidsskrift* 2011;119:14-7. In Norwegian.

Ghaderi S, Nordbø SA, Bakken IJ. Chlamydiainfeksjon i Sør-Trøndelag – behandling og oppfølging. [Chlamydia infections in South Trøndelag – treatment and follow-up]. *Tidsskr Nor Laegeforen* 2011;131:461-3. In Norwegian.

Godman B, Sakshaug S, Berg C, Wettermark B, Haycox A. Combination of prescribing restrictions and policies to engineer low prices to reduce reimbursement costs. *Expert Rev Pharmacoecon Outcomes Res*. 2011;11:121-9.

Godman B, Shrank W, Andersen M, Berg C, Bishop I, Burkhardt T, Garuoliene K, Herholz H, Joppi R, Kalaba M, Laius O, Lonsdale J, Malmström R, Martikainen J, Samaluk V, Sermet C, Schwabe U, Teixeira I, Tilson L, Tulunay F, Vlahovic-Palcevski V, Wendykowska K, Wettermark B, Zara Corinne Gustafsson L. Policies to enhance prescribing efficiency in Europe: findings and future implications. *Frontiers in Pharmacology* 2011.

Gjelstad S, Straand J, Dalen I, Fetveit A, Strøm H, Lindbæk M. Do general practitioners' consultation rates influence their prescribing patterns of antibiotics for acute respiratory tract infections? *J Antimicrob Chemother* 2011;66:2425-33.

Hancock D, Håberg SE, Furu K, Whitworth KV, Nafstad P, Nystad W, London SJ. Oral contraceptive pill use before pregnancy and respiratory outcomes in early childhood. *Pediatr Allergy Immunol* 2011;22:528-36.

Handal M, Engeland A, Rønning M, Skurtveit S, Furu K. Use of prescribed opioid analgesics and co-medication with benzodiazepines in women before, during and after pregnancy. A population based cohort study. *Eur J Clin Pharmacol* 2011;67:953-60.

Harman C, Reid M, Thomas KV. In situ calibration of a passive sampling device for selected illicit drugs and their metabolites in wastewater, and subsequent year-long assessment of community drug usage. *Environ Sci Technol*. 2011;45:5676-82.

Hartz I, Bramness JG, Skurtveit S. Prescription of antidepressants to patients on opioid maintenance therapy – a pharmacoepidemiological study *Norsk Epidemiologi* 2011;21:77-83.

Hartz I, Tverdal, Aa, Skurtveit S. Langtidsbruk av benzodiazepiner i kombinasjon med opioider og z-hypnotika blant uføretrygdede i Norge. *Norsk Farmaceutisk Tidsskrift* 2011; 119, 24-28.

Hjellvik V, Tverdal A, Strøm H. Boiled coffee intake and subsequent risk for Type 2 Diabetes. *Epidemiology* 2011;22:418-21.

Hofvind S, Sakshaug S, Ursin G, Graff-Iversen S. Breast cancer incidence trends in Norway – explained by hormone therapy or mammographic screening? *International Journal of Cancer* 2011;95:51-9.

Karlstad Ø, Tverdal A, Skurtveit S, Nafstad P, Furu K. A prospective study of asthma and subsequent use of hypnotics in young adults. *Pharmacoepidemiol Drug Saf* 2011;20:370-7.

Kjosavik SR, Hunskaar S, Aarsland D, Ruths S. Initial prescription of antipsychotics and antidepressants in general practice and specialist care in Norway. *Acta Psychiatr Scand* 2011;123:459-65.

Kvaale MK, Grave K, Bangen M, Norström M. Forskrivning av antibakterielle midler til hund og katt i Norge i perioden 2005-2008. *Norsk Veterinærtidsskrift* 2011;123:76-79. In Norwegian.

Landmark CJ, Fossmark H, Larsson PG, Rytter E, Johannessen SI. Prescription patterns of antiepileptic drugs in patients with epilepsy in a nation-wide population. *Epilepsy Res*. 2011;95:51-9.

Landmark CJ, Larsson PG, Rytter E, Johannessen SI. Oppklarende om pregabalin og Reseptregisteret [Clarification about pregabalin and the Norwegian Prescription Database]. *Tidsskr Nor Laegeforen*. 2011;131:800-1. In Norwegian.

Langballe EM, Engdahl B, Selbaek G, Nordeng H. Concomitant use of anti-dementia drugs with psychotropic drugs in Norway—a population-based study. *Pharmacoepidemiol Drug Saf*. 2011;20:1319-26.

Log T, Hartz I, Handal M, Tverdal A, Furu K, Skurtveit S. The association between smoking and subsequent repeated use of prescribed opioids among adolescents and young adults – a population-based cohort study. *Pharmacoepidemiol Drug Saf* 2011;20:90-8.

Log T, Hartz I, Tverdal A, Furu K, Skurtveit S. Dispensing of prescribed analgesics in Norway among young people with foreign- or Norwegian-born parents. *Scand J Pain* 2011;2:36-44.

Mahic M, Skurtveit S, Selmer R, Rønning M, Furu K. Prevalence, incidence and persistence of etanercept and adalimumab in Norway 2005-2009. *Pharmacoepidemiol Drug Saf*. 2011;20:457-63.

Neubert A, Hsia Y, de Jong-van den Berg LT, Janhsen K, Glaeske G, Furu K, Kieler H, Nørgaard M, Clavenna A, Wong IC. Comparison of anti-diabetic drug prescribing in children and adolescents in seven European countries. *Br J Clin Pharmacol*. 2011;72:969-77.

Skurtveit S, Furu K, Handal M, Borchgrevink P, Fredheim O. To what extent does a cohort of new users of weak opioids develop persistent or probable problematic opioid use? *Pain* 2011;152:1555-61.

Zoega H, Furu K, Halldórsson M, Thomsen PH, Sourander A, Martikainen JE. Use of ADHD drugs in the Nordic countries: A population-based comparison study. *Acta Psychiatr Scand* 2011;123:360-7.

Ødegaard KJ, Dilsaver SC, Hundal O, Riise T, Lund A, Akiskal HS, Fasmer OB. Are migraine and bipolar disorders comorbid phenomena?: findings from a pharmacoepidemiological study using the Norwegian Prescription Database. *J Clin Psychopharmacol*. 2011;31:734-9.

Ødegaard KJ, Riise T, Dilsaver S, Lund A, Akiskal H, Fasmer OB, Hundal Ø. A pharmaco-epidemiological study of migraine and antidepressant medications: Complete one year data from the Norwegian population. *J Affective Disorders* 2011;129:198-204.

#### 2010:

Amundsen MO, Engdahl B, Berg C, Nordeng H. Cardiovascular co-medication among users of antiobesity drugs: a population-based study. *Pharm World Sci*. 2010;32:752-8.

Amundsen MO, Engdahl B, Berg C, Nordeng H. Use of psychotropic drugs and analgesics among users of antiobesity drugs – a population based study. *Pharmacoepidemiol Drug Saf* 2010;19:273-9.

Andersen JB, Engeland A, Owe JF, Gilhus NE. Myasthenia gravis requiring pyridostigmine treatment in a national population cohort. *Eur J Neurol* 2010;17:1445-50.

Berg A, Furu K, Einen, M, Spigseth O: Bør barn behandles med efedrin mikstur? [Should children be treated with ephedrine mixture?]. *Tidsskr Nor Lægeforen* 2010;24: 2474-5. In Norwegian.

Berge HM, Gjelstad S, Furu K, Straand J. Glukosaminbruk reduserer ikke behovet for analgetika [Use of glucosamine does not reduce the need for other pain-relieving drugs]. *Tidsskr Nor Lægeforen* 2010;130:1463-6. In Norwegian.

Bramness JG, Rossow I. Can the total consumption of a medicinal drug be used as an indicator of excessive use? The case of carisoprodol. *Drugs: Education, Prevention, and Policy* 2010;17:168-80

Bramness J, Sandvik P, Engeland A, Skurtveit S. Does pregabalin (Lyrica) help patients reduce their use of benzodiazepines? A comparison with gabapentin using the Norwegian Prescription Database. *Basic Clin Pharmacol Toxicol* 2010;107:883-6

Devold HM, Doung GM, Tverdal A, Furu K, Meyer HE, Falch JA, Sjøgaard AJ. Prescription of anti-osteoporosis drugs during 2004–2007 – a nationwide register study in Norway. *Eur J Clin Pharmacol* 2010;66:299-306.

Fredheim OM, Skurtveit S, Breivik H, Borchgrevink P. Increasing use of opioids from 2004 to 2007 – Pharmacoepidemiological data from a complete national prescription database in Norway. *Eur J Pain* 2010;14:289-294.

Fredheim OM, Log T, Olsen W, Skurtveit S, Sagen Ø, Borchgrevink P. Prescription of opioids to children and adolescents; a study from a national prescription database in Norway. *Pediatric Anesthesia* 2010;20:537-544.

Furu K, Skurtveit S, Strøm H, Rønning M. Reseptregisteret 2004–2009 – en kilde til informasjon. *Norsk Farmaceutisk Tidsskrift* 2010;12:29-31.

Furu K, Wettermark B, Andersen M, Martikainen JE, Almarsdottir AB, Sørensen HT. The Nordic Countries as a cohort for pharmacoepidemiological research. *Basic Clin Pharmacol Toxicol* 2010;106:86-94.

Gjerden P, Slørdal L, Bramness JG. Prescription persistence and safety of antipsychotic medication: a national registry-based 3-year follow-up. *Eur J Clin Pharmacol* 2010;66:911-7.

Hartz I, Tverdal A, Skille E, Skurtveit S. Disability pension as a predictor of later use of benzodiazepines among benzodiazepines users. *Soc Sci Med* 2010;70:921-5.

Hausken AM, Furu K, Tverdal A, Skurtveit S. Mental distress and subsequent use of anxiolytic drugs – a prospective population-based cohort study of 16 000 individuals. *Scand J Public Health* 2010;38:465-73.

Hjellvik V, Tverdal A, Furu K. Body mass index as predictor for asthma: a cohort study of 118 723 males and females. *Eur Resp J* 2010;35:1235-42.

Hunnskaar S, Welle-Nilsen LK. The market lifecycle of duloxetine for urinary incontinence in Norway. *Acta Obstet Gynecol Scand*. 2010;89:217-22

Kann IC, Bjørn E, Lurås H. Competition in general practice: prescriptions to the elderly in a list patient system. *J Health Econ*. 2010;29:751-64

Karlstad Ø, Nafstad P, Tverdal A, Skurtveit S, Furu K. Prevalence, incidence and persistence of anti-asthma medication use in 2- to 29-year-olds: a nationwide prescription study. *Eur J Clin Pharmacol* 2010;66:399-406.

Karouni M, Arulthas S, Larsson PG, Rytter E, Johannessen SI, Landmark CJ. Psychiatric comorbidity in patients with epilepsy: a population-based study. *Eur J Clin Pharmacol* 2010;66:1151-60.

Kjome RL, Granas AG, Nerhus K, Roraas TH, Sandberg S. The prevalence of self-monitoring of blood glucose and costs of glucometer strips in a nationwide cohort. *Diabetes Technol Ther* 2010;12:701-5.

Kornør H, Pedersen W, von Soest T, Rossow I, Bramness JG. Bruk av benzodiazepiner og cannabis blant unge voksne [Use of benzodiazepines and cannabis in young adults]. *Tidsskr Nor Lægeforen* 2010 ;130:928-31. In Norwegian.

Skurtveit S, Furu K, Bramness J, Selmer R, Tverdal A. Benzodiazepines predict use of opioids– a follow-up study of 17 074 men and women. *Pain Med* 2010;11:805-14.

Skurtveit S, Furu K, Selmer R, Handal M, Tverdal A. Nicotine dependence predicts repeated use of prescribed opioids. Prospective population-based cohort study. *Ann Epidemiol* 2010;20:890-7.

Vandraas K, Spigset O, Mahic M, Slørdal S. Non-steroidal anti-inflammatory drugs: use and co-treatment with potentially interacting medications in the elderly. *Eur J Clin Pharmacol* 2010;66:823-9.

#### 2009:

Bachs LC, Engeland A, Mørland JG, Skurtveit S. The risk of motor vehicle accidents involving drivers with prescriptions for codeine or tramadol. *Clin Pharmacol Ther* 2009;85:596-9.

Bramness JG. Bruk av litium i Oslo og i Sogn og Fjordane [Use of lithium in the Norwegian counties Oslo and Sogn og Fjordane]. *Tidsskr Nor Lægeforen* 2009;129:855-7. In Norwegian.

Bramness JG. Ungdom og dagliglivets smerter. [Adolescents and everyday life pains]. *Tidsskr Nor Lægeforen* 2009; 129:1444. In Norwegian.

Bramness JG, Grøholt B, Engeland A, Furu K. The use of lithium, valproate or lamotrigine for psychiatric conditions in children and adolescents in Norway 2004-2007 – a prescription database study. *J Affect Disord* 2009; 117:208-11.

Bramness JG, Skurtveit S, Neutel I, Mørland J, Engeland A. An increased risk of road traffic accidents after prescriptions of lithium or valproate? *Pharmacoepidemiol Drug Saf* 2009;18:492-6.

Bramness JG, Weitoft GR, Hallas J. Use of lithium in the adult populations of Denmark, Norway and Sweden. *J Affect Disord* 2009;118:224-8.

Devold H, Molden E, Skurtveit S, Furu K. Co-medication of statins and CYP3A4 inhibitors before and after introduction of new reimbursement policy. *Brit J Clin Pharmacol* 2009;67:234-41.

Engeland A, Bjørge T, Daltveit AK, Vollset SE, Furu K. Validation of disease registration in pregnant women in the Medical Birth Registry of Norway. *Acta Obstet Gynecol Scand* 2009;88:1083-9.

Fredheim OM, Skurtveit S, Moroz A, Breivik H, Borchgrevink P. Prescription pattern of codeine for non-malignant pain in Norway- a pharmacoepidemiological study from The Norwegian Prescription Database. *Acta Anaesthesiol Scand* 2009;53:627-33.

Gjerden P, Bramness JG, Slørdal L. The use and potential abuse of anticholinergic antiparkinson drugs in Norway: a pharmacoepidemiological study. *Br J Clin Pharmacol* 2009;67:228-33.

Gjerden P, Slørdal L, Bramness JG. Association between the use of anticholinergic antiparkinson drugs and safety and receptor drug-binding profiles of antipsychotic agents. *Eur J Clin Pharmacol* 2009;65:1229-35.

Gjerden P, Slørdal L, Bramness JG. The use of antipsychotic and anticholinergic antiparkinson drugs in Norway after the withdrawal of orphenadrine. *Br J Clin Pharmacol* 2009;68:238-42.

Hartz I, Lundesgaard E, Tverdal A, Skurtveit S. Disability pension is associated with the use of benzodiazepines 20 years later: A prospective study. *Scand J Public Health* 2009;37:320-6.

Hartz I, Tverdal A, Skurtveit S. A comparison of self-reported data on disability pension status with data from a nationwide administrative register. *Nor J Epidemiol* 2009;19:169-172.

Hartz I, Tverdal A, Skurtveit S. Social inequalities in use of potentially addictive drugs in Norway – use among disability pensioners. *Nor J Epidemiol* 2009;19:209-218.

Hauge S, Blix HS, Borgen K, Hungnes O, Dudman SG, Aavitsland P. Sales of oseltamivir in Norway prior to the emergence of oseltamivir resistant influenza A(H1N1) viruses in 2007-08. *Virology* 2009;6:54.

Hausken AM, Furu K, Skurtveit S, Engeland A, Bramness JG. Starting insomnia treatment: the use of benzodiazepines versus z-hypnotics. A prescription database study of predictors. *Eur J Clin Pharmacol* 2009;65:295-301.

Håkonsen GD, Pettersen MH, Skurtveit S, Giverhaug T. Samtidig bruk av warfarin, analgetika og antiinflammatoriske midler. *Tidsskr Nor Laegeforen* 2009;129:1217-20. In Norwegian.

Kjosavik SR, Ruths S, Hunskaar S. Psychotropic drug use in the Norwegian general population in 2005: data from the Norwegian Prescription Database *Pharmacoepidemiol Drug Saf* 2009;18:572-8.

Landmark CJ, Larsson P, Rytter E, Johannessen SI. Antiepileptic drugs in epilepsy and other disorders – a population-based study of prescriptions. *Epilepsy Res* 2009; 87: 31-9.

Selmer R, Sakshaug S, Skurtveit S, Furu K, Tverdal A. Statin treatment in a cohort of 20 212 men and women in Norway according to cardiovascular risk factors and level of education. *Brit J Clin Pharmacol* 2009;67:355-62.

Skurtveit S, Furu K, Kaasa S, Borchgrevink P. Introduction of low dose transdermal buprenorphine – did it influence use of potentially addictive drugs in chronic non-malignant pain patients? *Eur J Pain* 2009;13:949-53.

Skurtveit S, Strøm H, Skriverhaug T, Mørland J, Bramness J, Engeland A. Road traffic accident risk in patients with diabetes mellitus, receiving blood glucose-lowering drugs. Prospective follow-up study. *Diabet Med* 2009; 26:404-08.

Viktil K, Engeland A, Furu K. Use of antirheumatic drugs in mothers and fathers before and during pregnancy – a population-based cohort study *Pharmacoepidemiol Drug Saf* 2009;18:737-42.

Winther RB, Bramness JG. Legemiddelshopping av vanedannende medikamenter i Norge [Prescription shopping of addictive drugs in Norway]. *Tidsskr Nor Laegeforen* 2009;129:517-20. In Norwegian.

#### 2008:

Bachs LC, Bramness JG, Engeland A, Skurtveit S. Repeated dispensing of codeine is associated with high consumption of benzodiazepines. *Nor J Epidemiol* 2008;18:185-90.

Berg A, Furu K, Spigset O. Slimhinneavsvellende nesedråper og nesepåse hos barn [Nasal decongestants and nasal sprays in children]. *Tidsskr Nor Laegeforen* 2008;128:2582-3. In Norwegian.

Bramness JG, Buajordet I, Skurtveit S. The role of pharmacoepidemiological studies in the market withdrawal of carisoprodol (Somadril®) in Europe. *Nor J Epidemiol* 2008;18:167-72.

Bramness JG, Skurtveit S. Carisoprodol should be taken of the market. *South Med J* 2008;101:1074-5.

Bramness JG, Skurtveit S, Neutel CI, Mørland J, Engeland A. Minor increase in risk of road traffic accidents after prescriptions of antidepressants. *J Clin Psych* 2008; 69:1099-1103.

Brekke M, Rogstad, Straand J, Furu K, Gjelstad S, Bjørner T, Dalen I. Pharmacologically inappropriate prescriptions for elderly patients in general practice: How common? Baseline data from The Prescription Peer Academic Detailing (Rx-PAD) study. *Scand J Prim Health Care* 2008;26:80-5.

Engeland A, Bramness JG, Daltveit AK, Rønning M, Skurtveit S, Furu K. Prescription drug use among fathers and mothers before and during pregnancy. A population-based cohort study of 106,000 pregnancies in Norway 2004-06. *Br J Clin Pharmacol* 2008;65:653-60.

Engeland A, Bramness JG, Mørland J, Skurtveit S. Veitrafikkulykker knyttet til forskrivning av legemidler: en registerbasert kohortstudie. [Traffic accident risks associated with the prescription of medicinal drugs: a registry-based cohort study] *Nor J Epidemiol* 2008;18: 159-66.

Fetveit A, Straand J, Bjorvatn B. Sleep disturbances in an arctic population: the Tromsø Study. *BMC Health Serv Res* 2008;8:117.

Furu K. Establishment of the nationwide Norwegian Prescription Database (NorPD) – New opportunities for research in pharmacoepidemiology in Norway. *Nor J Epidemiol* 2008; 18:129-36.

Gustavsen I, Bramness JG, Skurtveit S, Engeland A, Neutel CI, Mørland J. Road traffic accident risk related to prescriptions of the hypnotics zopiclone, zolpidem, flunitrazepam and nitrazepam. *Sleep Med* 2008;9:818-22.

Hagen K, Stovner LJ, Skorpén F, Pettersen E, Swart JA. COMT genotypes and use of antipsychotic medication: linking population-based prescription database to the HUNT study. *Pharmacoepidemiol Drug Saf* 2008;17:372-7.

Litleskare I, Blix H, Rønning M. Antibiotikaforbruk i Norge [Antibiotic use in Norway]. *Tidsskr Nor Laegeforen* 2008;128:2324-9. In Norwegian.

Olsen AS, Ottesen S. Varierende forskrivning av opioider til norske kreftpasienter [Variable prescription of opioids to cancer patients in Norway]. *Tidsskr Nor Laegeforen* 2008;128:1271-4. In Norwegian.

Skurtveit S, Furu K, Bramness JG, Tverdal A. Benzodiazepine use in all alcohol consumers predicts use of opioids in patients 20 years later – a follow-up study of 13 390 men and women aged 40-42 years. *Pharmacoepidemiol Drug Saf* 2008;17:926-933.

Skurtveit S, Selmer R, Tverdal A, Furu K. The validity of self-reported prescription medication use among adolescents varied by therapeutic class. *J Clin Epidemiol* 2008;61:714-17.

Strøm H, Sakshaug S, Skurtveit S. Use of statins in patients receiving oral blood glucose-lowering drugs. *Nor J Epidemiol* 2008;18:191-94.

#### 2007:

Al-Harooni M, Skaug N. Incidence of antibiotic prescribing in dental practice in Norway and its contribution to national consumption. *J Antimicrob Chemother* 2007;59:1161-6.

Blix HS, Engeland A, Litleskare I, Rønning M. Age- and gender-specific antibacterial prescribing in Norway. *J Antimicrob Chemother* 2007;59:971-6.

Bramness JG, Engeland A, Furu K. Antidepressiver hos barn og ungdom – førte advarsler til færre forskrivninger? [The use of antidepressants amongst children and adolescents – did the warnings lead to fewer prescriptions?] *Tidsskr Nor Laegeforen* 2007;127:2653-5. In Norwegian.

Bramness JG, Furu K, Engeland A, Skurtveit S. Carisoprodol use and abuse in Norway. A pharmacoepidemiological study. *Br J Clin Pharmacol* 2007;64: 210-8.

Bramness JG, Kornør H. Benzodiazepine prescription for patients in opioid maintenance treatment in Norway. *Drug Alcohol Depend* 2007;90:203-9.

Bramness JG, Skurtveit S, Mørland J, Engeland A. The risk of road traffic accidents after prescriptions of carisoprodol. *Accid Anal Prev* 2007;39:1050-5.

Engeland A, Skurtveit S, Mørland J. Risk of road traffic accidents associated with the prescription of medicinal drugs: a registry-based cohort study. *Ann Epidemiol* 2007;17:597-602.

Furu K, Skurtveit S, Langhammer A, Nafstad P. Use of anti-asthmatic medications as a proxy for prevalence of asthma in children and adolescents in Norway: a nationwide prescription database analysis. *Eur J Clin Pharmacol* 2007;63:693-8.

Hartz I, Sakshaug S, Furu K, Engeland A, Eggen AE, Njølstad I, Skurtveit S. Aspects of statin prescribing in Norwegian counties with high, average and low statin consumption – an individual-level prescription database study. *BMC Clin Pharmacol* 2007;7:14.



Sakshaug S, Furu K, Karlstad Ø, Rønning M, Skurtveit S. Switching statins in Norway after new reimbursement policy – a nationwide prescription study. *Br J Clin Pharmacol* 2007;64:476-81.

Torkildsen O, Grytten N, Myhr KM. Immunomodulatory treatment of multiple sclerosis in Norway. *Acta Neurol Scand Suppl* 2007;187:46-50.

Åsheim H, Nilsen KB, Johansen K, Furu K. Forskrivning av sentralstimulerende legemidler ved ADHD i Nordland. [Prescribing of stimulants for ADHD in Nordland county] *Tidsskr Nor Laegeforen* 2007;127:2360-2. In Norwegian.

#### **2006:**

Bramness JG, Skurtveit S, Furu K, Engeland A, Sakshaug S, Rønning M. Endringer i salg og bruk av flunitrazepam etter 1999. [Changes in the sale and use of flunitrazepam in Norway, 1999 – 2004]. *Tidsskr Nor Laegeforen* 2006;126:589-90. In Norwegian.

Gjelstad S, Fetveit A, Straand J, Dalen I, Rognstad S, Lindback M. Can antibiotic prescriptions in respiratory tract infections be improved? A cluster-randomized educational intervention in general practice--the Prescription Peer Academic Detailing (Rx-PAD) Study [NCT00272155]. *BMC Health Serv Res* 2006;6:75.

Mellingsæter T, Bramness JG, Slørdal L. Benzodiazepinlignende z-hypnotika: bedre og tryggere søvnmidler? [Are z-hypnotics better and safer sleeping pills than benzodiazepines?] *Tidsskr Nor Laegeforen* 2006; 126: 2954-6. In Norwegian.

Nygard K, Schimmer B, Sobstad O, Walde A, Tveit I, Langeland N, Hausken T, Aavitsland P. A large community outbreak of waterborne giardiasis--delayed detection in a non-endemic urban area. *BMC Public Health* 2006;6:141.

Straand J, Fetveit A, Rognstad S, Gjelstad S, Brekke M, Dalen I. A cluster-randomized educational intervention to reduce inappropriate prescription patterns for elderly patients in general practice--The Prescription Peer Academic Detailing (Rx-PAD) study [NCT00281450]. *BMC Health Serv Res* 2006;6:72.

Strøm H, Engeland A, Eriksen E, Sakshaug S, Rønning M. Hvor mange og hvem behandles medikamentelt for diabetes mellitus? [How many and who are receiving medication for diabetes mellitus?] *Tidsskr Nor Laegeforen* 2006;126:768-70. In Norwegian.

#### **2005:**

Bramness JG, Hausken AM, Sakshaug S, Skurtveit S, Rønning M. Forskrivning av selektive serotoninreopptakshemmere 1990 – 2004. [Prescription of selective serotonin reuptake inhibitors 1990-2004]. *Tidsskr Nor Laegeforen* 2005;125:2470-3. In Norwegian.

#### **2004:**

Strøm H. Reseptbasert legemiddelregister: Et viktig verktøy for å oppnå detaljert legemiddelstatistikk [The Norwegian Prescription Database: An important tool for detailed information on drug use]. *Nor J Epidemiol* 2004;14:53-56.

#### **2001:**

Furu K. Drug utilisation in a public health perspective: Establishing a national prescription register in Norway. *Nor J Epidemiol* 2001;11:55-60.

